

Event: Chris Griffis Memorial OT - Pro Mazda
Track: Indianapolis Motor Speedway RC
Report: Section Data Report
Session: Test Session 8

2.439 mile(s)



Pro Mazda
October 22, 2017

Section Data for Car 18 - Ming, Calvin (R)

Lap	T/S	T/SF to I3A	I3A to I6	I6 to SF	Lap
1	T	19.7846	36.7807	25.8269	82.3922
	S	112.002	105.070	104.542	106.568
2	T	19.6786	36.4936	25.5255	81.6977
	S	112.605	105.897	105.777	107.474
3	T	19.7788	36.7582	25.8888	82.4258
	S	112.035	105.134	104.292	106.525
4	T	19.6130	36.5411	25.6931	81.8472
	S	112.982	105.759	105.087	107.278
5	T	19.7040	36.6231	25.6093	81.9364
	S	112.460	105.522	105.430	107.161
6	T	19.7471	36.5544	25.7202	82.0217
	S	112.214	105.720	104.976	107.050
7	T		37.0299		552.9538
	S		104.363		15.879
8	T	19.6049	36.4579	25.6467	81.7095
	S	113.028	106.000	105.277	107.459
9	T	19.5720	36.3900	25.6132	81.5752
	S	113.218	106.198	105.414	107.636
10	T		39.5531		274.2053
	S		97.705		32.021
11	T	20.0589	36.9137	26.2914	83.2640
	S	110.470	104.691	102.695	105.453
12	T	19.5530	36.2462	25.5028	81.3020
	S	113.328	106.619	105.871	107.997
13	T	19.4445	36.1949	25.4220	81.0614
	S	113.961	106.770	106.207	108.318
14	T	19.4942	36.2772	25.4903	81.2617
	S	113.670	106.528	105.923	108.051
15	T	19.6006	36.3344	25.4353	81.3703
	S	113.053	106.361	106.152	107.907
16	T		36.7197		153.1986
	S		105.244		57.314
17	T	19.5500	36.3857	25.4560	81.3917
	S	113.346	106.211	106.065	107.878
18	T	19.5002	36.3536	25.4861	81.3399
	S	113.635	106.304	105.940	107.947
19	T	19.5699	36.4386	25.5517	81.5602
	S	113.230	106.056	105.668	107.655

Event: Chris Griffis Memorial OT - Pro Mazda

Track: Indianapolis Motor Speedway RC

2.439 mile(s)



Report: Section Data Report

Pro Mazda

Session: Test Session 8

October 22, 2017

Section Data for Car 18 - Ming, Calvin (R)

Lap	T/SF to I3A	I3A to I6	I6 to SF	Lap	
20	T	19.4363	36.3956	25.5008	81.3327
	S	114.009	106.182	105.879	107.957

Event: Chris Griffis Memorial OT - Pro Mazda
Track: Indianapolis Motor Speedway RC
Report: Section Data Report
Session: Test Session 8

2.439 mile(s)



Pro Mazda
October 22, 2017

Section Data for Car 2 - Robb, Sting Ray

Lap	T/S	SF to I3A	I3A to I6	I6 to SF	Lap
1	T	19.9281	37.2692	26.1118	83.3091
	S	111.195	103.693	103.402	105.395
2	T	19.7648	36.4362	25.7965	81.9975
	S	112.114	106.063	104.665	107.081
3	T	19.6205	36.3407	25.6887	81.6499
	S	112.938	106.342	105.105	107.537
4	T	19.7178	36.1659	25.7866	81.6703
	S	112.381	106.856	104.706	107.510
5	T	19.7642	36.1451	25.7736	81.6829
	S	112.117	106.918	104.758	107.494
6	T	19.7333	36.6573	25.8057	82.1963
	S	112.293	105.424	104.628	106.822
7	T		36.9445		550.4295
	S		104.604		15.952
8	T	19.5424	36.2924	25.8404	81.6752
	S	113.390	106.484	104.488	107.504
9	T	19.4791	36.0843	25.7070	81.2704
	S	113.758	107.098	105.030	108.039
10	T	19.4942	36.3100	25.6447	81.4489
	S	113.670	106.432	105.285	107.803
11	T	19.5303	36.3130	26.0273	81.8706
	S	113.460	106.423	103.737	107.247
12	T		39.8337		380.7418
	S		97.017		23.061
13	T	19.8131	36.2996	25.8471	81.9598
	S	111.841	106.462	104.460	107.131
14	T	19.5448	35.9706	25.4565	80.9719
	S	113.376	107.436	106.063	108.438
15	T	19.3779	36.0598	25.3980	80.8357
	S	114.352	107.170	106.308	108.620
16	T	19.5552	45.1986	25.6811	90.4349
	S	113.316	85.501	105.136	97.091

Event: Chris Griffis Memorial OT - Pro Mazda
Track: Indianapolis Motor Speedway RC
Report: Section Data Report
Session: Test Session 8

2.439 mile(s)



Pro Mazda
October 22, 2017

Section Data for Car 3 - Megennis, Robert (R)

Lap	T/SF to I3A	I3A to I6	I6 to SF	Lap	
1	T	19.8022	36.4419	26.0544	82.2985
	S	111.902	106.047	103.629	106.690
2	T	19.4529	36.0788	25.6075	81.1392
	S	113.912	107.114	105.438	108.214
3	T	19.5749	36.1666	25.4904	81.2319
	S	113.202	106.854	105.922	108.091
4	T	19.6100	36.1623	25.5686	81.3409
	S	112.999	106.867	105.598	107.946
5	T	19.8090	36.2965	25.5235	81.6290
	S	111.864	106.472	105.785	107.565
6	T		36.5770		638.4101
	S		105.655		13.754
7	T	19.5759	36.2024	25.6091	81.3874
	S	113.196	106.748	105.431	107.884
8	T	19.6356	36.3404	25.4735	81.4495
	S	112.852	106.343	105.993	107.802
9	T	20.7509	38.2631	25.5690	84.5830
	S	106.786	100.999	105.597	103.808
10	T	19.4635	36.2748	25.4546	81.1929
	S	113.849	106.535	106.071	108.142
11	T	19.7892	36.2532	25.8259	81.8683
	S	111.976	106.599	104.546	107.250
12	T	19.7573	36.1296	25.6868	81.5737
	S	112.156	106.963	105.112	107.638
13	T		39.4897		256.3767
	S		97.862		34.248
14	T	20.2221	36.3021	26.1032	82.6274
	S	109.579	106.455	103.436	106.265
15	T	19.5731	35.9999	25.3524	80.9254
	S	113.212	107.349	106.499	108.500
16	T	19.3564	35.8050	25.2846	80.4460
	S	114.479	107.933	106.784	109.147
17	T	19.4598	35.7399	25.3195	80.5192
	S	113.871	108.130	106.637	109.047
18	T	20.2644	42.2501	25.5004	88.0149
	S	109.350	91.468	105.881	99.760
19	T	19.5525	35.9808	25.5614	81.0947
	S	113.331	107.406	105.628	108.273

Event: Chris Griffis Memorial OT - Pro Mazda

Track: Indianapolis Motor Speedway RC

2.439 mile(s)



Report: Section Data Report

Pro Mazda

Session: Test Session 8

October 22, 2017

Section Data for Car 3 - Megennis, Robert (R)

Lap	T/SF to I3A	I3A to I6	I6 to SF	Lap	
20	T	19.5721	35.8927	25.4934	80.9582
	S	113.218	107.669	105.910	108.456

Event: Chris Griffis Memorial OT - Pro Mazda
Track: Indianapolis Motor Speedway RC
Report: Section Data Report
Session: Test Session 8

2.439 mile(s)



Pro Mazda
October 22, 2017

Section Data for Car 78 - Hoogenboom, Leonard (R)

Lap	T/S	SF to I3A	I3A to I6	I6 to SF	Lap
1	T	21.3660	38.7186	27.2139	87.2985
	S	103.712	99.811	99.214	100.579
2	T	19.5872	36.7527	25.8163	82.1562
	S	113.130	105.150	104.585	106.874
3	T	19.4254	36.5760	25.6014	81.6028
	S	114.073	105.658	105.463	107.599
4	T		36.8407		166.6190
	S		104.899		52.697
5	T	19.7786	36.7402	25.7404	82.2592
	S	112.036	105.186	104.893	106.741
6	T		44.0314		905.6501
	S		87.768		9.695
7	T	23.0038	40.0145	28.6082	91.6265
	S	96.328	96.579	94.379	95.828
8	T	20.3291	37.0179	26.0170	83.3640
	S	109.002	104.397	103.778	105.326
9	T	19.6129	36.3354	25.6481	81.5964
	S	112.982	106.358	105.271	107.608
10	T	19.5991	36.6128	25.5390	81.7509
	S	113.062	105.552	105.721	107.404
11	T	19.4011	36.7046	25.5928	81.6985
	S	114.216	105.288	105.498	107.473
12	T	21.1868	41.3739	26.0650	88.6257
	S	104.589	93.405	103.587	99.073
13	T	19.3708	36.4193	25.6526	81.4427
	S	114.394	106.113	105.252	107.811
14	T	19.4186	36.4311	25.5074	81.3571
	S	114.113	106.078	105.852	107.924
15	T	19.4693	36.4391	25.4089	81.3173
	S	113.816	106.055	106.262	107.977
16	T	19.6938	36.3552	25.6676	81.7166
	S	112.518	106.300	105.191	107.449

Event: Chris Griffis Memorial OT - Pro Mazda
Track: Indianapolis Motor Speedway RC
Report: Section Data Report
Session: Test Session 8

2.439 mile(s)



Pro Mazda
October 22, 2017

Section Data for Car 79 - Malukas, David (R)

Lap	T/SF to I3A	I3A to I6	I6 to SF	Lap	
1	T	19.8699	42.4195	27.3413	89.6307
	S	111.521	91.103	98.752	97.962
2	T		43.0160		972.4629
	S		89.840		9.029
3	T	21.4042	38.3819	29.1750	88.9611
	S	103.527	100.687	92.545	98.699
4	T	20.0520	36.2799	26.0428	82.3747
	S	110.508	106.520	103.675	106.591
5	T	19.3439	36.0198	25.2689	80.6326
	S	114.553	107.289	106.851	108.894
6	T	19.2267	36.0949	25.4610	80.7826
	S	115.252	107.066	106.045	108.692
7	T	19.2931	36.3485	25.2920	80.9336
	S	114.855	106.319	106.753	108.489
8	T	19.2075	42.4143	25.3243	86.9461
	S	115.367	91.114	106.617	100.987
9	T	25.0813	36.2913	34.8395	96.2121
	S	88.349	106.487	77.498	91.261
10	T	19.4657	36.1659	25.3934	81.0250
	S	113.837	106.856	106.327	108.367
11	T	19.3184	36.0212	25.3688	80.7084
	S	114.705	107.285	106.430	108.792

Event: Chris Griffis Memorial OT - Pro Mazda
Track: Indianapolis Motor Speedway RC
Report: Section Data Report
Session: Test Session 8

2.439 mile(s)



Pro Mazda
October 22, 2017

Section Data for Car 80 - Wright, Kris

Lap	T/SF to I3A	I3A to I6	I6 to SF	Lap	
1	T	20.1005	37.0622	26.0866	83.2493
	S	110.241	104.272	103.501	105.471
2	T	19.8633	36.8727	25.8712	82.6072
	S	111.558	104.808	104.363	106.291
3	T	19.7571	36.9123	25.7224	82.3918
	S	112.158	104.695	104.967	106.569
4	T	19.7851	37.0504	25.7251	82.5606
	S	111.999	104.305	104.956	106.351
5	T	24.8870	37.8256	25.8845	88.5971
	S	89.039	102.167	104.310	99.105
6	T	19.7970	37.2832	25.9116	82.9918
	S	111.932	103.654	104.200	105.798
7	T	19.8872	37.4853	25.7233	83.0958
	S	111.424	103.095	104.963	105.666

Event: Chris Griffis Memorial OT - Pro Mazda

Track: Indianapolis Motor Speedway RC

2.439 mile(s)



Report: Section Data Report

Pro Mazda

Session: Test Session 8

October 22, 2017

Section Data for Car 81 - Frederick, Kaylen (R)

Lap	T/SF to I3A	I3A to I6	I6 to SF	Lap	
1	T	20.1108	389.9978	25.8538	435.9624
	S	110.185	9.909	104.433	20.140
2	T		37.9444		1374.2611
	S		101.848		6.389
3	T	19.8623	36.8663	25.8976	82.6262
	S	111.564	104.826	104.257	106.267
4	T	19.5471	36.1514	25.5602	81.2587
	S	113.363	106.899	105.633	108.055

Event: Chris Griffis Memorial OT - Pro Mazda
Track: Indianapolis Motor Speedway RC
Report: Section Data Report
Session: Test Session 8

2.439 mile(s)



Pro Mazda
October 22, 2017

Section Data for Car 82 - Telitz, Aaron

Lap	T/SF to I3A	I3A to I6	I6 to SF	Lap	
1	T	19.9165	37.0404	26.1018	83.0587
	S	111.260	104.333	103.441	105.713
2	T		37.3620		444.8912
	S		103.435		19.736
3	T	19.7661	36.6571	26.2046	82.6278
	S	112.107	105.424	103.035	106.264
4	T	19.6315	36.3005	25.9045	81.8365
	S	112.875	106.460	104.229	107.292
5	T	19.4667	36.5275	25.6879	81.6821
	S	113.831	105.798	105.108	107.495
6	T	19.3972	36.2017	25.6155	81.2144
	S	114.239	106.750	105.405	108.114
7	T		37.1741		518.1480
	S		103.958		16.946
8	T	19.6272	36.2487	25.6180	81.4939
	S	112.900	106.612	105.395	107.743
9	T	19.6632	36.1790	25.6105	81.4527
	S	112.693	106.817	105.426	107.798
10	T		38.6645		320.5721
	S		99.951		27.390

Event: Chris Griffis Memorial OT - Pro Mazda
Track: Indianapolis Motor Speedway RC
Report: Section Data Report
Session: Test Session 8

2.439 mile(s)



Pro Mazda
October 22, 2017

Section Data for Car 90 - Thompson, Parker (R)

Lap	T/SF to I3A	I3A to I6	I6 to SF	Lap	
1	T	19.8599	37.1493	26.2203	83.2295
	S	111.577	104.027	102.974	105.496
2	T	19.6698	37.2648	25.8276	82.7622
	S	112.655	103.705	104.539	106.092
3	T	19.6845	36.4105	25.6071	81.7021
	S	112.571	106.138	105.440	107.468
4	T	19.6439	36.4214	25.5401	81.6054
	S	112.804	106.106	105.716	107.596
5	T	19.7639	37.4727	25.6808	82.9174
	S	112.119	103.130	105.137	105.893
6	T		38.0988		606.7793
	S		101.435		14.471
7	T	19.7243	36.4713	25.7258	81.9214
	S	112.344	105.961	104.953	107.181
8	T	19.5507	36.3202	25.6109	81.4818
	S	113.342	106.402	105.424	107.759
9	T	19.5357	37.0674	25.5962	82.1993
	S	113.429	104.257	105.484	106.818
10	T		40.8479		263.4462
	S		94.608		33.329
11	T	19.9432	36.5284	26.5587	83.0303
	S	111.111	105.796	101.662	105.749
12	T	19.3966	36.0520	25.2854	80.7340
	S	114.242	107.194	106.781	108.757
13	T	19.9210	36.3842	25.3639	81.6691
	S	111.235	106.215	106.451	107.512
14	T	19.4413	36.3200	25.4403	81.2016
	S	113.979	106.403	106.131	108.131
15	T	19.4237	36.1256	25.3657	80.9150
	S	114.083	106.975	106.443	108.514
16	T	19.4219	36.0299	25.4098	80.8616
	S	114.093	107.259	106.258	108.586
17	T	21.6271	39.1680	25.5125	86.3076
	S	102.460	98.666	105.830	101.734
18	T	19.4096	36.1758	25.4043	80.9897
	S	114.166	106.827	106.281	108.414
19	T	19.4277	36.1000	25.4831	81.0108
	S	114.059	107.051	105.953	108.386

Event: Chris Griffis Memorial OT - Pro Mazda

Track: Indianapolis Motor Speedway RC

2.439 mile(s)



Report: Section Data Report

Pro Mazda

Session: Test Session 8

October 22, 2017

Section Data for Car 90 - Thompson, Parker (R)

Lap	T/SF to I3A	I3A to I6	I6 to SF	Lap	
20	T	19.5784	37.7327	25.5232	82.8343
	S	113.181	102.419	105.786	106.000

Event: Chris Griffis Memorial OT - Pro Mazda
Track: Indianapolis Motor Speedway RC
Report: Section Data Report
Session: Test Session 8

2.439 mile(s)



Pro Mazda
October 22, 2017

Section Data for Car 91 - Lastochkin, Nikita

Lap	T/SF to I3A	I3A to I6	I6 to SF	Lap	
1	T	19.6481	36.7687	25.9790	82.3958
	S	112.780	105.104	103.930	106.564
2	T	19.5492	36.7477	25.8207	82.1176
	S	113.350	105.164	104.567	106.925
3	T	19.5555	36.7662	25.8317	82.1534
	S	113.314	105.111	104.523	106.878
4	T	19.7546	37.1478	25.7734	82.6758
	S	112.172	104.032	104.759	106.203
5	T	19.6475	36.7289	25.9610	82.3374
	S	112.783	105.218	104.002	106.639
6	T	19.5985	36.5601	25.8233	81.9819
	S	113.065	105.704	104.557	107.102
7	T	19.6293	36.7520	25.7048	82.0861
	S	112.888	105.152	105.039	106.966
8	T		36.5608		469.7071
	S		105.702		18.693
9	T	19.5510	36.5065	25.5189	81.5764
	S	113.340	105.859	105.804	107.634
10	T	19.6378	36.5808	25.6993	81.9179
	S	112.839	105.644	105.061	107.185
11	T	19.5784	36.5253	25.8329	81.9366
	S	113.181	105.805	104.518	107.161
12	T	19.5694	36.4586	25.6155	81.6435
	S	113.233	105.998	105.405	107.546
13	T		36.7104		288.6008
	S		105.271		30.424
14	T	19.6769	36.3832	25.5172	81.5773
	S	112.615	106.218	105.811	107.633
15	T	19.5871	36.4308	25.6390	81.6569
	S	113.131	106.079	105.308	107.528
16	T	19.7156	36.4949	25.7213	81.9318
	S	112.394	105.893	104.971	107.167
17	T	19.5185	36.3059	25.5901	81.4145
	S	113.529	106.444	105.510	107.848
18	T	19.6286	36.3811	25.5799	81.5896
	S	112.892	106.224	105.552	107.617
19	T	19.5967	36.4558	25.6282	81.6807
	S	113.076	106.006	105.353	107.497

Event: Chris Griffis Memorial OT - Pro Mazda

Track: Indianapolis Motor Speedway RC

2.439 mile(s)



Report: Section Data Report

Pro Mazda

Session: Test Session 8

October 22, 2017

Section Data for Car 91 - Lastochkin, Nikita

Lap	T/SF to I3A	I3A to I6	I6 to SF	Lap	
20	T	19.9998	36.7919	25.6792	82.4709
	S	110.797	105.038	105.143	106.467
21	T	19.6025	36.3520	25.5475	81.5020
	S	113.042	106.309	105.685	107.732
22	T	19.8814	36.7689	25.6471	82.2974
	S	111.456	105.104	105.275	106.691

Event: Chris Griffis Memorial OT - Pro Mazda
Track: Indianapolis Motor Speedway RC
Report: Section Data Report
Session: Test Session 8

2.439 mile(s)








Pro Mazda
October 22, 2017

Section Data for Car

Report Support Information

Section Legend	
Name	Length
SF to I3A	0.615530 miles
I3A to I6	1.073485 miles
I6 to SF	0.750000 miles
Lap	2.439000 miles

Color Legend	
	Fastest Lap
	Section Under Caution
	Section Under Green
	Section Time Data
	Section Speed Data

