

**Event:** Chris Griffis Memorial OT - Pro Mazda  
**Track:** Indianapolis Motor Speedway RC  
**Report:** Section Data Report  
**Session:** Test Session 7

2.439 mile(s)



**Pro Mazda**  
**October 22, 2017**

**Section Data for Car 18 - Ming, Calvin (R)**

Lap	T/S	T/SF to I3A	I3A to I6	I6 to SF	Lap
1	T	19.9418	36.8092	25.8991	82.6501
	S	111.119	104.989	104.251	106.236
2	T	19.6314	36.5518	25.7749	81.9581
	S	112.876	105.728	104.753	107.133
3	T	19.4745	36.4147	25.6713	81.5605
	S	113.785	106.126	105.176	107.655
4	T	19.6575	36.5749	25.6445	81.8769
	S	112.726	105.661	105.286	107.239
5	T	19.7952	37.2270	25.7944	82.8166
	S	111.942	103.810	104.674	106.022
6	T		36.8668		158.2401
	S		104.825		55.488
7	T	19.6290	36.6400	25.6434	81.9124
	S	112.890	105.473	105.290	107.193
8	T	19.6163	37.0066	25.8784	82.5013
	S	112.963	104.429	104.334	106.427
9	T	19.5324	36.4617	25.6533	81.6474
	S	113.448	105.989	105.250	107.540
10	T		39.4553		185.5975
	S		97.947		47.309
11	T	19.6875	36.7158	25.8462	82.2495
	S	112.554	105.256	104.464	106.753
12	T	19.4623	36.3402	25.4729	81.2754
	S	113.856	106.344	105.995	108.033
13	T	19.4405	36.4361	25.5087	81.3853
	S	113.984	106.064	105.846	107.887
14	T		37.2141		381.7699
	S		103.846		22.999
15	T	19.5758	36.4140	25.5721	81.5619
	S	113.196	106.128	105.584	107.653
16	T	19.4670	36.6408	25.4808	81.5886
	S	113.829	105.471	105.962	107.618
17	T	19.7032	36.5020	25.5712	81.7764
	S	112.464	105.872	105.588	107.371
18	T	19.6192	36.4331	25.6434	81.6957
	S	112.946	106.072	105.290	107.477
19	T		36.7467		275.0793
	S		105.167		31.920

**Event:** Chris Griffis Memorial OT - Pro Mazda

**Track:** Indianapolis Motor Speedway RC

2.439 mile(s)



**Report:** Section Data Report

Pro Mazda

**Session:** Test Session 7

October 22, 2017

**Section Data for Car 18 - Ming, Calvin (R)**

Lap	T/SF to I3A	I3A to I6	I6 to SF	Lap	
20	T	19.5745	36.5898	25.6357	81.8000
	S	113.204	105.618	105.322	107.340
21	T	19.5965	36.4402	25.5172	81.5539
	S	113.077	106.052	105.811	107.664

**Event:** Chris Griffis Memorial OT - Pro Mazda  
**Track:** Indianapolis Motor Speedway RC  
**Report:** Section Data Report  
**Session:** Test Session 7

2.439 mile(s)



**Pro Mazda**  
**October 22, 2017**

**Section Data for Car 2 - Robb, Sting Ray**

Lap	T/SF to I3A	I3A to I6	I6 to SF	Lap	
1	T	20.4523	36.6998	26.9811	84.1332
	S	108.345	105.302	100.070	104.363
2	T	19.5536	36.7530	25.7778	82.0844
	S	113.325	105.149	104.741	106.968
3	T	19.8873	36.5135	25.8340	82.2348
	S	111.423	105.839	104.513	106.772
4	T	19.6517	36.5180	25.8467	82.0164
	S	112.759	105.826	104.462	107.057
5	T	19.7436	36.8052	25.9966	82.5454
	S	112.234	105.000	103.860	106.371
6	T		36.9098		398.7518
	S		104.702		22.020
7	T	19.7933	36.5561	25.9896	82.3390
	S	111.952	105.715	103.888	106.637
8	T	19.8644	36.6946	25.8741	82.4331
	S	111.552	105.316	104.351	106.515
9	T	19.6941	36.5623	25.8069	82.0633
	S	112.516	105.698	104.623	106.995
10	T	19.6825	36.4441	25.7065	81.8331
	S	112.583	106.040	105.032	107.296
11	T	20.0561	36.7013	25.8352	82.5926
	S	110.486	105.297	104.509	106.310
12	T		37.2107		318.5291
	S		103.856		27.565
13	T	19.7439	36.5995	25.7964	82.1398
	S	112.233	105.590	104.666	106.896
14	T	19.6389	36.3947	25.7452	81.7788
	S	112.833	106.184	104.874	107.368
15	T	19.5595	36.6349	25.7846	81.9790
	S	113.291	105.488	104.714	107.105
16	T	19.6914	36.9004	25.7654	82.3572
	S	112.532	104.729	104.792	106.614
17	T		36.8068		401.1491
	S		104.995		21.888
18	T	19.6759	36.5135	25.6471	81.8365
	S	112.620	105.839	105.275	107.292

**Event:** Chris Griffis Memorial OT - Pro Mazda  
**Track:** Indianapolis Motor Speedway RC  
**Report:** Section Data Report  
**Session:** Test Session 7

2.439 mile(s)



**Pro Mazda**  
**October 22, 2017**

**Section Data for Car 3 - Megennis, Robert (R)**

Lap	T/SF to I3A	I3A to I6	I6 to SF	Lap	
1	T	19.8349	36.5568	25.7800	82.1717
	S	111.718	105.713	104.732	106.854
2	T	19.8882	36.4461	25.5793	81.9136
	S	111.418	106.035	105.554	107.191
3	T	19.6465	36.4613	25.9499	82.0577
	S	112.789	105.990	104.047	107.003
4	T	19.9300	36.4550	25.8499	82.2349
	S	111.185	106.009	104.449	106.772
5	T	19.8698	36.4570	25.8205	82.1473
	S	111.521	106.003	104.568	106.886
6	T		39.4240		715.4133
	S		98.025		12.273
7	T	19.8313	36.3829	25.6665	81.8807
	S	111.738	106.219	105.195	107.234
8	T	19.9661	36.3748	25.6949	82.0358
	S	110.984	106.242	105.079	107.031
9	T		38.6676		494.2939
	S		99.943		17.764
10	T	19.6204	36.1090	26.0199	81.7493
	S	112.939	107.024	103.767	107.406
11	T	19.5800	36.6026	25.3856	81.5682
	S	113.172	105.581	106.360	107.645

**Event:** Chris Griffis Memorial OT - Pro Mazda  
**Track:** Indianapolis Motor Speedway RC  
**Report:** Section Data Report  
**Session:** Test Session 7

2.439 mile(s)



**Pro Mazda**  
**October 22, 2017**

**Section Data for Car 78 - Hoogenboom, Leonard (R)**

Lap	T/SF to I3A	I3A to I6	I6 to SF	Lap	
1	T	21.7017	38.6179	27.6776	87.9972
	S	102.108	100.071	97.552	99.780
2	T	19.8250	36.8741	26.2354	82.9345
	S	111.773	104.804	102.914	105.872
3	T	19.7800	37.1571	25.9398	82.8769
	S	112.028	104.006	104.087	105.945
4	T	19.7222	37.0000	26.2698	82.9920
	S	112.356	104.447	102.780	105.798
5	T	19.7160	36.7628	26.0679	82.5467
	S	112.391	105.121	103.576	106.369
6	T		42.9138		593.1757
	S		90.054		14.802
7	T	22.4807	40.9810	28.4042	91.8659
	S	98.569	94.301	95.056	95.578
8	T	19.8279	36.6488	25.9622	82.4389
	S	111.757	105.448	103.997	106.508
9	T	19.4342	36.5039	25.6047	81.5428
	S	114.021	105.867	105.449	107.678
10	T	20.6631	36.7073	25.5448	82.9152
	S	107.240	105.280	105.697	105.896
11	T	19.6455	36.6527	25.6027	81.9009
	S	112.795	105.437	105.458	107.208
12	T	19.6208	36.9250	25.6516	82.1974
	S	112.937	104.659	105.257	106.821
13	T	19.5866	44.4558	25.6379	89.6803
	S	113.134	86.930	105.313	97.908
14	T	19.5528	36.7075	25.6852	81.9455
	S	113.330	105.279	105.119	107.149
15	T	19.5920	38.9001	25.7333	84.2254
	S	113.103	99.345	104.922	104.249
16	T	19.5284	36.6353	25.6753	81.8390
	S	113.471	105.487	105.159	107.289
17	T	19.5118	36.5833	25.6837	81.7788
	S	113.568	105.637	105.125	107.368

**Event:** Chris Griffis Memorial OT - Pro Mazda  
**Track:** Indianapolis Motor Speedway RC  
**Report:** Section Data Report  
**Session:** Test Session 7

2.439 mile(s)



**Pro Mazda**  
**October 22, 2017**

**Section Data for Car 79 - Malukas, David (R)**

Lap	T/SF to I3A	I3A to I6	I6 to SF	Lap	
1	T	19.7327	36.7912	25.9944	82.5183
	S	112.296	105.040	103.869	106.405
2	T	19.4901	36.4265	25.5027	81.4193
	S	113.694	106.092	105.871	107.842
3	T	19.4254	36.3984	25.4853	81.3091
	S	114.073	106.173	105.943	107.988
4	T	19.4109	36.5256	25.5649	81.5014
	S	114.158	105.804	105.614	107.733
5	T	19.4798	36.4458	25.6041	81.5297
	S	113.754	106.035	105.452	107.696
6	T	19.4689	36.5250	25.5783	81.5722
	S	113.818	105.805	105.558	107.640
7	T		40.3559		389.1482
	S		95.762		22.563
8	T	19.5554	36.4994	25.7969	81.8517
	S	113.314	105.880	104.664	107.272
9	T	19.5335	36.3780	25.5345	81.4460
	S	113.441	106.233	105.739	107.806
10	T	19.4208	36.3623	25.5333	81.3164
	S	114.100	106.279	105.744	107.978
11	T	19.4778	36.5481	25.5671	81.5930
	S	113.766	105.739	105.604	107.612
12	T	24.6382	48.9843	26.5245	100.1470
	S	89.938	78.894	101.793	87.675
13	T	19.4952	36.4746	25.6416	81.6114
	S	113.664	105.952	105.298	107.588
14	T	19.4138	36.3880	25.5903	81.3921
	S	114.141	106.204	105.509	107.878
15	T	19.5232	36.5120	25.4986	81.5338
	S	113.501	105.843	105.888	107.690
16	T	19.4642	36.4775	25.6981	81.6398
	S	113.845	105.943	105.066	107.550

**Event:** Chris Griffis Memorial OT - Pro Mazda  
**Track:** Indianapolis Motor Speedway RC  
**Report:** Section Data Report  
**Session:** Test Session 7

2.439 mile(s)



**Pro Mazda**  
**October 22, 2017**

**Section Data for Car 8 - Askew, Oliver (R)**

Lap	T/SF to I3A	I3A to I6	I6 to SF	Lap	
1	T	19.8381	36.8544	25.7500	82.4425
	S	111.700	104.860	104.854	106.503
2	T	19.4550	36.5452	25.5116	81.5118
	S	113.899	105.747	105.834	107.719
3	T	19.5232	36.4739	25.4917	81.4888
	S	113.501	105.954	105.917	107.750
4	T	19.4997	36.2838	25.4391	81.2226
	S	113.638	106.509	106.136	108.103
5	T	19.5241	36.2852	25.5116	81.3209
	S	113.496	106.505	105.834	107.972
6	T	19.4254	36.4000	25.4945	81.3199
	S	114.073	106.169	105.905	107.974
7	T	19.4401	36.4931	25.5471	81.4803
	S	113.987	105.898	105.687	107.761
8	T	19.4125	36.2392	25.5107	81.1624
	S	114.149	106.640	105.838	108.183
9	T	19.4274	36.4670	25.4051	81.2995
	S	114.061	105.974	106.278	108.001
10	T	19.3325	36.2136	25.4422	80.9883
	S	114.621	106.715	106.123	108.416
11	T	19.4147	36.1863	25.4904	81.0914
	S	114.136	106.796	105.922	108.278
12	T	19.4516	36.1645	25.5197	81.1358
	S	113.919	106.860	105.801	108.219
13	T	19.4040	36.2535	25.5142	81.1717
	S	114.199	106.598	105.823	108.171
14	T	19.3991	36.3110	25.3757	81.0858
	S	114.227	106.429	106.401	108.285
15	T	19.4144	36.3251	25.4644	81.2039
	S	114.137	106.388	106.030	108.128
16	T	19.4500	36.3154	25.4325	81.1979
	S	113.928	106.416	106.163	108.136
17	T	20.2757	37.2508	25.4162	82.9427
	S	109.289	103.744	106.231	105.861
18	T		38.0096		339.7438
	S		101.673		25.844
19	T	19.5117	36.6105	26.2639	82.3861
	S	113.568	105.558	102.803	106.576

**Event:** Chris Griffis Memorial OT - Pro Mazda

**Track:** Indianapolis Motor Speedway RC

2.439 mile(s)



**Report:** Section Data Report

Pro Mazda

**Session:** Test Session 7

October 22, 2017

**Section Data for Car 8 - Askew, Oliver (R)**

Lap	T/SF to I3A	I3A to I6	I6 to SF	Lap
20	T		28.0999	
	S		96.086	



**Event:** Chris Griffis Memorial OT - Pro Mazda

**Track:** Indianapolis Motor Speedway RC

2.439 mile(s)



**Report:** Section Data Report

Pro Mazda

**Session:** Test Session 7

October 22, 2017

**Section Data for Car 80 - Wright, Kris**

Lap	T/S	I3A to I6	Lap
1	T	45.8947	1705.5579
	S	84.205	5.148

**Event:** Chris Griffis Memorial OT - Pro Mazda  
**Track:** Indianapolis Motor Speedway RC  
**Report:** Section Data Report  
**Session:** Test Session 7

2.439 mile(s)



**Pro Mazda**  
**October 22, 2017**

**Section Data for Car 81 - Frederick, Kaylen (R)**

Lap	T/S	T/SF to I3A	I3A to I6	I6 to SF	Lap
1	T	19.7561	36.6020	25.9776	82.3357
	S	112.163	105.583	103.936	106.641
2	T	19.6047	36.2122	25.6885	81.5054
	S	113.029	106.719	105.105	107.728
3	T	19.5546	36.3072	25.5948	81.4566
	S	113.319	106.440	105.490	107.792
4	T	19.5560	36.4596	25.5673	81.5829
	S	113.311	105.995	105.604	107.625
5	T	19.6954	36.3560	25.5849	81.6363
	S	112.509	106.297	105.531	107.555
6	T	19.5287	36.3053	25.5049	81.3389
	S	113.469	106.446	105.862	107.948
7	T	19.5212	36.3091	25.4489	81.2792
	S	113.513	106.435	106.095	108.028
8	T	19.4934	36.2697	25.5332	81.2963
	S	113.675	106.550	105.745	108.005
9	T	19.4693	36.2272	25.5355	81.2320
	S	113.816	106.675	105.735	108.090
10	T	19.6351	36.3183	25.5337	81.4871
	S	112.854	106.408	105.743	107.752
11	T	19.6262	36.5773	25.5712	81.7747
	S	112.906	105.654	105.588	107.373
12	T	19.5127	36.3180	25.6826	81.5133
	S	113.562	106.409	105.130	107.717
13	T	19.6381	36.2580	25.5497	81.4458
	S	112.837	106.585	105.676	107.807
14	T	19.5204	36.4070	25.5842	81.5116
	S	113.518	106.148	105.534	107.720
15	T	19.7100	36.7108	25.4667	81.8875
	S	112.426	105.270	106.021	107.225
16	T	19.6270	36.3154	26.0734	82.0158
	S	112.901	106.416	103.554	107.057
17	T	19.6276	36.3116	25.6190	81.5582
	S	112.898	106.427	105.391	107.658
18	T	19.6038	36.3543	25.6508	81.6089
	S	113.035	106.302	105.260	107.591
19	T	19.6705	36.2616	25.6000	81.5321
	S	112.651	106.574	105.469	107.693

**Event:** Chris Griffis Memorial OT - Pro Mazda  
**Track:** Indianapolis Motor Speedway RC  
**Report:** Section Data Report  
**Session:** Test Session 7

2.439 mile(s)



**Pro Mazda**  
**October 22, 2017**

**Section Data for Car 81 - Frederick, Kaylen (R)**

Lap	T/SF to I3A	I3A to I6	I6 to SF	Lap	
20	T	19.5963	36.2070	25.6680	81.4713
	S	113.078	106.735	105.189	107.773
21	T	19.5653	36.4707	25.5606	81.5966
	S	113.257	105.963	105.631	107.607
22	T	19.7119	36.5243	25.6911	81.9273
	S	112.415	105.808	105.095	107.173
23	T	19.6465	36.5711	25.6605	81.8781
	S	112.789	105.672	105.220	107.237
24	T		36.5939		321.7643
	S		105.606		27.288
25	T	19.6993	36.3873	25.5845	81.6711
	S	112.487	106.206	105.533	107.509

**Event:** Chris Griffis Memorial OT - Pro Mazda  
**Track:** Indianapolis Motor Speedway RC  
**Report:** Section Data Report  
**Session:** Test Session 7

2.439 mile(s)



**Pro Mazda**  
**October 22, 2017**

**Section Data for Car 90 - Thompson, Parker (R)**

Lap	T/S	SF to I3A	I3A to I6	I6 to SF	Lap
1	T	19.7865	36.8730	26.0456	82.7051
	S	111.991	104.807	103.664	106.165
2	T	19.5674	36.6135	25.7606	81.9415
	S	113.245	105.550	104.811	107.154
3	T	19.5258	36.4904	25.8916	81.9078
	S	113.486	105.906	104.281	107.199
4	T	19.5142	36.4754	25.6460	81.6356
	S	113.554	105.949	105.280	107.556
5	T	19.4985	36.2730	25.6309	81.4024
	S	113.645	106.541	105.342	107.864
6	T	19.4742	36.2937	25.6067	81.3746
	S	113.787	106.480	105.441	107.901
7	T	19.5211	36.3519	25.5325	81.4055
	S	113.514	106.309	105.748	107.860
8	T	19.9499	37.4438	25.6176	83.0113
	S	111.074	103.209	105.396	105.774
9	T		38.8134		248.9440
	S		99.567		35.271
10	T	19.5657	36.1577	25.6334	81.3568
	S	113.255	106.880	105.331	107.925
11	T	19.8081	38.3070	25.5628	83.6779
	S	111.869	100.884	105.622	104.931
12	T		37.2008		239.2927
	S		103.883		36.693
13	T	19.8367	36.7921	25.5535	82.1823
	S	111.708	105.037	105.661	106.841
14	T	19.6719	36.2382	25.5974	81.5075
	S	112.643	106.643	105.479	107.725
15	T	19.8502	37.1204	25.7118	82.6824
	S	111.632	104.108	105.010	106.194
16	T		37.9930		359.9708
	S		101.717		24.392
17	T		39.7348		287.2499
	S		97.258		30.567
18	T	19.5215	36.3640	25.6180	81.5035
	S	113.511	106.274	105.395	107.730
19	T	19.4285	36.1228	25.5318	81.0831
	S	114.055	106.984	105.750	108.289

**Event:** Chris Griffis Memorial OT - Pro Mazda  
**Track:** Indianapolis Motor Speedway RC  
**Report:** Section Data Report  
**Session:** Test Session 7

2.439 mile(s)



**Pro Mazda**  
**October 22, 2017**

**Section Data for Car 91 - Lastochkin, Nikita**

Lap	T/SF to I3A	I3A to I6	I6 to SF	Lap	
1	T	19.8214	37.3336	26.4763	83.6313
	S	111.794	103.514	101.978	104.989
2	T	19.6892	36.8317	25.9634	82.4843
	S	112.544	104.924	103.993	106.449
3	T	19.8595	36.6155	25.9248	82.3998
	S	111.579	105.544	104.147	106.559
4	T	19.6761	37.0033	25.9158	82.5952
	S	112.619	104.438	104.184	106.306
5	T	19.7667	36.7145	25.9844	82.4656
	S	112.103	105.259	103.908	106.473
6	T	19.8296	36.9600	26.0468	82.8364
	S	111.748	104.560	103.660	105.997
7	T	19.7399	36.8372	25.7232	82.3003
	S	112.255	104.909	104.964	106.687
8	T	19.7226	36.7650	26.0663	82.5539
	S	112.354	105.115	103.582	106.360
9	T	19.7114	36.5560	25.7978	82.0652
	S	112.418	105.716	104.660	106.993
10	T	19.6750	36.7220	25.9451	82.3421
	S	112.626	105.238	104.066	106.633
11	T	19.6852	36.5669	25.8323	82.0844
	S	112.567	105.684	104.520	106.968
12	T	19.6774	36.8366	25.9151	82.4291
	S	112.612	104.910	104.186	106.521
13	T	19.7059	36.6318	25.8764	82.2141
	S	112.449	105.497	104.342	106.799
14	T	19.6566	36.6237	25.8252	82.1055
	S	112.731	105.520	104.549	106.940
15	T	19.6930	36.6847	25.8806	82.2583
	S	112.523	105.345	104.325	106.742
16	T	26.5747	37.4554	25.7724	89.8025
	S	83.384	103.177	104.763	97.775
17	T	19.7468	36.6295	26.1127	82.4890
	S	112.216	105.504	103.398	106.443
18	T	19.8306	36.6511	25.8672	82.3489
	S	111.742	105.441	104.379	106.624
19	T	19.6059	36.8002	25.9022	82.3083
	S	113.023	105.014	104.238	106.677

**Event:** Chris Griffis Memorial OT - Pro Mazda

**Track:** Indianapolis Motor Speedway RC

2.439 mile(s)



**Report:** Section Data Report

Pro Mazda

**Session:** Test Session 7

October 22, 2017

**Section Data for Car 91 - Lastochkin, Nikita**

Lap	T/SF to I3A	I3A to I6	I6 to SF	Lap	
20	T	19.7104	36.9245	25.8801	82.5150
	S	112.423	104.661	104.327	106.410
21	T	19.7228	36.7551	25.7503	82.2282
	S	112.353	105.143	104.853	106.781
22	T	19.7260	36.5786	25.7088	82.0134
	S	112.334	105.650	105.022	107.061
23	T	19.7021	36.6984	25.8345	82.2350
	S	112.471	105.306	104.511	106.772

**Event:** Chris Griffis Memorial OT - Pro Mazda  
**Track:** Indianapolis Motor Speedway RC  
**Report:** Section Data Report  
**Session:** Test Session 7

2.439 mile(s)








**Pro Mazda**  
**October 22, 2017**

Section Data for Car

Report Support Information

Section Legend	
Name	Length
SF to I3A	0.615530 miles
I3A to I6	1.073485 miles
I6 to SF	0.750000 miles
Lap	2.439000 miles

Color Legend	
	Fastest Lap
	Section Under Caution
	Section Under Green
	Section Time Data
	Section Speed Data

