

Event: Chris Griffis Memorial OT - Pro Mazda
Track: Indianapolis Motor Speedway RC
Report: Section Data Report
Session: Test Session 6

2.439 mile(s)



Pro Mazda
October 22, 2017

Section Data for Car 18 - Ming, Calvin (R)

Lap	T/S	T/SF to I3A	I3A to I6	I6 to SF	Lap
1	T	19.7128	36.6691	25.7057	82.0876
	S	112.410	105.390	105.035	106.964
2	T	19.5998	36.4849	25.5367	81.6214
	S	113.058	105.922	105.730	107.575
3	T	19.4877	36.4052	25.5868	81.4797
	S	113.708	106.154	105.523	107.762
4	T	19.5225	36.5765	25.5757	81.6747
	S	113.505	105.657	105.569	107.505
5	T	19.5760	36.3315	25.6498	81.5573
	S	113.195	106.369	105.264	107.659
6	T	20.6684	36.5897	25.7061	82.9642
	S	107.212	105.618	105.033	105.834
7	T		37.1010		297.2251
	S		104.163		29.541
8	T	19.6674	36.4781	25.4937	81.6392
	S	112.669	105.942	105.909	107.551
9	T	21.4135	38.8986	25.5939	85.9060
	S	103.482	99.349	105.494	102.209
10	T	19.6314	36.7920	25.7133	82.1367
	S	112.876	105.038	105.004	106.900
11	T	19.6770	36.8571	25.7120	82.2461
	S	112.614	104.852	105.009	106.758
12	T		41.0694		376.3035
	S		94.098		23.333
13	T	21.2210	37.9350	27.9042	87.0602
	S	104.421	101.873	96.760	100.854
14	T	19.6530	36.5581	25.5865	81.7976
	S	112.752	105.710	105.524	107.343
15	T	19.4590	36.4182	25.4555	81.3327
	S	113.876	106.116	106.067	107.957
16	T	19.3569	36.3397	25.3559	81.0525
	S	114.476	106.345	106.484	108.330
17	T	19.4360	36.4197	25.4034	81.2591
	S	114.011	106.111	106.285	108.054
18	T	19.4363	36.3532	25.5027	81.2922
	S	114.009	106.306	105.871	108.010
19	T	20.0186	37.0246	25.5682	82.6114
	S	110.693	104.378	105.600	106.286

Event: Chris Griffis Memorial OT - Pro Mazda
Track: Indianapolis Motor Speedway RC
Report: Section Data Report
Session: Test Session 6

2.439 mile(s)



Pro Mazda
October 22, 2017

Section Data for Car 2 - Robb, Sting Ray

Lap	T/SF to I3A	I3A to I6	I6 to SF	Lap	
1	T	20.4588	37.4301	26.6138	84.5027
	S	108.311	103.247	101.451	103.907
2	T	20.0076	36.8909	25.8892	82.7877
	S	110.753	104.756	104.291	106.059
3	T	20.5634	37.2522	26.1958	84.0114
	S	107.760	103.740	103.070	104.514
4	T	20.0842	37.8580	26.1768	84.1190
	S	110.331	102.080	103.145	104.381
5	T	20.0192	37.1878	26.2754	83.4824
	S	110.689	103.920	102.758	105.177
6	T		37.9053		420.0658
	S		101.953		20.902
7	T	19.8533	37.2263	26.2030	83.2826
	S	111.614	103.812	103.042	105.429
8	T	19.8957	37.2869	26.0505	83.2331
	S	111.376	103.644	103.645	105.492
9	T	19.8871	37.0837	26.3206	83.2914
	S	111.424	104.211	102.581	105.418
10	T	20.1264	37.3606	26.0919	83.5789
	S	110.100	103.439	103.480	105.055
11	T		37.7584		518.8939
	S		102.349		16.921
12	T	19.8974	37.5208	26.0773	83.4955
	S	111.367	102.997	103.538	105.160
13	T	19.7546	37.2106	26.2269	83.1921
	S	112.172	103.856	102.948	105.544
14	T	19.8212	37.0708	26.2154	83.1074
	S	111.795	104.248	102.993	105.651
15	T	19.9928	37.2836	26.1460	83.4224
	S	110.835	103.653	103.266	105.252
16	T		37.4176		267.6489
	S		103.281		32.806

Event: Chris Griffis Memorial OT - Pro Mazda
Track: Indianapolis Motor Speedway RC
Report: Section Data Report
Session: Test Session 6

2.439 mile(s)



Pro Mazda
October 22, 2017

Section Data for Car 3 - Megennis, Robert (R)

Lap	T/SF to I3A	I3A to I6	I6 to SF	Lap	
1	T	19.9572	36.6863	25.7337	82.3772
	S	111.033	105.340	104.921	106.588
2	T	19.4761	36.1707	25.5738	81.2206
	S	113.776	106.842	105.577	108.106
3	T	19.5668	36.0722	25.5304	81.1694
	S	113.248	107.134	105.756	108.174
4	T	19.7445	36.1237	25.3968	81.2650
	S	112.229	106.981	106.313	108.047
5	T	19.5312	36.4060	25.5027	81.4399
	S	113.455	106.151	105.871	107.814
6	T		37.1147		229.9418
	S		104.124		38.185
7	T	19.6849	35.7904	25.8040	81.2793
	S	112.569	107.977	104.635	108.028
8	T	19.7131	35.8951	25.3194	80.9276
	S	112.408	107.662	106.638	108.497
9	T	19.5595	35.8900	25.5966	81.0461
	S	113.291	107.677	105.483	108.338
10	T	19.3850	36.0947	25.4346	80.9143
	S	114.311	107.067	106.155	108.515
11	T	19.6048	36.2216	25.5946	81.4210
	S	113.029	106.692	105.491	107.840
12	T	19.6367	36.3003	25.6352	81.5722
	S	112.845	106.460	105.324	107.640
13	T		37.5976		390.8341
	S		102.787		22.466
14	T	19.8167	36.7183	25.7555	82.2905
	S	111.820	105.248	104.832	106.700
15	T	19.4920	36.6451	25.6692	81.8063
	S	113.683	105.459	105.184	107.332
16	T		36.4216		193.0090
	S		106.106		45.492
17	T	19.8628	36.1483	25.5094	81.5205
	S	111.561	106.908	105.843	107.708
18	T	19.5582	36.0092	25.4618	81.0292
	S	113.298	107.321	106.041	108.361
19	T	19.4875	36.3479	26.2254	82.0608
	S	113.709	106.321	102.954	106.999

Event: Chris Griffis Memorial OT - Pro Mazda

Track: Indianapolis Motor Speedway RC

2.439 mile(s)



Report: Section Data Report

Pro Mazda

Session: Test Session 6

October 22, 2017

Section Data for Car 3 - Megennis, Robert (R)

Lap	T/SF to I3A	I3A to I6	I6 to SF	Lap	
20	T	19.5722	36.2148	25.6604	81.4474
	S	113.217	106.712	105.220	107.805
21	T	19.7219	36.2497	25.5286	81.5002
	S	112.358	106.609	105.764	107.735

Event: Chris Griffis Memorial OT - Pro Mazda
Track: Indianapolis Motor Speedway RC
Report: Section Data Report
Session: Test Session 6

2.439 mile(s)



Pro Mazda
October 22, 2017

Section Data for Car 78 - Hoogenboom, Leonard (R)

Lap	T/S	SF to I3A	I3A to I6	I6 to SF	Lap
1	T	22.2470	37.4869	27.8788	87.6127
	S	99.605	103.091	96.848	100.218
2	T	20.5586	37.0044	25.8421	83.4051
	S	107.785	104.435	104.481	105.274
3	T	20.0745	36.8425	25.7457	82.6627
	S	110.384	104.894	104.872	106.220
4	T	19.6355	36.7175	25.8311	82.1841
	S	112.852	105.251	104.525	106.838
5	T	19.5452	36.8670	25.6980	82.1102
	S	113.374	104.824	105.067	106.934
6	T	19.5341	36.5410	25.7401	81.8152
	S	113.438	105.759	104.895	107.320
7	T	20.2854	37.2028	25.6382	83.1264
	S	109.237	103.878	105.312	105.627
8	T	19.5292	36.8772	25.7686	82.1750
	S	113.466	104.795	104.779	106.850
9	T		37.6779		298.7204
	S		102.568		29.393
10	T	19.7573	36.7839	25.9410	82.4822
	S	112.156	105.061	104.082	106.452
11	T	19.6363	37.0360	25.9265	82.5988
	S	112.848	104.346	104.141	106.302
12	T	19.6774	37.1002	25.7465	82.5241
	S	112.612	104.165	104.869	106.398
13	T	19.6669	36.9777	26.0998	82.7444
	S	112.672	104.510	103.449	106.115
14	T	19.6221	36.8502	25.8225	82.2948
	S	112.929	104.872	104.560	106.694
15	T	19.6717	36.7512	25.7106	82.1335
	S	112.645	105.154	105.015	106.904
16	T	19.6127	38.0783	25.6417	83.3327
	S	112.983	101.489	105.297	105.366
17	T	19.5670	36.7145	25.6943	81.9758
	S	113.247	105.259	105.082	107.110
18	T	19.6753	36.6787	25.6477	82.0017
	S	112.624	105.362	105.273	107.076
19	T	20.2827	36.8376	25.8188	82.9391
	S	109.251	104.908	104.575	105.866

Event: Chris Griffis Memorial OT - Pro Mazda

Track: Indianapolis Motor Speedway RC

2.439 mile(s)



Report: Section Data Report

Pro Mazda

Session: Test Session 6

October 22, 2017

Section Data for Car 78 - Hoogenboom, Leonard (R)

Lap	T/SF to I3A	I3A to I6	I6 to SF	Lap	
20	T	19.6969	36.7040	25.9830	82.3839
	S	112.500	105.289	103.914	106.579
21	T	19.6004	36.6942	25.8744	82.1690
	S	113.054	105.318	104.350	106.858

Event: Chris Griffis Memorial OT - Pro Mazda
Track: Indianapolis Motor Speedway RC
Report: Section Data Report
Session: Test Session 6

2.439 mile(s)



Pro Mazda
October 22, 2017

Section Data for Car 79 - Malukas, David (R)

Lap	T/SF to I3A	I3A to I6	I6 to SF	Lap	
1	T	19.7265	36.4640	27.0373	83.2278
	S	112.332	105.982	99.862	105.498
2	T	19.6069	36.1718	25.3556	81.1343
	S	113.017	106.839	106.485	108.221
3	T	19.5624	36.4480	25.5068	81.5172
	S	113.274	106.029	105.854	107.712
4	T	19.3872	36.5785	25.4979	81.4636
	S	114.298	105.651	105.891	107.783
5	T		37.1073		184.3769
	S		104.145		47.622
6	T	19.6865	36.8134	25.5442	82.0441
	S	112.560	104.977	105.699	107.020
7	T	19.7343	36.6510	25.5957	81.9810
	S	112.287	105.442	105.486	107.103
8	T	19.7533	36.8301	25.6624	82.2458
	S	112.179	104.929	105.212	106.758
9	T		36.9456		220.2050
	S		104.601		39.874
10	T	19.6785	36.7098	25.6590	82.0473
	S	112.606	105.273	105.226	107.016
11	T	19.5882	36.7370	25.7317	82.0569
	S	113.125	105.195	104.929	107.004
12	T	19.5485	36.6990	25.6287	81.8762
	S	113.354	105.304	105.351	107.240
13	T	19.4964	36.5392	25.6874	81.7230
	S	113.657	105.764	105.110	107.441
14	T		36.5133		210.3118
	S		105.839		41.749
15	T	19.7622	36.6317	25.6049	81.9988
	S	112.129	105.497	105.449	107.080
16	T	19.4541	36.4053	25.5511	81.4105
	S	113.904	106.153	105.671	107.853
17	T	19.5128	36.3537	25.6379	81.5044
	S	113.562	106.304	105.313	107.729

Event: Chris Griffis Memorial OT - Pro Mazda
Track: Indianapolis Motor Speedway RC
Report: Section Data Report
Session: Test Session 6

2.439 mile(s)



Pro Mazda
October 22, 2017

Section Data for Car 8 - Askew, Oliver (R)

Lap	T/SF to I3A	I3A to I6	I6 to SF	Lap	
1	T	19.6702	36.5138	25.6940	81.8780
	S	112.653	105.838	105.083	107.238
2	T	19.4116	36.1217	25.2860	80.8193
	S	114.154	106.987	106.778	108.642
3	T	19.3831	36.0309	25.2312	80.6452
	S	114.322	107.256	107.010	108.877
4	T	19.2979	36.0522	25.3149	80.6650
	S	114.826	107.193	106.657	108.850
5	T	19.2470	35.9814	25.1651	80.3935
	S	115.130	107.404	107.291	109.218
6	T	19.1971	36.7812	25.1694	81.1477
	S	115.429	105.068	107.273	108.203
7	T		36.6823		286.9909
	S		105.352		30.595
8	T	19.3234	36.0377	25.3113	80.6724
	S	114.675	107.236	106.672	108.840
9	T	19.3031	36.1850	25.2220	80.7101
	S	114.796	106.800	107.049	108.789
10	T		41.9687		263.6826
	S		92.082		33.299
11	T	19.4045	36.0796	25.4653	80.9494
	S	114.196	107.112	106.027	108.468
12	T		39.8542		319.4810
	S		96.967		27.483
13	T	19.5987	37.9030	25.9593	83.4610
	S	113.064	101.959	104.009	105.204
14	T	19.2601	35.8074	25.0995	80.1670
	S	115.052	107.926	107.572	109.526
15	T	19.0991	35.8594	25.0686	80.0271
	S	116.022	107.769	107.704	109.718
16	T	21.4026	36.0858	29.1589	86.6473
	S	103.535	107.093	92.596	101.335
17	T	19.1750	35.9542	25.1509	80.2801
	S	115.562	107.485	107.352	109.372
18	T	20.9741	36.2604	27.8136	85.0481
	S	105.650	106.578	97.075	103.240
19	T	19.2795	36.1251	25.2244	80.6290
	S	114.936	106.977	107.039	108.899

Event: Chris Griffis Memorial OT - Pro Mazda

Track: Indianapolis Motor Speedway RC

2.439 mile(s)



Report: Section Data Report

Pro Mazda

Session: Test Session 6

October 22, 2017

Section Data for Car 80 - Wright, Kris

Lap	T/SF to I3A	I3A to I6	I6 to SF	Lap	
1	T	20.2930	37.2414	26.4627	83.9971
	S	109.196	103.770	102.030	104.532
2	T	19.8028	36.9020	25.5724	82.2772
	S	111.899	104.725	105.583	106.717
3	T	19.5762	39.5322	25.4563	84.5647
	S	113.194	97.757	106.064	103.831
4	T		47.1682		749.8351
	S		81.931		11.710
5	T		42.4008		705.1345
	S		91.143		12.452
6	T		40.8076		249.9021
	S		94.702		35.135

Event: Chris Griffis Memorial OT - Pro Mazda
Track: Indianapolis Motor Speedway RC
Report: Section Data Report
Session: Test Session 6

2.439 mile(s)



Pro Mazda
October 22, 2017

Section Data for Car 81 - Frederick, Kaylen (R)

Lap	T/SF to I3A	I3A to I6	I6 to SF	Lap	
1	T	19.7170	36.4563	25.8663	82.0396
	S	112.386	106.005	104.383	107.026
2	T	19.5918	35.9713	25.4984	81.0615
	S	113.104	107.434	105.889	108.318
3	T	19.4159	36.0146	25.2841	80.7146
	S	114.129	107.305	106.786	108.783
4	T	19.5198	35.9700	25.3241	80.8139
	S	113.521	107.438	106.618	108.650
5	T	19.4060	35.8769	25.4098	80.6927
	S	114.187	107.717	106.258	108.813
6	T	19.6065	35.7963	25.4016	80.8044
	S	113.019	107.959	106.293	108.662
7	T		42.4352		379.6831
	S		91.069		23.126
8	T	25.0889	36.6490	38.1826	99.9205
	S	88.322	105.448	70.713	87.874
9	T	19.5080	35.8411	25.4317	80.7808
	S	113.590	107.824	106.167	108.694
10	T	19.4089	35.8669	25.3243	80.6001
	S	114.170	107.747	106.617	108.938
11	T	19.5644	35.8433	25.4732	80.8809
	S	113.262	107.818	105.994	108.560
12	T	19.4907	36.0900	25.3103	80.8910
	S	113.691	107.081	106.676	108.546
13	T	19.4576	35.9527	25.3303	80.7406
	S	113.884	107.490	106.592	108.748
14	T	19.5725	36.2189	25.4435	81.2349
	S	113.215	106.700	106.117	108.087

Event: Chris Griffis Memorial OT - Pro Mazda

Track: Indianapolis Motor Speedway RC

2.439 mile(s)



Report: Section Data Report

Pro Mazda

Session: Test Session 6

October 22, 2017

Section Data for Car 82 - Telitz, Aaron

Lap	T/SF to I3A	I3A to I6	I6 to SF	Lap
1	T	38.0383		404.3402
	S	101.596		21.715
2	T	19.8382	25.7801	82.7735
	S	111.699	104.732	106.077
3	T	19.6303	25.8110	82.1035
	S	112.882	104.607	106.943
4	T	19.5938	25.6690	81.8505
	S	113.092	105.185	107.274

Event: Chris Griffis Memorial OT - Pro Mazda
Track: Indianapolis Motor Speedway RC
Report: Section Data Report
Session: Test Session 6

2.439 mile(s)



Pro Mazda
October 22, 2017

Section Data for Car 90 - Thompson, Parker (R)

Lap	T/SF to I3A	I3A to I6	I6 to SF	Lap	
1	T	19.6089	36.3121	25.8290	81.7500
	S	113.005	106.426	104.534	107.406
2	T	19.4016	36.2301	25.4799	81.1116
	S	114.213	106.667	105.966	108.251
3	T	19.4051	36.0394	25.5619	81.0064
	S	114.192	107.231	105.626	108.391
4	T	19.3852	36.2101	25.5437	81.1390
	S	114.309	106.726	105.701	108.214
5	T	19.3824	36.3293	25.5137	81.2254
	S	114.326	106.375	105.825	108.099
6	T	19.5382	36.1964	25.5338	81.2684
	S	113.414	106.766	105.742	108.042
7	T	19.6219	36.8434	25.6453	82.1106
	S	112.930	104.891	105.282	106.934
8	T		37.1127		378.3162
	S		104.130		23.209
9	T	19.5009	36.3012	25.8480	81.6501
	S	113.631	106.458	104.457	107.537
10	T	19.5565	36.2717	25.4836	81.3118
	S	113.308	106.544	105.950	107.984
11	T	19.5400	36.2244	25.6658	81.4302
	S	113.404	106.683	105.198	107.827
12	T	19.6144	36.3121	25.5968	81.5233
	S	112.974	106.426	105.482	107.704
13	T		37.5059		495.5142
	S		103.038		17.720
14	T	19.5398	36.1530	25.6379	81.3307
	S	113.405	106.894	105.313	107.959
15	T	19.5361	36.1854	25.5115	81.2330
	S	113.426	106.798	105.835	108.089
16	T	19.3465	36.2146	25.4279	80.9890
	S	114.538	106.712	106.183	108.415
17	T	19.8203	36.6490	25.6610	82.1303
	S	111.800	105.448	105.218	106.908
18	T	19.8250	37.1901	25.4778	82.4929
	S	111.773	103.913	105.975	106.438

Event: Chris Griffis Memorial OT - Pro Mazda
Track: Indianapolis Motor Speedway RC
Report: Section Data Report
Session: Test Session 6

2.439 mile(s)



Pro Mazda
October 22, 2017

Section Data for Car 91 - Lastochkin, Nikita

Lap	T/S	T/SF to I3A	I3A to I6	I6 to SF	Lap
1	T	19.9075	37.0255	25.9869	82.9199
	S	111.310	104.375	103.899	105.890
2	T	19.9247	36.6054	27.4938	84.0239
	S	111.214	105.573	98.204	104.499
3	T	19.6252	36.5598	25.7088	81.8938
	S	112.911	105.705	105.022	107.217
4	T	30.0640	37.1045	25.6109	92.7794
	S	73.706	104.153	105.424	94.637
5	T	19.5285	36.7052	25.5998	81.8335
	S	113.471	105.286	105.470	107.296
6	T		39.0461		296.7035
	S		98.974		29.593
7	T	19.9979	36.4270	26.0765	82.5014
	S	110.807	106.090	103.542	106.427
8	T	19.4027	36.0649	25.6836	81.1512
	S	114.206	107.155	105.125	108.198
9	T	19.3591	36.1913	25.3768	80.9272
	S	114.463	106.781	106.396	108.498
10	T	19.8723	37.3479	25.4909	82.7111
	S	111.507	103.474	105.920	106.157
11	T	19.4118	36.3078	25.6083	81.3279
	S	114.153	106.438	105.435	107.963
12	T	19.7592	37.2653	25.4716	82.4961
	S	112.146	103.704	106.000	106.434
13	T		38.4726		377.6732
	S		100.449		23.249
14	T	19.8293	36.4590	25.7510	82.0393
	S	111.749	105.997	104.850	107.027
15	T	19.4760	36.2233	25.3401	81.0394
	S	113.776	106.687	106.550	108.347
16	T	19.4938	36.1126	25.2977	80.9041
	S	113.673	107.014	106.729	108.528
17	T	19.4586	36.2562	25.4124	81.1272
	S	113.878	106.590	106.247	108.230
18	T	19.4137	36.3243	25.4122	81.1502
	S	114.142	106.390	106.248	108.199
19	T	19.8647	36.5087	25.6701	82.0435
	S	111.550	105.853	105.181	107.021

Event: Chris Griffis Memorial OT - Pro Mazda

Track: Indianapolis Motor Speedway RC

2.439 mile(s)



Report: Section Data Report

Pro Mazda






Session: Test Session 6

October 22, 2017

Section Data for Car

Report Support Information

Section Legend	
Name	Length
SF to I3A	0.615530 miles
I3A to I6	1.073485 miles
I6 to SF	0.750000 miles
Lap	2.439000 miles

Color Legend	
	Fastest Lap
	Section Under Caution
	Section Under Green
	Section Time Data
	Section Speed Data

