

Event: Chris Griffis Memorial OT - Pro Mazda
Track: Indianapolis Motor Speedway RC
Report: Section Data Report
Session: Test Session 5

2.439 mile(s)



Pro Mazda
October 22, 2017

Section Data for Car 18 - Ming, Calvin (R)

Lap	T/SF to I3A	I3A to I6	I6 to SF	Lap	
1	T	20.3483	37.5239	35.0459	92.9181
	S	108.899	102.989	77.042	94.496
2	T	19.6772	36.4999	25.7867	81.9638
	S	112.613	105.878	104.705	107.125
3	T	19.5667	36.0091	25.4401	81.0159
	S	113.249	107.321	106.132	108.379
4	T	19.9435	36.4354	25.3848	81.7637
	S	111.109	106.066	106.363	107.388
5	T		39.0323		171.9960
	S		99.009		51.050
6	T	19.4590	35.8914	25.3849	80.7353
	S	113.876	107.673	106.362	108.755
7	T	19.2947	35.8810	25.3787	80.5544
	S	114.845	107.705	106.388	109.000
8	T	19.2863	36.4028	25.2790	80.9681
	S	114.896	106.161	106.808	108.443
9	T		36.8295		165.0382
	S		104.931		53.202
10	T	19.4107	35.9311	25.2102	80.5520
	S	114.159	107.554	107.100	109.003
11	T	19.3540	35.8997	25.3039	80.5576
	S	114.494	107.648	106.703	108.995
12	T	19.2628	36.0757	25.3497	80.6882
	S	115.036	107.123	106.510	108.819
13	T	19.5298	38.5787	25.2380	83.3465
	S	113.463	100.173	106.982	105.348
14	T		40.0584		451.2957
	S		96.473		19.456
15	T	20.5175	37.0844	26.4428	84.0447
	S	108.001	104.209	102.107	104.473
16	T	19.6474	35.9234	25.3737	80.9445
	S	112.784	107.577	106.409	108.474
17	T	19.2230	35.8292	25.2350	80.2872
	S	115.274	107.860	106.994	109.362
18	T	19.2725	35.8702	25.0714	80.2141
	S	114.978	107.737	107.692	109.462
19	T	19.3450	35.9134	25.2148	80.4732
	S	114.547	107.607	107.080	109.110

Event: Chris Griffis Memorial OT - Pro Mazda

Track: Indianapolis Motor Speedway RC

2.439 mile(s)



Report: Section Data Report

Pro Mazda

Session: Test Session 5

October 22, 2017

Section Data for Car 18 - Ming, Calvin (R)

Lap	T/SF to I3A	I3A to I6	I6 to SF	Lap	
20	T	19.8347	36.2981	31.5417	87.6745
	S	111.719	106.467	85.601	100.148
21	T	23.3945	55.0193	25.3280	103.7418
	S	94.719	70.240	106.601	84.637

Event: Chris Griffis Memorial OT - Pro Mazda
Track: Indianapolis Motor Speedway RC
Report: Section Data Report
Session: Test Session 5

2.439 mile(s)



Pro Mazda
October 22, 2017

Section Data for Car 2 - Robb, Sting Ray

Lap	T/S	SF to I3A	I3A to I6	I6 to SF	Lap
1	T	21.5866	37.5372	27.7484	86.8722
	S	102.652	102.952	97.303	101.073
2	T	19.9333	37.3291	26.2527	83.5151
	S	111.166	103.526	102.847	105.135
3	T	19.6460	36.0639	26.0350	81.7449
	S	112.792	107.158	103.707	107.412
4	T	19.5094	36.3428	25.5825	81.4347
	S	113.582	106.336	105.541	107.821
5	T	19.8584	36.4822	25.5102	81.8508
	S	111.585	105.930	105.840	107.273
6	T	19.4446	36.4391	25.5347	81.4184
	S	113.960	106.055	105.738	107.843
7	T	19.3897	36.2723	25.5723	81.2343
	S	114.283	106.543	105.583	108.087
8	T	19.6824	36.1470	25.5166	81.3460
	S	112.583	106.912	105.813	107.939
9	T		36.8861		310.7597
	S		104.770		28.255
10	T	19.5348	36.0085	25.7224	81.2657
	S	113.434	107.323	104.967	108.046
11	T	19.8214	36.0902	25.4378	81.3494
	S	111.794	107.080	106.141	107.934
12	T	19.4682	36.0652	25.3413	80.8747
	S	113.822	107.154	106.545	108.568
13	T	19.4787	36.1481	26.0727	81.6995
	S	113.761	106.909	103.557	107.472
14	T	20.3177	36.5574	25.5620	82.4371
	S	109.063	105.712	105.626	106.510
15	T		37.0325		343.0472
	S		104.356		25.595
16	T	19.4965	36.0479	25.5539	81.0983
	S	113.657	107.206	105.659	108.269
17	T	19.4511	35.9523	25.4338	80.8372
	S	113.922	107.491	106.158	108.618
18	T	19.2751	36.0468	25.3070	80.6289
	S	114.962	107.209	106.690	108.899
19	T	19.4146	36.6260	25.6344	81.6750
	S	114.136	105.514	105.327	107.504

Event: Chris Griffis Memorial OT - Pro Mazda

Track: Indianapolis Motor Speedway RC

2.439 mile(s)



Report: Section Data Report

Pro Mazda

Session: Test Session 5

October 22, 2017

Section Data for Car 2 - Robb, Sting Ray

Lap	T/SF to I3A	I3A to I6	I6 to SF	Lap	
20	T	36.6056		118.8274	
	S	105.573		73.892	
21	T	19.4693	36.1330	25.4138	81.0161
	S	113.816	106.953	106.241	108.378
22	T	19.4840	37.0611	25.5759	82.1210
	S	113.730	104.275	105.568	106.920

Event: Chris Griffis Memorial OT - Pro Mazda
Track: Indianapolis Motor Speedway RC
Report: Section Data Report
Session: Test Session 5

2.439 mile(s)



Pro Mazda
October 22, 2017

Section Data for Car 3 - Megennis, Robert (R)

Lap	T/SF to I3A	I3A to I6	I6 to SF	Lap	
1	T	19.9894	36.4755	26.0443	82.5092
	S	110.854	105.949	103.670	106.417
2	T	19.6191	36.7722	25.4909	81.8822
	S	112.947	105.094	105.920	107.232
3	T	19.5616	36.0506	25.3986	81.0108
	S	113.279	107.198	106.305	108.386
4	T	19.4765	35.9125	25.4268	80.8158
	S	113.773	107.610	106.187	108.647
5	T	19.3994	35.8712	25.3982	80.6688
	S	114.226	107.734	106.307	108.845
6	T	19.7093	35.7349	25.4108	80.8550
	S	112.430	108.145	106.254	108.594
7	T	19.4829	35.6599	25.3417	80.4845
	S	113.736	108.372	106.544	109.094
8	T	19.4127	38.6374	25.4233	83.4734
	S	114.147	100.021	106.202	105.188
9	T		36.5138		331.2698
	S		105.838		26.505
10	T	19.5061	35.8073	25.3402	80.6536
	S	113.601	107.926	106.550	108.866
11	T	19.5069	35.8297	25.3289	80.6655
	S	113.596	107.859	106.598	108.850
12	T	19.4403	35.8155	25.4230	80.6788
	S	113.985	107.901	106.203	108.832
13	T		36.3276		261.7139
	S		106.380		33.550
14	T	20.0368	36.0070	25.3797	81.4235
	S	110.592	107.328	106.384	107.836
15	T	19.4473	35.7725	25.3377	80.5575
	S	113.944	108.031	106.561	108.995
16	T	19.4275	35.8643	25.4070	80.6988
	S	114.060	107.755	106.270	108.805
17	T	19.5430	36.0038	25.4752	81.0220
	S	113.386	107.337	105.985	108.371
18	T		36.6129		346.1573
	S		105.551		25.365
19	T	20.9921	36.8108	25.4511	83.2540
	S	105.559	104.984	106.086	105.465

Event: Chris Griffis Memorial OT - Pro Mazda

Track: Indianapolis Motor Speedway RC

2.439 mile(s)



Report: Section Data Report

Pro Mazda

Session: Test Session 5

October 22, 2017

Section Data for Car 3 - Megennis, Robert (R)

Lap	T/SF to I3A	I3A to I6	I6 to SF	Lap	
20	T	19.6776	35.9677	25.3941	81.0394
	S	112.611	107.445	106.324	108.347
21	T	19.6241	35.8025	25.4744	80.9010
	S	112.918	107.941	105.989	108.533

Event: Chris Griffis Memorial OT - Pro Mazda
Track: Indianapolis Motor Speedway RC
Report: Section Data Report
Session: Test Session 5

2.439 mile(s)



Pro Mazda
October 22, 2017

Section Data for Car 78 - Hoogenboom, Leonard (R)

Lap	T/SF to I3A	I3A to I6	I6 to SF	Lap	
1	T	24.2094	41.0419	31.3782	96.6295
	S	91.531	94.161	86.047	90.867
2	T	20.8175	37.9371	27.2831	86.0377
	S	106.445	101.867	98.962	102.053
3	T	19.8603	36.8948	26.2866	83.0417
	S	111.575	104.745	102.714	105.735
4	T	21.4667	40.4775	25.9939	87.9381
	S	103.225	95.474	103.871	99.848
5	T		41.3395		417.8330
	S		93.483		21.014
6	T	20.0128	36.5983	26.3805	82.9916
	S	110.725	105.594	102.348	105.799
7	T	19.6440	36.3066	25.8946	81.8452
	S	112.803	106.442	104.269	107.281
8	T	19.8025	36.4091	25.7369	81.9485
	S	111.900	106.142	104.908	107.145
9	T	20.0989	36.3711	25.9530	82.4230
	S	110.250	106.253	104.034	106.529
10	T	19.6893	36.4533	25.7292	81.8718
	S	112.544	106.014	104.939	107.246
11	T	19.7629	37.3980	25.7346	82.8955
	S	112.125	103.336	104.917	105.921
12	T		38.4741		360.8911
	S		100.445		24.330
13	T		40.8289		544.2650
	S		94.652		16.133
14	T	20.1315	38.0559	26.9362	85.1236
	S	110.072	101.549	100.237	103.149

Event: Chris Griffis Memorial OT - Pro Mazda
Track: Indianapolis Motor Speedway RC
Report: Section Data Report
Session: Test Session 5

2.439 mile(s)



Pro Mazda
October 22, 2017

Section Data for Car 79 - Malukas, David (R)

Lap	T/SF to I3A	I3A to I6	I6 to SF	Lap	
1	T	21.6053	41.5126	26.9114	90.0293
	S	102.563	93.093	100.329	97.528
2	T	19.6070	36.1953	25.5507	81.3530
	S	113.016	106.769	105.672	107.930
3	T	19.2788	36.1319	25.2617	80.6724
	S	114.940	106.957	106.881	108.840
4	T	19.3188	35.7920	25.2280	80.3388
	S	114.702	107.972	107.024	109.292
5	T	19.3319	35.9879	25.2189	80.5387
	S	114.624	107.385	107.063	109.021
6	T	19.3336	36.1759	25.5986	81.1081
	S	114.614	106.827	105.475	108.256
7	T		45.7555		526.7180
	S		84.461		16.670
8	T	21.2096	37.3716	30.4090	88.9902
	S	104.477	103.409	88.790	98.667
9	T	19.6188	35.9213	25.6748	81.2149
	S	112.948	107.584	105.161	108.113
10	T	19.2051	35.5363	25.1980	79.9394
	S	115.381	108.749	107.151	109.838
11	T	19.2201	35.6653	25.2071	80.0925
	S	115.291	108.356	107.113	109.628
12	T	19.2450	35.6664	25.1456	80.0570
	S	115.142	108.353	107.375	109.677
13	T	19.4024	36.7039	25.2426	81.3489
	S	114.208	105.290	106.962	107.935
14	T		36.0509		238.3062
	S		107.197		36.845
15	T	19.3782	35.9167	25.2110	80.5059
	S	114.351	107.597	107.096	109.065
16	T	19.3577	35.7494	25.1852	80.2923
	S	114.472	108.101	107.206	109.355
17	T	19.3821	35.9026	25.3745	80.6592
	S	114.328	107.640	106.406	108.858

Event: Chris Griffis Memorial OT - Pro Mazda
Track: Indianapolis Motor Speedway RC
Report: Section Data Report
Session: Test Session 5

2.439 mile(s)



Pro Mazda
October 22, 2017

Section Data for Car 8 - Askew, Oliver (R)

Lap	T/SF to I3A	I3A to I6	I6 to SF	Lap	
1	T	20.4201	37.1847	26.8532	84.4580
	S	108.516	103.928	100.547	103.962
2	T	19.5427	36.2413	25.5705	81.3545
	S	113.388	106.634	105.590	107.928
3	T	19.4844	35.9719	25.3152	80.7715
	S	113.727	107.432	106.655	108.707
4	T	19.2612	35.8437	25.2092	80.3141
	S	115.045	107.817	107.104	109.326
5	T	19.2946	35.8892	25.2474	80.4312
	S	114.846	107.680	106.942	109.167
6	T		36.7811		246.0637
	S		105.069		35.683
7	T	19.3476	35.8667	25.3262	80.5405
	S	114.531	107.747	106.609	109.018
8	T		37.1984		296.1191
	S		103.890		29.652
9	T	19.3155	35.8614	25.2899	80.4668
	S	114.722	107.763	106.762	109.118
10	T		40.0427		269.6389
	S		96.511		32.564
11	T	19.7791	36.2731	25.9180	81.9702
	S	112.033	106.540	104.175	107.117
12	T	19.2861	35.7474	25.2134	80.2469
	S	114.897	108.107	107.086	109.417
13	T	19.1278	35.6479	25.0385	79.8142
	S	115.848	108.409	107.834	110.010
14	T	19.1720	35.6551	25.0125	79.8396
	S	115.580	108.387	107.946	109.976
15	T	19.0963	35.6454	25.1805	79.9222
	S	116.039	108.416	107.226	109.862
16	T	19.1441	35.8116	25.0675	80.0232
	S	115.749	107.913	107.709	109.723

Event: Chris Griffis Memorial OT - Pro Mazda
Track: Indianapolis Motor Speedway RC
Report: Section Data Report
Session: Test Session 5

2.439 mile(s)



Pro Mazda
October 22, 2017

Section Data for Car 80 - Wright, Kris

Lap	T/SF to I3A	I3A to I6	I6 to SF	Lap	
1	T	21.4967	38.8162	29.0931	89.4060
	S	103.081	99.560	92.806	98.208
2	T	21.3479	37.1966	25.9533	84.4978
	S	103.800	103.895	104.033	103.913
3	T	19.6226	36.6027	25.6746	81.8999
	S	112.926	105.581	105.162	107.209
4	T	19.5520	36.3916	25.5492	81.4928
	S	113.334	106.193	105.678	107.744
5	T	19.4496	36.9489	25.6532	82.0517
	S	113.931	104.592	105.250	107.011
6	T	19.3916	36.1195	25.6879	81.1990
	S	114.272	106.993	105.108	108.134
7	T	20.1159	37.5700	25.5289	83.2148
	S	110.157	102.863	105.762	105.515
8	T		37.4242		295.0049
	S		103.263		29.764
9	T	19.6027	36.4176	25.5569	81.5772
	S	113.041	106.118	105.647	107.633
10	T	19.4523	36.3410	25.4115	81.2048
	S	113.915	106.341	106.251	108.127
11	T	24.1477	37.7756	25.3898	87.3131
	S	91.765	102.303	106.342	100.562
12	T	19.6325	36.7185	25.7082	82.0592
	S	112.869	105.248	105.025	107.001
13	T	19.5300	36.2865	25.5135	81.3300
	S	113.462	106.501	105.826	107.960
14	T	19.6369	36.4199	25.4001	81.4569
	S	112.844	106.111	106.299	107.792
15	T	19.5497	36.4391	25.4569	81.4457
	S	113.347	106.055	106.062	107.807
16	T		37.7543		497.1597
	S		102.360		17.661
17	T	19.6514	52.5175	25.4492	97.6181
	S	112.761	73.586	106.094	89.946

Event: Chris Griffis Memorial OT - Pro Mazda
Track: Indianapolis Motor Speedway RC
Report: Section Data Report
Session: Test Session 5

2.439 mile(s)



Pro Mazda
October 22, 2017

Section Data for Car 81 - Frederick, Kaylen (R)

Lap	T/S	T/SF to I3A	I3A to I6	I6 to SF	Lap
1	T	20.0005	36.4480	26.1264	82.5749
	S	110.793	106.029	103.344	106.333
2	T	19.6598	39.2788	25.5263	84.4649
	S	112.713	98.388	105.773	103.953
3	T	19.5229	35.8011	25.3274	80.6514
	S	113.503	107.945	106.604	108.869
4	T	19.3015	36.6477	25.3660	81.3152
	S	114.805	105.451	106.442	107.980
5	T	19.5033	36.1279	25.4081	81.0393
	S	113.617	106.968	106.265	108.347
6	T	19.4666	35.8581	25.3980	80.7227
	S	113.831	107.773	106.308	108.772
7	T	19.2429	35.8083	25.3385	80.3897
	S	115.155	107.923	106.557	109.223
8	T		36.1747		257.7251
	S		106.830		34.069
9	T	19.8734	35.8806	25.2953	81.0493
	S	111.501	107.706	106.739	108.334
10	T	19.3570	35.5795	25.3477	80.2842
	S	114.476	108.617	106.519	109.366
11	T	19.3292	35.6741	25.1895	80.1928
	S	114.640	108.329	107.188	109.491
12	T	19.3871	35.7207	25.2395	80.3473
	S	114.298	108.188	106.975	109.281
13	T	19.4143	35.7712	25.2585	80.4440
	S	114.138	108.035	106.895	109.149
14	T	19.4554	35.9358	25.4665	80.8577
	S	113.897	107.540	106.022	108.591
15	T	19.4164	35.9830	25.3853	80.7847
	S	114.126	107.399	106.361	108.689
16	T		36.2956		738.7794
	S		106.474		11.885
17	T	19.5144	36.1873	25.5010	81.2027
	S	113.553	106.793	105.878	108.129
18	T	19.4581	36.3245	25.3765	81.1591
	S	113.881	106.390	106.398	108.187
19	T	19.4145	35.7701	25.3124	80.4970
	S	114.137	108.038	106.667	109.077

Event: Chris Griffis Memorial OT - Pro Mazda
Track: Indianapolis Motor Speedway RC
Report: Section Data Report
Session: Test Session 5

2.439 mile(s)



Pro Mazda
October 22, 2017

Section Data for Car 90 - Thompson, Parker (R)

Lap	T/SF to I3A	I3A to I6	I6 to SF	Lap	
1	T	21.1966	38.9067	28.1699	88.2732
	S	104.541	99.329	95.847	99.468
2	T	20.7073	37.7129	26.3962	84.8164
	S	107.011	102.473	102.287	103.522
3	T	19.7346	36.2691	25.7097	81.7134
	S	112.285	106.552	105.019	107.454
4	T	20.3550	36.3448	25.5502	82.2500
	S	108.863	106.330	105.674	106.753
5	T	19.5143	36.1291	25.4984	81.1418
	S	113.553	106.965	105.889	108.211
6	T	19.4693	35.9951	25.5328	80.9972
	S	113.816	107.363	105.746	108.404
7	T	19.4830	35.9618	25.3993	80.8441
	S	113.736	107.463	106.302	108.609
8	T	19.4854	36.1223	25.3884	80.9961
	S	113.722	106.985	106.348	108.405
9	T	19.5059	36.1536	25.5675	81.2270
	S	113.602	106.892	105.603	108.097
10	T	19.4270	36.3544	25.5218	81.3032
	S	114.063	106.302	105.792	107.996
11	T		42.7573		448.1622
	S		90.383		19.592
12	T	20.7341	37.4293	29.2533	87.4167
	S	106.873	103.249	92.297	100.443
13	T	19.4682	36.9785	25.3661	81.8128
	S	113.822	104.508	106.441	107.323
14	T	19.3060	35.4974	25.3168	80.1202
	S	114.778	108.868	106.649	109.590
15	T	19.1788	35.6054	25.1973	79.9815
	S	115.540	108.538	107.154	109.780
16	T	19.6981	38.3275	25.2245	83.2501
	S	112.494	100.830	107.039	105.470
17	T	19.3227	35.9313	25.2262	80.4802
	S	114.679	107.554	107.032	109.100
18	T	19.4220	35.8220	25.3593	80.6033
	S	114.093	107.882	106.470	108.934
19	T	19.3479	35.8696	25.2451	80.4626
	S	114.530	107.739	106.951	109.124

Event: Chris Griffis Memorial OT - Pro Mazda

Track: Indianapolis Motor Speedway RC

2.439 mile(s)



Report: Section Data Report

Pro Mazda

Session: Test Session 5

October 22, 2017

Section Data for Car 90 - Thompson, Parker (R)

Lap	T/SF to I3A	I3A to I6	I6 to SF	Lap	
20	T	19.6387	37.2814	25.3530	82.2731
	S	112.834	103.659	106.496	106.723

Event: Chris Griffis Memorial OT - Pro Mazda
Track: Indianapolis Motor Speedway RC
Report: Section Data Report
Session: Test Session 5

2.439 mile(s)



Pro Mazda
October 22, 2017

Section Data for Car 91 - Lastochkin, Nikita

Lap	T/SF to I3A	I3A to I6	I6 to SF	Lap	
1	T	20.2473	37.0507	27.0748	84.3728
	S	109.442	104.304	99.724	104.067
2	T	19.6331	36.6231	25.7869	82.0431
	S	112.866	105.522	104.704	107.022
3	T	19.6329	36.2001	25.7699	81.6029
	S	112.867	106.755	104.773	107.599
4	T	19.5255	36.3204	25.5835	81.4294
	S	113.488	106.402	105.537	107.828
5	T	19.5339	36.1944	25.6885	81.4168
	S	113.439	106.772	105.105	107.845
6	T	19.4351	36.0486	25.4170	80.9007
	S	114.016	107.204	106.228	108.533
7	T	19.6514	36.0866	25.4525	81.1905
	S	112.761	107.091	106.080	108.146
8	T		36.3624		313.5912
	S		106.279		28.000
9	T	19.4466	35.8740	25.4384	80.7590
	S	113.948	107.726	106.139	108.723
10	T	19.3218	36.1163	25.3429	80.7810
	S	114.684	107.003	106.539	108.694
11	T	19.3009	36.4243	25.4450	81.1702
	S	114.809	106.098	106.111	108.173
12	T	19.5561	37.9521	25.3866	82.8948
	S	113.310	101.827	106.355	105.922
13	T		36.4731		512.3290
	S		105.956		17.138
14	T	19.4814	36.2012	25.6447	81.3273
	S	113.745	106.752	105.285	107.964
15	T	19.5760	36.1738	25.4564	81.2062
	S	113.195	106.833	106.064	108.125
16	T	19.4213	36.6728	25.5320	81.6261
	S	114.097	105.379	105.750	107.569
17	T	19.7406	36.8594	25.4975	82.0975
	S	112.251	104.846	105.893	106.951
18	T	19.5511	36.3974	25.6207	81.5692
	S	113.339	106.176	105.384	107.644

Event: Chris Griffis Memorial OT - Pro Mazda

Track: Indianapolis Motor Speedway RC

2.439 mile(s)



Report: Section Data Report

Pro Mazda






Session: Test Session 5

October 22, 2017

Section Data for Car

Report Support Information

Section Legend	
Name	Length
SF to I3A	0.615530 miles
I3A to I6	1.073485 miles
I6 to SF	0.750000 miles
Lap	2.439000 miles

Color Legend	
	Fastest Lap
	Section Under Caution
	Section Under Green
	Section Time Data
	Section Speed Data

