

Event: Chris Griffis Memorial OT - Pro Mazda
Track: Indianapolis Motor Speedway RC
Report: Section Data Report
Session: Test Session 2

2.439 mile(s)



Pro Mazda
October 21, 2017

Section Data for Car 1 - Cunha, Carlos

Lap	T/SF to I3A	I3A to I6	I6 to SF	Lap	
1	T	20.7531	36.5795	26.4596	83.7922
	S	106.775	105.648	102.042	104.788
2	T	19.5483	35.7045	25.5003	80.7531
	S	113.356	108.237	105.881	108.731
3	T	19.5146	35.6374	25.3723	80.5243
	S	113.551	108.441	106.415	109.040
4	T	19.4020	35.6316	25.3606	80.3942
	S	114.210	108.458	106.464	109.217
5	T	19.4445	35.6175	25.3808	80.4428
	S	113.961	108.501	106.380	109.151
6	T		36.7302		393.3760
	S		105.214		22.321
7	T	19.5420	36.2285	25.3108	81.0813
	S	113.392	106.671	106.674	108.291
8	T	19.3192	35.5872	25.4184	80.3248
	S	114.700	108.594	106.222	109.311
9	T	19.4048	35.4312	25.3250	80.1610
	S	114.194	109.072	106.614	109.535
10	T		35.8681		455.6844
	S		107.743		19.269
11	T	19.5596	35.6161	25.2301	80.4058
	S	113.290	108.506	107.015	109.201
12	T	19.3486	35.4080	25.2670	80.0236
	S	114.526	109.143	106.859	109.723
13	T	19.3635	35.5093	25.2036	80.0764
	S	114.437	108.832	107.128	109.650

Event: Chris Griffis Memorial OT - Pro Mazda
Track: Indianapolis Motor Speedway RC
Report: Section Data Report
Session: Test Session 2

2.439 mile(s)



Pro Mazda
October 21, 2017

Section Data for Car 18 - Ming, Calvin (R)

Lap	T/SF to I3A	I3A to I6	I6 to SF	Lap	
1	T	20.7038	38.0220	27.2435	85.9693
	S	107.029	101.640	99.106	102.134
2	T	20.1371	37.0626	26.2909	83.4906
	S	110.041	104.271	102.697	105.166
3	T	19.9615	36.6661	25.7266	82.3542
	S	111.009	105.398	104.950	106.618
4	T	19.8275	36.6384	25.6103	82.0762
	S	111.759	105.478	105.426	106.979
5	T	19.7085	36.7551	25.5659	82.0295
	S	112.434	105.143	105.609	107.040
6	T	19.6425	36.5030	25.4778	81.6233
	S	112.812	105.869	105.975	107.572
7	T		45.1745		208.4979
	S		85.547		42.113
8	T	21.3504	40.3113	28.7852	90.4469
	S	103.788	95.868	93.798	97.078
9	T	20.0552	36.8128	26.4116	83.2796
	S	110.491	104.978	102.228	105.433
10	T	19.6032	36.4026	25.4252	81.4310
	S	113.038	106.161	106.194	107.826
11	T	19.4916	36.1255	25.5871	81.2042
	S	113.685	106.976	105.522	108.127
12	T	20.4179	38.8231	25.5785	84.8195
	S	108.528	99.542	105.557	103.519
13	T		37.1453		334.1869
	S		104.039		26.274
14	T	19.6068	36.0044	25.5694	81.1806
	S	113.017	107.335	105.595	108.159
15	T	20.2579	36.6686	25.2358	82.1623
	S	109.385	105.391	106.991	106.867
16	T	19.6634	36.1199	25.2696	81.0529
	S	112.692	106.992	106.848	108.329
17	T	19.5382	36.1237	25.3128	80.9747
	S	113.414	106.981	106.665	108.434

Event: Chris Griffis Memorial OT - Pro Mazda
Track: Indianapolis Motor Speedway RC
Report: Section Data Report
Session: Test Session 2

2.439 mile(s)



Pro Mazda
October 21, 2017

Section Data for Car 2 - Robb, Sting Ray

Lap	T/SF to I3A	I3A to I6	I6 to SF	Lap	
1	T	20.3729	37.0264	26.9343	84.3336
	S	108.767	104.373	100.244	104.115
2	T	19.7653	36.3252	25.5973	81.6878
	S	112.111	106.387	105.480	107.487
3	T	19.5756	36.4086	25.3807	81.3649
	S	113.198	106.144	106.380	107.914
4	T	19.5477	36.1835	25.3938	81.1250
	S	113.359	106.804	106.325	108.233
5	T	19.5871	36.4755	25.5085	81.5711
	S	113.131	105.949	105.847	107.641
6	T		37.5404		396.6048
	S		102.944		22.139
7	T	19.6452	36.4531	25.9965	82.0948
	S	112.796	106.014	103.860	106.954
8	T	19.7163	36.1820	25.5841	81.4824
	S	112.390	106.809	105.534	107.758
9	T	19.5228	36.6029	25.7759	81.9016
	S	113.504	105.580	104.749	107.207
10	T	22.4429	37.7956	25.6510	85.8895
	S	98.735	102.249	105.259	102.229
11	T		37.1006		318.0489
	S		104.164		27.607
12	T	19.5824	36.1118	25.8243	81.5185
	S	113.158	107.016	104.553	107.711
13	T	19.4506	36.2321	25.5823	81.2650
	S	113.925	106.661	105.542	108.047
14	T			25.6241	
	S			105.370	

Event: Chris Griffis Memorial OT - Pro Mazda
Track: Indianapolis Motor Speedway RC
Report: Section Data Report
Session: Test Session 2

2.439 mile(s)



Pro Mazda
October 21, 2017

Section Data for Car 3 - Megennis, Robert (R)

Lap	T/SF to I3A	I3A to I6	I6 to SF	Lap	
1	T	20.3177	36.5072	26.2099	83.0348
	S	109.063	105.857	103.015	105.744
2	T	20.1331	36.2333	25.6798	82.0462
	S	110.063	106.657	105.141	107.018
3	T	19.7097	36.1277	25.4732	81.3106
	S	112.427	106.969	105.994	107.986
4	T	19.9916	36.2821	25.4867	81.7604
	S	110.842	106.514	105.938	107.392
5	T	20.0990	36.5385	25.5229	82.1604
	S	110.250	105.766	105.787	106.869
6	T		37.4676		436.5040
	S		103.144		20.115
7	T	20.1349	36.4797	25.7598	82.3744
	S	110.053	105.937	104.814	106.591
8	T	20.3607	36.2640	26.0579	82.6826
	S	108.833	106.567	103.615	106.194
9	T	19.9250	36.3874	25.6352	81.9476
	S	111.213	106.206	105.324	107.147
10	T		36.3012		471.3474
	S		106.458		18.628
11	T	19.7201	36.1383	25.5336	81.3920
	S	112.368	106.938	105.743	107.878
12	T	19.8841	35.9119	25.4194	81.2154
	S	111.441	107.612	106.218	108.113
13	T	20.0100	36.0603	27.6672	83.7375
	S	110.740	107.169	97.588	104.856

Event: Chris Griffis Memorial OT - Pro Mazda
Track: Indianapolis Motor Speedway RC
Report: Section Data Report
Session: Test Session 2

2.439 mile(s)



Pro Mazda
October 21, 2017

Section Data for Car 79 - Malukas, David (R)

Lap	T/SF to I3A	I3A to I6	I6 to SF	Lap	
1	T	20.5740	36.8792	26.6828	84.1360
	S	107.704	104.789	101.189	104.360
2	T	19.5623	36.0602	25.5437	81.1662
	S	113.274	107.169	105.701	108.178
3	T	19.4206	36.0659	26.0009	81.4874
	S	114.101	107.152	103.843	107.752
4	T	19.4787	36.2424	25.3253	81.0464
	S	113.761	106.631	106.613	108.338
5	T	19.4617	36.0873	25.3373	80.8863
	S	113.860	107.089	106.562	108.552
6	T	19.5337	36.0866	25.3139	80.9342
	S	113.440	107.091	106.661	108.488
7	T	19.4292	35.9844	25.3031	80.7167
	S	114.050	107.395	106.706	108.780
8	T		37.7193		722.1485
	S		102.455		12.159
9	T	19.6150	35.7355	25.4902	80.8407
	S	112.970	108.143	105.923	108.614
10	T	19.3296	35.7342	25.2161	80.2799
	S	114.638	108.147	107.074	109.372
11	T	24.9222	47.3791	25.2899	97.5912
	S	88.913	81.566	106.762	89.971

Event: Chris Griffis Memorial OT - Pro Mazda
Track: Indianapolis Motor Speedway RC
Report: Section Data Report
Session: Test Session 2

2.439 mile(s)



Pro Mazda
October 21, 2017

Section Data for Car 8 - Askew, Oliver (R)

Lap	T/SF to I3A	I3A to I6	I6 to SF	Lap	
1	T	20.1943	37.2793	26.5377	84.0113
	S	109.729	103.665	101.742	104.515
2	T	19.7893	36.4644	25.7723	82.0260
	S	111.975	105.981	104.764	107.044
3	T	19.5760	36.2610	25.4444	81.2814
	S	113.195	106.576	106.114	108.025
4	T	25.2656	42.6098	25.5209	93.3963
	S	87.705	90.696	105.796	94.012
5	T	19.5657	36.2718	25.4320	81.2695
	S	113.255	106.544	106.165	108.041
6	T		37.6140		286.0816
	S		102.742		30.692
7	T	19.6703	36.1808	25.3774	81.2285
	S	112.653	106.812	106.394	108.095
8	T	19.4836	36.3016	25.5854	81.3706
	S	113.732	106.457	105.529	107.906
9	T	19.4703	36.2943	25.3165	81.0811
	S	113.810	106.478	106.650	108.292
10	T	19.4720	36.2557	25.3072	81.0349
	S	113.800	106.591	106.689	108.353
11	T		45.8534		447.9982
	S		84.280		19.599
12	T	20.4046	36.5274	27.0005	83.9325
	S	108.599	105.799	99.998	104.613
13	T	19.3933	35.7439	25.1475	80.2847
	S	114.262	108.118	107.367	109.366
14	T	19.3117	35.5305	25.0498	79.8920
	S	114.744	108.767	107.785	109.903
15	T	26.4672	45.6965	25.1007	97.2644
	S	83.723	84.570	107.567	90.274

Event: Chris Griffis Memorial OT - Pro Mazda
Track: Indianapolis Motor Speedway RC
Report: Section Data Report
Session: Test Session 2

2.439 mile(s)



Pro Mazda
October 21, 2017

Section Data for Car 80 - Wright, Kris

Lap	T/SF to I3A	I3A to I6	I6 to SF	Lap	
1	T	22.1494	47.3287	26.4940	95.9721
	S	100.044	81.653	101.910	91.489
2	T		38.3565		213.3176
	S		100.753		41.161
3	T	19.9208	37.0938	25.8831	82.8977
	S	111.236	104.183	104.315	105.918
4	T	19.6889	36.4668	25.6303	81.7860
	S	112.546	105.974	105.344	107.358
5	T	19.7354	36.4184	25.5744	81.7282
	S	112.281	106.115	105.574	107.434
6	T	19.5318	36.6608	25.5958	81.7884
	S	113.451	105.414	105.486	107.355
7	T	19.6370	36.7403	26.0532	82.4305
	S	112.844	105.185	103.634	106.519
8	T		44.9893		449.7638
	S		85.899		19.522
9	T		39.3147		392.5508
	S		98.298		22.368
10	T	25.8509	37.5798	25.9737	89.4044
	S	85.719	102.836	103.951	98.210
11	T	19.6192	36.7626	25.5512	81.9330
	S	112.946	105.122	105.670	107.166
12	T	19.7418	35.9427	25.4405	81.1250
	S	112.245	107.520	106.130	108.233

Event: Chris Griffis Memorial OT - Pro Mazda
Track: Indianapolis Motor Speedway RC
Report: Section Data Report
Session: Test Session 2

2.439 mile(s)



Pro Mazda
October 21, 2017

Section Data for Car 81 - Frederick, Kaylen (R)

Lap	T/SF to I3A	I3A to I6	I6 to SF	Lap	
1	T	20.3534	37.0372	26.4223	83.8129
	S	108.872	104.342	102.186	104.762
2	T	19.7453	36.3454	25.5268	81.6175
	S	112.225	106.328	105.771	107.580
3	T	19.6978	36.2053	25.4379	81.3410
	S	112.495	106.740	106.141	107.946
4	T	19.5105	35.9999	25.3727	80.8831
	S	113.575	107.349	106.414	108.557
5	T	19.4919	36.0070	25.3360	80.8349
	S	113.684	107.328	106.568	108.621
6	T	19.5094	35.9746	25.3860	80.8700
	S	113.582	107.424	106.358	108.574
7	T		40.9868		351.6484
	S		94.288		24.969
8	T	21.6472	36.4759	26.9254	85.0485
	S	102.365	105.948	100.277	103.240
9	T	19.7220	35.9645	25.5359	81.2224
	S	112.357	107.454	105.733	108.103
10	T	19.3818	35.7212	25.1736	80.2766
	S	114.329	108.186	107.255	109.377
11	T	19.4923	45.0307	25.1709	89.6939
	S	113.681	85.820	107.267	97.893
12	T		36.0328		262.2333
	S		107.251		33.483
13	T	19.5331	35.8689	25.1865	80.5885
	S	113.444	107.741	107.200	108.954
14	T	19.3712	35.6713	25.1827	80.2252
	S	114.392	108.338	107.216	109.447
15	T	19.3675	35.6092	25.3077	80.2844
	S	114.414	108.527	106.687	109.366
16	T	19.3064	35.6940	25.2860	80.2864
	S	114.776	108.269	106.778	109.363
17	T	22.7967	45.6037	25.1505	93.5509
	S	97.203	84.742	107.354	93.857

Event: Chris Griffis Memorial OT - Pro Mazda
Track: Indianapolis Motor Speedway RC
Report: Section Data Report
Session: Test Session 2

2.439 mile(s)



Pro Mazda
October 21, 2017

Section Data for Car 91 - Lastochkin, Nikita

Lap	T/SF to I3A	I3A to I6	I6 to SF	Lap	
1	T	20.3779	37.2502	26.1088	83.7369
	S	108.741	103.746	103.413	104.857
2	T	19.8181	36.6754	25.9266	82.4201
	S	111.812	105.372	104.140	106.532
3	T	19.7867	36.7223	25.7511	82.2601
	S	111.990	105.237	104.850	106.739
4	T	19.5433	36.2937	25.7111	81.5481
	S	113.385	106.480	105.013	107.671
5	T	19.8552	37.2531	25.7483	82.8566
	S	111.603	103.738	104.861	105.971
6	T		46.8684		362.3812
	S		82.455		24.230
7	T	20.5468	37.4561	27.6246	85.6275
	S	107.847	103.175	97.739	102.542
8	T	19.7894	36.0584	25.6498	81.4976
	S	111.975	107.175	105.264	107.738
9	T	19.5384	35.7951	25.3666	80.7001
	S	113.413	107.963	106.439	108.803
10	T	19.5031	36.0547	25.2404	80.7982
	S	113.618	107.186	106.971	108.671
11	T		36.1845		313.1475
	S		106.801		28.039
12	T	19.5665	35.8599	25.2987	80.7251
	S	113.250	107.768	106.725	108.769
13	T	19.5101	35.8089	25.5003	80.8193
	S	113.578	107.921	105.881	108.642
14	T	19.5252	35.8984	25.3417	80.7653
	S	113.490	107.652	106.544	108.715
15	T	19.4554	35.9646	25.3945	80.8145
	S	113.897	107.454	106.322	108.649

Event: Chris Griffis Memorial OT - Pro Mazda

Track: Indianapolis Motor Speedway RC

2.439 mile(s)



Report: Section Data Report

Pro Mazda






Session: Test Session 2

October 21, 2017

Section Data for Car

Report Support Information

Section Legend	
Name	Length
SF to I3A	0.615530 miles
I3A to I6	1.073485 miles
I6 to SF	0.750000 miles
Lap	2.439000 miles

Color Legend	
	Fastest Lap
	Section Under Caution
	Section Under Green
	Section Time Data
	Section Speed Data

