

Event: Mazda St. Louis Pro Mazda Oval Challenge
Track: Gateway Motorsports Park
Report: Section Data Report
Session: Practice 1

Round 14
1.25 mile(s)
Pro Mazda
August 24, 2018



Section Data for Car 10 - Scott, Harrison (R)

Lap	T/SF to T1	T1 to SS1	SS1 to T2	T2 to BS	BS to T3	T3 to SS2	SS2 to T4	T4 to SF	Lap	PI to PO	PO to SF	SF to PI
1	T	4.2434	4.2594	5.0442	4.5040	4.0594	5.6330	4.8206	4.2597	36.8237		44.4068
	S	136.736	101.807	103.269	126.403	140.415	117.288	121.920	135.573	122.204		90.112
2	T	4.1260	3.9479	4.6784	4.3422	3.9783	5.2891	4.5937	4.1419	35.0975		
	S	140.627	109.840	111.343	131.113	143.277	124.914	127.942	139.429	128.214		
3	T	4.0200	3.8719	4.5484	4.2602	4.3045				54.5969	121.3988	38.3679
	S	144.335	111.996	114.526	133.636	132.420				82.422	8.823	102.234
4	T				5.0729	4.5647	6.2155	4.9673	4.2807	143.9373		38.7675
	S				112.227	124.871	106.296	118.319	134.908	31.264		103.220
5	T	4.0995	3.8837	4.5941	4.2849	3.9446	5.2828	4.6045	4.1439	34.8380		
	S	141.536	111.655	113.387	132.866	144.501	125.063	127.642	139.361	129.169		
6	T	3.9609	3.6932	4.3984	4.1770	3.8699	5.1202	4.5671	4.1232	33.9099		
	S	146.489	117.415	118.431	136.298	147.291	129.034	128.687	140.061	132.705		
7	T	3.9668	3.7367	4.5049	4.1969	3.8791	5.1935	4.5525	4.0971	34.1275		
	S	146.271	116.048	115.632	135.652	146.941	127.213	129.100	140.953	131.858		
8	T	3.9374	3.7072	4.3592	4.1418	3.8466	5.1017	4.5013	4.0645	33.6597		
	S	147.363	116.971	119.496	137.457	148.183	129.502	130.568	142.084	133.691		
9	T	3.9078	3.6126	4.3611	4.1451	3.8584	5.0536	4.4706	4.0517	33.4609		
	S	148.479	120.034	119.444	137.347	147.730	130.735	131.465	142.533	134.485		
10	T	3.8878	3.5571	4.3609	4.1535	3.8518	4.9580	4.4074	4.0266	33.2031		
	S	149.243	121.907	119.450	137.070	147.983	133.256	133.350	143.421	135.530		
11	T	3.8903	3.5369	4.2998	4.1303	3.8425	4.9518	4.4276	4.0438	33.1230		
	S	149.147	122.604	121.147	137.839	148.341	133.423	132.742	142.811	135.857		
12	T	3.8920	3.5977	4.3851	4.2408	4.2810	5.2837	4.4952	4.0697	34.2452		
	S	149.082	120.532	118.791	134.248	133.146	125.042	130.746	141.902	131.405		
13	T	3.8935	3.5499	4.2561	4.1102	3.8213	4.9644	4.4324	4.0470	33.0748		
	S	149.025	122.155	122.391	138.513	149.164	133.084	132.598	142.698	136.055		
14	T	3.8890	3.5182	4.2511	4.0992	3.8158	4.8731	4.4089	4.0305	32.8858		
	S	149.197	123.255	122.535	138.885	149.379	135.577	133.305	143.282	136.837		
15	T	3.8901	3.5998	4.2511	4.0977	3.8125	4.9115	4.4494	4.0389	33.0510		
	S	149.155	120.461	122.535	138.936	149.508	134.517	132.091	142.984	136.153		
16	T	3.8886	3.5798	4.2597	4.1068	4.5558				53.6907	230.7629	37.5293
	S	149.212	121.134	122.288	138.628	125.115				83.813	4.642	104.518
17	T				5.3290	5.5503	5.6965	4.5824	4.0686	253.3723		38.7708
	S				106.834	102.697	115.980	128.258	141.941	17.760		103.211
18	T	3.9308	3.6051	4.2925	4.1156	3.8294	4.9365	4.4301	4.0014	33.1414		
	S	147.610	120.284	121.353	138.332	148.848	133.836	132.667	144.324	135.782		
19	T	3.8628	3.4960	4.2676	4.1056	3.8191	4.8288	4.6775	4.2390	33.2964		
	S	150.209	124.038	122.061	138.669	149.250	136.821	125.650	136.235	135.150		

Event: Mazda St. Louis Pro Mazda Oval Challenge
Track: Gateway Motorsports Park
Report: Section Data Report
Session: Practice 1

Round 14
1.25 mile(s)
Pro Mazda
August 24, 2018



Section Data for Car 10 - Scott, Harrison (R)

Lap	T/SF to T1	T1 to SS1	SS1 to T2	T2 to BS	BS to T3	T3 to SS2	SS2 to T4	T4 to SF	Lap	PI to PO	PO to SF	SF to PI
20	T	4.0140	3.5784	4.3601	4.1621	3.8508	4.9902	4.4646	4.0552	33.4754		
	S	144.551	121.182	119.472	136.786	148.021	132.396	131.642	142.410	134.427		
21	T	3.8953	3.4856	4.2987	4.1250	3.8344	4.8958	4.4409	4.0488	33.0245		
	S	148.956	124.408	121.178	138.017	148.654	134.949	132.344	142.635	136.262		
22	T	3.8859	3.4585	4.3932	4.1670	3.8480	4.8830	4.4773	4.0526	33.1655		
	S	149.316	125.383	118.572	136.625	148.129	135.302	131.268	142.501	135.683		
23	T	3.8939	3.4528	4.3404	4.1787	3.8566	4.9004	4.4859	4.0573	33.1660		
	S	149.009	125.590	120.014	136.243	147.799	134.822	131.017	142.336	135.681		
24	T	3.8914	3.4816	4.3573	4.1747	3.8599	4.8591	4.5070	4.0710	33.2020		
	S	149.105	124.551	119.549	136.373	147.672	135.968	130.403	141.857	135.534		
25	T	3.8935	3.4540	4.3550	4.1612	4.4527				50.7965	75.0807	34.6947
	S	149.025	125.546	119.612	136.816	128.012				88.589	14.266	113.058
26	T				5.0169	4.4574	5.3226	4.5452	4.0592	94.9902		36.0113
	S				113.480	127.877	124.128	129.307	142.269	47.373		111.120
27	T	3.8812	3.5285	4.3090	4.1153	3.8002	4.8077	4.3620	3.9763	32.7802		
	S	149.497	122.895	120.889	138.342	149.992	137.422	134.738	145.236	137.278		
28	T	3.8191	3.3901	4.3144	4.1235	3.8008	4.8536	4.3809	3.9815	32.6639		
	S	151.928	127.913	120.737	138.067	149.968	136.122	134.157	145.046	137.767		
29	T	3.8146	3.4223	4.2703	4.0997	3.7828	4.8338	4.4629	4.0073	32.6937		
	S	152.107	126.709	121.984	138.868	150.682	136.680	131.692	144.112	137.641		
30	T	3.8204	3.4542	4.3383	4.1430	3.8108	4.9572	4.4399	3.9994	32.9632		
	S	151.876	125.539	120.072	137.417	149.575	133.277	132.374	144.397	136.516		
31	T	3.8949	3.7175	4.5400	4.1855	3.8546	5.0384	4.4841	4.0127	33.7277		
	S	148.971	116.647	114.738	136.022	147.875	131.129	131.069	143.918	133.421		
32	T	3.8721	3.5437	4.4438	4.2122	3.8542	4.9080	4.4757	4.0475	33.3572		
	S	149.848	122.368	117.222	135.159	147.891	134.613	131.315	142.681	134.903		
33	T	3.8762	3.4539	4.2632	4.1030	3.8017	4.8412	4.4526	4.0303	32.8221		
	S	149.690	125.550	122.187	138.757	149.933	136.471	131.996	143.290	137.103		
34	T	3.8590	3.3777	4.3357	4.1504	3.8287	4.8620	4.4562	4.0316	32.9013		
	S	150.357	128.382	120.144	137.172	148.876	135.887	131.890	143.243	136.773		
35	T	3.8834	3.4845	4.3050	4.2081	5.1989						38.5499
	S	149.412	124.447	121.001	135.291	109.639						101.751

Event: Mazda St. Louis Pro Mazda Oval Challenge
Track: Gateway Motorsports Park
Report: Section Data Report
Session: Practice 1

Round 14
1.25 mile(s)
Pro Mazda
August 24, 2018



Section Data for Car 12 - de la Vara, Moises (R)

Lap	T/SF to T1	T1 to SS1	SS1 to T2	T2 to BS	BS to T3	T3 to SS2	SS2 to T4	T4 to SF	Lap	PI to PO	PO to SF	SF to PI
1	T	4.6623	4.5420	5.6919	4.8958	4.3242	6.2826	5.6435	4.6319	40.6742		56.5361
	S	124.451	95.473	91.518	116.287	131.816	105.161	104.142	124.679	110.635		70.779
2	T	4.2959	3.9491	5.2947	4.7345	4.1611	5.5789	5.0906	4.4795	37.5843		
	S	135.065	109.806	98.383	120.249	136.983	118.425	115.453	128.921	119.731		
3	T	4.2776	4.0445	5.0551	4.5755	4.0842	5.3393	4.8723	4.3359	36.5844		
	S	135.643	107.216	103.046	124.428	139.562	123.739	120.626	133.190	123.003		
4	T	4.1269	3.7802	4.8555	4.4561	4.0297	5.2539	4.7883	4.2868	35.5774		
	S	140.596	114.713	107.282	127.762	141.450	125.751	122.742	134.716	126.485		
5	T	4.0988	3.6868	4.7550	4.4138	4.0051	5.2925	4.7659	4.2811	35.2990		
	S	141.560	117.619	109.550	128.986	142.319	124.834	123.319	134.895	127.482		
6	T	4.0932	3.6527	4.7307	4.3792	3.9917	5.1317	4.6438	4.2277	34.8507		
	S	141.754	118.717	110.112	130.005	142.796	128.745	126.562	136.599	129.122		
7	T	4.0375	3.6328	4.6322	4.4131	4.0183	5.0654	4.6762	4.2129	34.6884		
	S	143.710	119.367	112.454	129.006	141.851	130.430	125.685	137.079	129.726		
8	T	4.0310	3.7194	4.6342	4.3534	3.9536	5.1714	4.7098	4.2466	34.8194		
	S	143.941	116.588	112.405	130.776	144.172	127.757	124.788	135.991	129.238		
9	T	4.0298	3.6124	4.5898	4.3018	3.9377	4.9692	4.5630	4.1597	34.1634		
	S	143.984	120.041	113.493	132.344	144.755	132.955	128.803	138.832	131.720		
10	T	4.0207	3.6497	4.5751	4.3010	3.9438	5.0312	4.6276	4.1918	34.3409		
	S	144.310	118.814	113.857	132.369	144.531	131.317	127.005	137.769	131.039		
11	T	4.0223	3.5658	4.6327	4.4124	3.9964	5.4652	4.8792	4.2332	35.2072		
	S	144.253	121.610	112.442	129.027	142.628	120.889	120.456	136.422	127.815		
12	T	4.0465	4.0250	4.6858	4.3380	3.9655	5.4202	4.6461	4.1494	35.2765		
	S	143.390	107.736	111.168	131.240	143.740	121.893	126.499	139.177	127.564		
13	T	3.9608	3.5214	4.6045	4.4071	4.0028	5.2130	4.6860	4.2270	34.6226		
	S	146.492	123.143	113.130	129.182	142.400	126.737	125.422	136.622	129.973		
14	T	4.0033	3.4938	4.6093	4.3999	4.0101	5.1659	4.6489	4.2011	34.5323		
	S	144.937	124.116	113.013	129.393	142.141	127.893	126.423	137.464	130.313		
15	T	3.9905	3.4863	4.6466	4.8714	6.1481				61.6741	287.1709	44.5745
	S	145.402	124.383	112.105	116.870	92.712				72.964	3.730	87.999
16	T				5.2374	4.3445	5.7120	4.9019	4.3581	312.6849		42.6136
	S				108.702	131.200	115.666	119.898	132.512	14.391		93.904
17	T	4.1831	3.8075	4.6099	4.3311	3.9593	5.0876	4.4991	4.1372	34.6148		
	S	138.707	113.890	112.998	131.449	143.965	129.861	130.632	139.587	130.002		
18	T	3.9933	3.5229	4.5345	4.3101	3.9550	4.9192	4.4286	4.0839	33.7475		
	S	145.300	123.091	114.877	132.089	144.121	134.307	132.712	141.409	133.343		
19	T	3.9565	3.5092	4.3817	4.2225	3.9104	4.8144	4.4730	4.1087	33.3764		
	S	146.652	123.571	118.883	134.830	145.765	137.230	131.394	140.555	134.826		

Event: Mazda St. Louis Pro Mazda Oval Challenge
Track: Gateway Motorsports Park
Report: Section Data Report
Session: Practice 1

Round 14
1.25 mile(s)
Pro Mazda
August 24, 2018



Section Data for Car 12 - de la Vara, Moises (R)

Lap	T/SF to T1	T1 to SS1	SS1 to T2	T2 to BS	BS to T3	T3 to SS2	SS2 to T4	T4 to SF	Lap	PI to PO	PO to SF	SF to PI
20	T	3.9713	3.5018	4.4347	4.2550	3.9361	4.8506	4.4273	4.0975	33.4743		
	S	146.105	123.832	117.462	133.800	144.813	136.206	132.751	140.940	134.431		
21	T	3.9504	3.5943	4.5452	4.3352	3.9598	4.8771	4.4434	4.1075	33.8129		
	S	146.878	120.646	114.606	131.325	143.947	135.466	132.270	140.596	133.085		
22	T	3.9625	3.6371	4.4913	4.2921	3.9419	4.8672	4.4284	4.0940	33.7145		
	S	146.430	119.226	115.982	132.643	144.600	135.742	132.718	141.060	133.474		
23	T	3.9365	3.3725	4.4587	4.2761	3.9325	4.8230	4.4068	4.0774	33.2835		
	S	147.397	128.580	116.830	133.140	144.946	136.986	133.368	141.634	135.202		
24	T	3.9356	3.5883	4.5957	4.2747	4.4916				52.7196	152.5080	36.7969
	S	147.430	120.847	113.347	133.183	126.904				85.357	7.023	106.599
25	T				5.0394	4.1931	5.2920	4.6033	4.1664	172.9127		36.3274
	S				112.973	135.938	124.845	127.675	138.609	26.025		110.154
26	T	3.9655	3.4472	4.4007	4.2110	3.9071	4.7767	4.3547	4.0559	33.1188		
	S	146.319	125.794	118.370	135.198	145.888	138.313	134.964	142.385	135.874		
27	T	3.9025	3.3668	4.4207	4.2355	3.9094	5.1271	4.6004	4.1228	33.6852		
	S	148.681	128.798	117.834	134.416	145.802	128.861	127.756	140.075	133.590		
28	T	4.0940	3.8912	4.5681	4.2546	3.9171	4.7833	4.4088	4.0556	33.9727		
	S	141.726	111.440	114.032	133.812	145.516	138.123	133.308	142.396	132.459		
29	T	3.8766	3.3075	4.4081	4.2002	3.8797	4.8172	4.3584	4.0305	32.8782		
	S	149.674	131.107	118.171	135.545	146.919	137.151	134.849	143.282	136.869		
30	T	3.8733	3.2810	4.3465	4.1674	3.8633	4.8287	4.3960	4.0521	32.8083		
	S	149.802	132.166	119.846	136.612	147.542	136.824	133.696	142.519	137.160		
31	T	3.8963	3.3809	4.3830	4.1988	3.8812	4.8838	4.3798	4.0454	33.0492		
	S	148.918	128.261	118.848	135.591	146.862	135.280	134.190	142.755	136.161		
32	T	3.8834	3.3656	4.3678	4.1715	3.8603	4.7485	4.3215	4.0056	32.7242		
	S	149.412	128.844	119.261	136.478	147.657	139.135	136.001	144.173	137.513		
33	T	3.8586	3.3362	4.4057	4.1861	3.8709	4.7824	4.3096	4.0094	32.7589		
	S	150.372	129.979	118.235	136.002	147.253	138.149	136.376	144.037	137.367		
34	T	3.8544	3.2999	4.3987	4.2521	3.9066	4.7079	4.6213	4.1411	33.1820		
	S	150.536	131.409	118.423	133.891	145.907	140.335	127.178	139.456	135.616		
35	T	3.9311	3.4212	4.3923	4.1988	3.8623	4.9328	4.5157	4.1060	33.3602		
	S	147.599	126.750	118.596	135.591	147.580	133.936	130.152	140.648	134.891		
36	T	3.9287	3.4316	4.4087	5.1333	6.7340				71.3076		44.7303
	S	147.689	126.366	118.155	110.907	84.645				63.107		87.692

Event: Mazda St. Louis Pro Mazda Oval Challenge
Track: Gateway Motorsports Park
Report: Section Data Report
Session: Practice 1

Round 14
1.25 mile(s)
Pro Mazda
August 24, 2018



Section Data for Car 2 - VeeKay, Rinus (R)

Lap	T/SF to T1	T1 to SS1	SS1 to T2	T2 to BS	BS to T3	T3 to SS2	SS2 to T4	T4 to SF	Lap	PI to PO	PO to SF	SF to PI
1	T	4.2986	3.8289	4.9724	4.6713	4.1672	5.3787	4.7862	4.3043	36.4076		40.7201
	S	134.981	113.254	104.760	121.876	136.782	122.833	122.796	134.168	123.601		98.271
2	T	4.0728	3.4526	4.6313	4.6095	6.0541				60.6674	156.8090	44.3665
	S	142.464	125.597	112.476	123.510	94.151				74.175	6.831	88.411
3	T				5.0164	4.2074	5.4198	4.7635	4.2676	177.0715		36.5634
	S				113.491	135.476	121.902	123.381	135.322	25.413		109.443
4	T	4.0833	3.5683	4.5130	4.3797	3.9910	5.1223	4.5678	4.1527	34.3781		
	S	142.098	121.525	115.424	129.990	142.821	128.981	128.667	139.066	130.897		
5	T	3.9542	3.3206	4.3619	4.2742	3.9284	4.9759	4.5303	4.1098	33.4553		
	S	146.737	130.590	119.423	133.199	145.097	132.776	129.733	140.518	134.508		
6	T	3.9197	3.3195	4.4859	4.3054	3.9082	5.1721	4.8175	4.2552	34.1835		
	S	148.028	130.633	116.121	132.234	145.847	127.740	121.998	135.716	131.642		
7	T	4.0256	3.3829	4.4039	4.3113	3.9558	4.8971	4.4116	4.0745	33.4627		
	S	144.134	128.185	118.284	132.053	144.092	134.913	133.223	141.735	134.478		
8	T	3.9271	3.3497	4.3350	4.2600	3.9248	4.8120	4.4242	4.0731	33.1059		
	S	147.750	129.455	120.164	133.643	145.230	137.299	132.844	141.784	135.927		
9	T	3.9080	3.3069	4.2400	4.2014	3.8909	4.7610	4.3672	4.0422	32.7176		
	S	148.472	131.131	122.856	135.507	146.496	138.770	134.578	142.868	137.541		
10	T	3.8692	3.1735	4.2655	4.2211	3.9036	4.7460	4.3403	4.0130	32.5322		
	S	149.961	136.643	122.121	134.874	146.019	139.208	135.412	143.907	138.324		
11	T	3.8500	3.2242	4.2549	4.1987	3.8799	4.7622	4.3495	4.0113	32.5307		
	S	150.708	134.494	122.426	135.594	146.911	138.735	135.125	143.968	138.331		
12	T	3.8491	3.2478	4.2531	4.1746	3.8551	4.7003	4.3261	3.9824	32.3885		
	S	150.744	133.517	122.478	136.377	147.856	140.562	135.856	145.013	138.938		
13	T	3.8283	3.2115	4.3538	4.2751	4.8802				52.1924	261.2640	36.1413
	S	151.563	135.026	119.645	133.171	116.798				86.219	4.100	108.532
14	T				4.8362	4.1369	5.2786	4.5537	4.1440	280.2248		35.0119
	S				117.720	137.784	125.162	129.066	139.358	16.059		114.292
15	T	3.9666	3.4610	4.3520	4.2508	3.9153	4.8837	4.4121	4.0386	33.2801		
	S	146.278	125.292	119.694	133.932	145.583	135.283	133.208	142.995	135.216		
16	T	3.8915	3.3077	4.2312	4.1758	3.8706	4.7883	4.3342	3.9932	32.5925		
	S	149.101	131.099	123.111	136.338	147.264	137.978	135.602	144.621	138.069		
17	T	3.8621	3.3102	4.1976	4.1563	3.8558	4.7126	4.3048	3.9790	32.3784		
	S	150.236	131.000	124.097	136.977	147.829	140.195	136.528	145.137	138.982		
18	T	3.8409	3.2389	4.1949	4.1497	3.8491	4.6646	4.2777	3.9620	32.1778		
	S	151.065	133.884	124.177	137.195	148.087	141.637	137.393	145.760	139.848		
19	T	3.8177	3.2486	4.1897	4.1491	3.8302	4.7020	4.3055	3.9478	32.1906		
	S	151.983	133.484	124.331	137.215	148.817	140.511	136.506	146.284	139.792		

Event: Mazda St. Louis Pro Mazda Oval Challenge
Track: Gateway Motorsports Park
Report: Section Data Report
Session: Practice 1

Round 14
1.25 mile(s)



Pro Mazda
August 24, 2018

Section Data for Car 2 - VeeKay, Rinus (R)

Lap	T/SF to T1	T1 to SS1	SS1 to T2	T2 to BS	BS to T3	T3 to SS2	SS2 to T4	T4 to SF	Lap	PI to PO	PO to SF	SF to PI
20	T	3.7978	3.3585	4.4556	4.2903	3.9319	4.9460	4.5724	4.0836	33.4361		
	S	152.780	129.116	116.911	132.699	144.968	133.579	128.538	141.419	134.585		
21	T	3.7891	3.4062	4.4908	4.1705	3.8230	4.9488	4.4117	3.9796	33.0197		
	S	153.131	127.308	115.995	136.511	149.098	133.503	133.220	145.115	136.282		
22	T	3.7928	3.4480	4.2805	4.1338	3.8517	4.7040	4.2652	3.9656	32.4416		
	S	152.981	125.765	121.694	137.723	147.987	140.451	137.796	145.627	138.711		
23	T	3.8489	3.2615	4.1733	4.1396	3.8512	4.6968	4.2845	3.9842	32.2400		
	S	150.751	132.956	124.819	137.530	148.006	140.666	137.175	144.948	139.578		
24	T	3.8657	3.2530	4.2211	4.1846	3.8836	4.6865	4.2563	3.9736	32.3244		
	S	150.096	133.304	123.406	136.051	146.771	140.976	138.084	145.334	139.214		
25	T	3.8591	3.2604	4.3656	4.2684	4.1673				49.7530	126.2766	33.7456
	S	150.353	133.001	119.321	133.380	136.779				90.447	8.482	116.237
26	T				4.8773	4.1799	5.1308	4.4822	4.0768	145.1234		34.8542
	S				116.728	136.367	128.768	131.125	141.655	31.008		114.809
27	T	3.9063	3.3989	4.2560	4.1172	3.8302	4.6791	4.2722	3.9647	32.4246		
	S	148.536	127.581	122.394	138.278	148.817	141.198	137.570	145.660	138.784		
28	T	3.8281	3.3348	4.1386	4.0738	3.7996	4.6814	4.2442	3.9408	32.0413		
	S	151.571	130.034	125.866	139.751	150.016	141.129	138.478	146.544	140.444		
29	T	3.8116	3.3144	4.1211	4.0519	3.7826	4.6456	4.2237	3.9117	31.8626		
	S	152.227	130.834	126.400	140.506	150.690	142.217	139.150	147.634	141.231		
30	T	3.7759	3.3376	4.3369	4.1071	3.7407	5.1258	4.4702	4.0205	32.9147		
	S	153.666	129.925	120.111	138.618	152.378	128.893	131.477	143.639	136.717		
31	T	3.8356	3.3923	4.2263	4.0944	3.7892	4.6722	4.2258	3.9060	32.1418		
	S	151.274	127.830	123.254	139.048	150.428	141.407	139.081	147.849	140.005		
32	T	3.7810	3.3420	4.2436	4.0840	3.7696	4.7148	4.2544	3.9142	32.1036		
	S	153.459	129.754	122.752	139.402	151.210	140.129	138.146	147.540	140.171		
33	T	3.7821	3.3608	4.2918	4.0966	4.5611	5.8238	4.7687	4.5035	35.1884		
	S	153.414	129.028	121.373	138.973	124.970	113.445	123.247	128.234	127.883		
34	T	4.1541	3.4348	4.2406	4.1078	3.8105	4.6823	4.2294	3.9244	32.5839		
	S	139.676	126.248	122.839	138.594	149.587	141.102	138.962	147.156	138.105		
35	T	3.8103	3.3030	4.2197	4.0928	3.7989	4.6501	4.2249	3.9283	32.0280		
	S	152.279	131.286	123.447	139.102	150.043	142.079	139.110	147.010	140.502		
36	T	3.8081	3.3174	4.1875	4.0863	3.7950	4.5766	4.1655	3.9001	31.8365		
	S	152.367	130.716	124.396	139.324	150.198	144.361	141.094	148.073	141.347		
37	T	3.7860	3.2873	4.1413	4.0577	3.7729	4.5570	4.1642	3.8822	31.6486		
	S	153.256	131.913	125.784	140.306	151.077	144.982	141.138	148.756	142.186		
38	T	3.8962	3.5593	4.5019	4.7469	5.9180						41.1526
	S	148.921	121.832	115.709	119.935	96.316						95.316

Event: Mazda St. Louis Pro Mazda Oval Challenge
Track: Gateway Motorsports Park
Report: Section Data Report
Session: Practice 1

Round 14
1.25 mile(s)
Pro Mazda
August 24, 2018



Section Data for Car 27 - Soler-Obel, Mathias (R)

Lap	T/SF to T1	T1 to SS1	SS1 to T2	T2 to BS	BS to T3	T3 to SS2	SS2 to T4	T4 to SF	Lap	PI to PO	PO to SF	SF to PI
1	T	4.2345	4.3854	5.0638	4.5535	4.0617	6.1019	5.0935	4.3132	37.8075		49.8179
	S	137.024	98.882	102.869	125.029	140.335	108.275	115.388	133.891	119.024		80.324
2	T	4.1050	4.0526	4.8773	4.4784	4.8045				59.8324	135.1622	42.5615
	S	141.346	107.002	106.803	127.125	118.639				75.210	7.925	92.161
3	T				6.3155	5.5963	6.3596	5.3159	4.4246	160.8895		42.9982
	S				90.146	101.853	103.887	110.560	130.520	27.970		93.064
4	T	4.1710	4.1848	4.9029	4.4494	3.9989	5.8358	4.9804	4.2439	36.7671		
	S	139.110	103.622	106.245	127.954	142.539	113.212	118.008	136.078	122.392		
5	T	4.0625	3.9982	4.7036	4.3488	3.9500	5.6636	5.0544	4.4004	36.1815		
	S	142.825	108.458	110.747	130.914	144.304	116.654	116.280	131.238	124.373		
6	T	4.1110	3.8254	4.5771	4.2718	3.8794	5.2307	4.6098	4.1348	34.6400		
	S	141.140	113.357	113.808	133.274	146.930	126.308	127.495	139.668	129.908		
7	T	3.9439	3.6910	4.5321	4.3232	3.9261	5.3942	4.7004	4.1819	34.6928		
	S	147.120	117.485	114.938	131.689	145.182	122.480	125.038	138.095	129.710		
8	T	3.9712	3.6992	4.5149	4.3235	3.9304	5.4412	4.6844	4.1780	34.7428		
	S	146.109	117.224	115.376	131.680	145.023	121.422	125.465	138.224	129.523		
9	T	3.9767	3.7309	4.5221	4.3162	3.9602	5.6459	4.6942	4.1481	34.9943		
	S	145.907	116.228	115.192	131.903	143.932	117.020	125.203	139.220	128.592		
10	T	3.9189	3.7065	4.5256	4.2950	3.9013	5.3367	4.6282	4.1366	34.4488		
	S	148.059	116.993	115.103	132.554	146.105	123.800	126.988	139.607	130.629		
11	T	3.9099	3.6833	4.4907	4.2958	3.8956	5.4680	4.7210	4.1704	34.6347		
	S	148.400	117.730	115.997	132.529	146.319	120.827	124.492	138.476	129.928		
12	T	3.9375	3.7316	4.5106	4.3003	3.9072	5.4379	4.6989	4.1469	34.6709		
	S	147.359	116.207	115.486	132.390	145.885	121.496	125.078	139.261	129.792		
13	T	3.9219	3.6599	4.4776	4.2986	3.9096	5.3539	4.6156	4.1148	34.3519		
	S	147.945	118.483	116.337	132.443	145.795	123.402	127.335	140.347	130.997		
14	T	3.9175	3.6631	4.4672	4.2974	3.9170	5.3570	4.6194	4.1113	34.3499		
	S	148.112	118.380	116.608	132.480	145.520	123.331	127.230	140.467	131.005		
15	T	3.9127	3.6909	4.4485	4.2738	3.9000	5.4824	4.6361	4.1128	34.4572		
	S	148.293	117.488	117.098	133.211	146.154	120.510	126.772	140.415	130.597		
16	T	3.8814	3.6121	4.4793	4.2639	3.8745	5.2746	4.5809	4.0991	34.0658		
	S	149.489	120.051	116.293	133.521	147.116	125.257	128.300	140.885	132.097		
17	T	3.8879	3.7265	4.4940	4.2848	3.8956	5.3435	4.6006	4.1128	34.3457		
	S	149.239	116.366	115.912	132.869	146.319	123.642	127.750	140.415	131.021		
18	T	3.9070	3.7020	4.4559	4.2611	3.8857	5.3083	4.5676	4.0869	34.1745		
	S	148.510	117.136	116.903	133.608	146.692	124.462	128.673	141.305	131.677		
19	T	3.8898	3.6509	4.4417	4.2613	3.8893	5.3679	4.5746	4.0940	34.1695		
	S	149.166	118.775	117.277	133.602	146.556	123.080	128.476	141.060	131.696		

Event: Mazda St. Louis Pro Mazda Oval Challenge
Track: Gateway Motorsports Park
Report: Section Data Report
Session: Practice 1

Round 14
1.25 mile(s)
Pro Mazda
August 24, 2018



Section Data for Car 27 - Soler-Obel, Mathias (R)

Lap	T/SF to T1	T1 to SS1	SS1 to T2	T2 to BS	BS to T3	T3 to SS2	SS2 to T4	T4 to SF	Lap	PI to PO	PO to SF	SF to PI
20	T	3.8954	3.7381	4.5398	4.3716	4.8274			57.4388	206.8035		40.9608
	S	148.952	116.004	114.743	130.231	118.076			78.344	5.179		95.762
21	T				6.0143	4.6014	5.8582	4.8201	4.1425	229.4817		39.1562
	S				94.661	123.875	112.779	121.933	139.409	19.609		102.196
22	T	3.9995	3.9542	4.5903	4.2537	3.8921	5.3518	4.5718	4.0794	34.6928		
	S	145.075	109.665	113.480	133.841	146.451	123.450	128.555	141.565	129.710		
23	T	3.9080	3.7729	4.4690	4.2116	3.8613	5.2528	4.5503	4.0740	34.0999		
	S	148.472	114.934	116.561	135.179	147.619	125.777	129.162	141.753	131.965		
24	T	3.9035	3.8085	4.5037	4.2184	3.8665	5.2263	4.5073	4.0621	34.0963		
	S	148.643	113.860	115.662	134.961	147.420	126.415	130.395	142.168	131.979		
25	T	3.9082	3.8514	4.5387	4.2107	3.8338	5.2540	4.5222	4.0638	34.1828		
	S	148.464	112.592	114.771	135.207	148.678	125.748	129.965	142.108	131.645		
26	T	3.8801	3.7407	4.4719	4.1981	3.8367	5.1547	4.5180	4.0495	33.8497		
	S	149.539	115.924	116.485	135.613	148.565	128.171	130.086	142.610	132.941		
27	T	3.8948	4.0236	4.9440	4.3609	3.9127	5.3386	4.5508	4.0499	35.0753		
	S	148.975	107.773	105.362	130.551	145.679	123.756	129.148	142.596	128.295		
28	T	3.8654	3.7557	4.4553	4.1758	3.8239	5.2195	4.4913	4.0545	33.8414		
	S	150.108	115.461	116.919	136.338	149.062	126.580	130.859	142.434	132.973		
29	T	3.8682	3.7657	4.4953	4.2322	3.8480	5.1999	4.4822	4.0311	33.9226		
	S	149.999	115.154	115.879	134.521	148.129	127.057	131.125	143.261	132.655		
30	T	3.8611	3.7978	4.4613	4.1892	3.8402	5.1661	4.4631	4.0315	33.8103		
	S	150.275	114.181	116.762	135.901	148.430	127.888	131.686	143.247	133.096		
31	T	3.8729	3.8072	4.4601	4.1897	3.8400	5.1928	4.4923	4.0350	33.8900		
	S	149.817	113.899	116.793	135.885	148.438	127.230	130.830	143.123	132.783		
32	T	3.8884	3.8231	4.4557	4.1916	3.8390	5.1778	4.5169	4.0508	33.9433		
	S	149.220	113.425	116.908	135.824	148.476	127.599	130.117	142.564	132.574		
33	T	3.8994	3.8849	4.5011	4.1742	3.8119	5.2154	4.5547	4.1114	34.1530		
	S	148.799	111.621	115.729	136.390	149.532	126.679	129.038	140.463	131.760		
34	T	3.9113	3.7293	4.4507	4.1627	3.8067	5.1398	4.4885	4.0374	33.7264		
	S	148.346	116.278	117.040	136.767	149.736	128.542	130.941	143.038	133.427		
35	T	3.8555	3.7171	4.3823	4.1566	3.8285	5.1428	4.5287	4.0658	33.6773		
	S	150.493	116.660	118.867	136.967	148.883	128.467	129.778	142.038	133.621		
36	T	3.8910	3.7557	4.4336	4.1853	3.8404	5.1760	4.4948	4.0260	33.8028		
	S	149.120	115.461	117.491	136.028	148.422	127.643	130.757	143.443	133.125		
37	T	3.8664	3.7492	4.4304	4.1866	3.8304	5.1483	4.4659	4.0230	33.7002		
	S	150.069	115.661	117.576	135.986	148.810	128.330	131.603	143.550	133.530		
38	T	3.8615	3.7312	4.3958	4.1563	3.8149	5.1243	4.4634	4.0319	33.5793		
	S	150.260	116.219	118.502	136.977	149.414	128.931	131.677	143.233	134.011		

Event: Mazda St. Louis Pro Mazda Oval Challenge

Round 14

Track: Gateway Motorsports Park

1.25 mile(s)



Report: Section Data Report

Pro Mazda

Session: Practice 1

August 24, 2018

Section Data for Car 27 - Soler-Obel, Mathias (R)

Lap	T/SF to T1	T1 to SS1	SS1 to T2	T2 to BS	BS to T3	T3 to SS2	SS2 to T4	T4 to SF	Lap	PI to PO	PO to SF	SF to PI
39	T	3.8655	3.6878	4.3771	4.1602	3.8231	5.0788	4.4545	4.0401	33.4871		
	S	150.104	117.587	119.008	136.849	149.094	130.086	131.940	142.942	134.380		
40	T	3.8921	3.8990	4.7428	4.5388	4.8603						40.4377
	S	149.078	111.217	109.832	125.434	117.277						97.001

Event: Mazda St. Louis Pro Mazda Oval Challenge
Track: Gateway Motorsports Park
Report: Section Data Report
Session: Practice 1

Round 14
1.25 mile(s)
Pro Mazda
August 24, 2018



Section Data for Car 3 - Askew, Oliver (R)

Lap	T/SF to T1	T1 to SS1	SS1 to T2	T2 to BS	BS to T3	T3 to SS2	SS2 to T4	T4 to SF	Lap	PI to PO	PO to SF	SF to PI	
1	T	4.1120	3.8585	4.5621	4.2922	5.1049	6.2907	4.9860	4.2192	55.8576	42.6668	39.3092	39.3856
	S	141.106	112.385	114.182	132.640	111.657	105.025	117.876	136.874	80.562	25.105	101.798	99.592
2	T				4.8094	4.1519	5.4411	4.7339	4.2088	61.1970		35.0022	
	S				118.376	137.287	121.424	124.153	137.213	73.533		114.324	
3	T	4.0447	3.7276	4.4807	4.2402	3.9229	4.9763	4.4173	4.0521	33.8618			
	S	143.454	116.331	116.256	134.267	145.301	132.766	133.051	142.519	132.893			
4	T	3.9293	3.5565	4.3420	4.1614	3.8676	4.8690	4.4727	4.0668	33.2653			
	S	147.667	121.928	119.970	136.809	147.378	135.691	131.403	142.004	135.276			
5	T	3.9325	3.5823	4.2709	4.1274	3.9420	5.4999	4.4445	4.0073	33.8068			
	S	147.547	121.050	121.967	137.936	144.597	120.126	132.237	144.112	133.109			
6	T	3.8972	3.5874	4.2969	4.1251	3.8362	4.8000	4.3984	4.0379	32.9791			
	S	148.883	120.878	121.229	138.013	148.585	137.642	133.623	143.020	136.450			
7	T	3.9062	3.5108	4.2123	4.1040	3.8224	4.9166	4.5478	4.0828	33.1029			
	S	148.540	123.515	123.664	138.723	149.121	134.378	129.233	141.447	135.940			
8	T	3.9556	3.6708	4.3871	4.3430	4.9042				49.1793	114.1963		35.3587
	S	146.685	118.131	118.737	131.089	116.227				91.502	9.380		110.935
9	T				4.8293	4.1170	5.0614	4.4333	4.0554	134.5515		34.1758	
	S				117.888	138.450	130.533	132.571	142.403	33.444		117.088	
10	T	3.9014	3.4574	4.1758	4.0798	3.8169	4.7806	4.3587	4.0089	32.5795			
	S	148.723	125.423	124.745	139.546	149.336	138.201	134.840	144.054	138.124			
11	T	3.8684	3.4107	4.2222	4.1407	3.8491	4.8109	4.3156	3.9694	32.5870			
	S	149.992	127.140	123.374	137.493	148.087	137.330	136.187	145.488	138.092			
12	T	3.8395	3.5289	4.2846	4.1194	3.8311	4.8107	4.2971	3.9751	32.6864			
	S	151.121	122.881	121.577	138.204	148.782	137.336	136.773	145.279	137.672			
13	T	3.8444	3.3426	4.1421	4.0942	3.8104	4.7945	4.3676	3.9989	32.3947			
	S	150.928	129.730	125.760	139.055	149.591	137.800	134.565	144.415	138.912			
14	T	3.8514	3.3466	4.1938	4.1117	3.8236	4.8307	4.5184	4.0813	32.7575			
	S	150.654	129.575	124.209	138.463	149.074	136.767	130.074	141.499	137.373			
15	T	3.8956	3.3633	4.1477	4.0880	3.8095	4.8108	4.2883	3.9226	32.3258			
	S	148.944	128.932	125.590	139.266	149.626	137.333	137.054	147.224	139.208			
16	T	3.8079	3.3316	4.1877	4.1060	3.8095	4.7993	4.3395	3.9728	32.3543			
	S	152.375	130.159	124.390	138.655	149.626	137.662	135.437	145.363	139.085			
17	T	3.8169	3.3277	4.1577	4.1084	3.8251	4.7646	4.3261	3.9848	32.3113			
	S	152.015	130.311	125.288	138.574	149.016	138.665	135.856	144.926	139.270			
18	T	3.8463	3.3039	4.4698	4.4122	4.9704				52.8203	154.1762		36.1240
	S	150.853	131.250	116.540	129.033	114.679				85.195	6.947		108.584
19	T				4.7898	4.1020	5.0093	4.3548	3.9917	172.1274		34.6475	
	S				118.861	138.957	131.891	134.961	144.675	26.143		115.494	

Event: Mazda St. Louis Pro Mazda Oval Challenge
Track: Gateway Motorsports Park
Report: Section Data Report
Session: Practice 1

Round 14
1.25 mile(s)
Pro Mazda
August 24, 2018



Section Data for Car 3 - Askew, Oliver (R)

Lap	T/SF to T1	T1 to SS1	SS1 to T2	T2 to BS	BS to T3	T3 to SS2	SS2 to T4	T4 to SF	Lap	PI to PO	PO to SF	SF to PI
20	T	3.8716	3.4002	4.1833	4.1046	3.8167	4.7703	4.2958	3.9515	32.3940		
	S	149.868	127.533	124.521	138.702	149.344	138.499	136.814	146.147	138.915		
21	T	3.8266	3.2866	4.1413	4.0735	3.8058	4.7092	4.2853	3.9392	32.0675		
	S	151.630	131.941	125.784	139.761	149.771	140.296	137.150	146.603	140.329		
22	T	3.7991	3.2475	4.1260	4.0632	3.7869	4.6817	4.2506	3.9083	31.8633		
	S	152.728	133.529	126.250	140.116	150.519	141.120	138.269	147.762	141.228		
23	T	3.7847	3.3284	4.3080	4.1180	3.7853	4.9616	4.4587	4.0333	32.7780		
	S	153.309	130.284	120.917	138.251	150.583	133.159	131.816	143.183	137.287		
24	T	3.8617	3.5574	4.4993	4.1393	3.8105	5.1987	4.4002	3.9687	33.4358		
	S	150.252	121.897	115.776	137.540	149.587	127.086	133.568	145.514	134.586		
25	T	3.8190	3.6306	4.2744	4.0598	3.7806	5.0916	4.3516	3.9220	32.9296		
	S	151.932	119.439	121.867	140.233	150.770	129.759	135.060	147.246	136.655		
26	T	3.8019	3.5172	4.2457	4.0973	3.8207	4.8446	4.3235	3.9681	32.6190		
	S	152.615	123.290	122.691	138.950	149.187	136.375	135.938	145.536	137.956		
27	T	3.8515	3.3516	4.1808	4.0992	3.8162	4.6776	4.2678	3.9287	32.1734		
	S	150.650	129.382	124.596	138.885	149.363	141.244	137.712	146.995	139.867		
28	T	3.8183	3.3018	4.1663	4.0814	3.7822	4.8949	4.3602	3.9512	32.3563		
	S	151.960	131.333	125.029	139.491	150.706	134.974	134.794	146.158	139.076		
29	T	3.7964	3.5143	4.2463	4.0994	3.8209	4.7359	4.3050	3.9626	32.4808		
	S	152.836	123.392	122.674	138.878	149.180	139.505	136.522	145.738	138.543		
30	T	3.8353	3.3116	4.1443	4.0872	3.8076	4.6804	4.2803	3.9246	32.0713		
	S	151.286	130.945	125.693	139.293	149.701	141.159	137.310	147.149	140.312		
31	T	3.8243	3.3935	4.2028	4.0580	3.8394	5.0278	4.3182	3.9551	32.6191		
	S	151.721	127.784	123.943	140.295	148.461	131.406	136.105	146.014	137.956		
32	T	3.8166	3.4516	4.2038	4.0471	3.7806	4.7729	4.3340	3.9931	32.3997		
	S	152.027	125.633	123.914	140.673	150.770	138.424	135.609	144.624	138.890		
33	T	3.8523	3.2980	4.1730	4.0946	3.8143	4.6754	4.2657	3.9222	32.0955		
	S	150.618	131.485	124.828	139.041	149.438	141.310	137.780	147.239	140.207		
34	T	3.7898	3.2972	4.3374	4.1607	3.8114	4.6925	4.3100	3.9306	32.3296		
	S	153.102	131.517	120.097	136.832	149.551	140.795	136.364	146.924	139.191		
35	T	3.7920	3.3701	4.2304	4.0384	3.8006	4.9394	4.3486	3.9198	32.4393		
	S	153.014	128.672	123.135	140.976	149.976	133.758	135.153	147.329	138.721		
36	T	3.8106	3.4467	4.3716	4.1063	3.7784	4.9289	4.3628	3.9634	32.7687		
	S	152.267	125.812	119.158	138.645	150.858	134.042	134.713	145.708	137.326		
37	T	3.8016	3.4456	4.2959	4.0758	4.8178				53.1488	83.8124	36.6552
	S	152.627	125.852	121.257	139.683	118.311				84.668	12.780	107.011
38	T				4.8481	4.1234	4.9796	4.3735	3.9944	102.8096		35.4908
	S				117.431	138.235	132.678	134.384	144.577	43.770		112.750

Event: Mazda St. Louis Pro Mazda Oval Challenge

Round 14

Track: Gateway Motorsports Park

1.25 mile(s)



Report: Section Data Report

Pro Mazda

Session: Practice 1

August 24, 2018

Section Data for Car 3 - Askew, Oliver (R)

Lap	T/SF to T1	T1 to SS1	SS1 to T2	T2 to BS	BS to T3	T3 to SS2	SS2 to T4	T4 to SF	Lap	PI to PO	PO to SF	SF to PI
39	T	3.8786	3.3325	4.1173	4.0687	3.7992	4.6572	4.2485	3.9386	32.0406		
	S	149.597	130.123	126.517	139.926	150.032	141.862	138.338	146.626	140.447		
40	T	3.8222	3.2289	4.1558	4.0777	3.7920	4.5926	4.2519	3.9284	31.8495		
	S	151.805	134.298	125.345	139.617	150.316	143.858	138.227	147.006	141.290		
41	T	3.8081	3.2525	4.1391	4.0658	3.7828	4.7544	4.3527	3.9936	32.1490		
	S	152.367	133.324	125.851	140.026	150.682	138.962	135.026	144.606	139.973		
42	T	4.0387	3.6407	4.3663	4.6638	5.3531						40.7330
	S	143.667	119.108	119.302	122.072	106.480						96.298

Event: Mazda St. Louis Pro Mazda Oval Challenge**Round 14****Track:** Gateway Motorsports Park**1.25 mile(s)****Report:** Section Data Report**Pro Mazda****Session:** Practice 1**August 24, 2018****Section Data for Car 79 - Malukas, David (R)**

Lap	T/SF to T1	T1 to SS1	SS1 to T2	T2 to BS	BS to T3	T3 to SS2	SS2 to T4	T4 to SF	Lap	PI to PO	PO to SF	SF to PI	
1	T	5.3963	5.1016	6.1180	5.5357	6.6607	7.7767	6.2761	5.1834	66.6913	258.9546	55.2212	50.0695
	S	107.523	85.000	85.144	102.845	85.577	84.957	93.645	111.413	67.475	4.136	72.465	78.341
2	T				6.1012	4.6639	6.4040	5.0669	4.3053	286.1035		43.7707	
	S				93.312	122.215	103.167	115.993	134.137	15.729		91.422	
3	T	4.3435	4.1965	4.9832	4.5141	4.1292	5.5696	4.8999	4.2042	36.8402			
	S	133.585	103.333	104.533	126.120	138.041	118.623	119.947	137.363	122.149			
4	T	4.0976	3.8275	4.6631	4.5517	5.8744				56.6753	133.3211		40.0984
	S	141.602	113.295	111.709	125.078	97.031				79.400	8.034		97.822
5	T				6.1605	4.5379	5.9228	5.0057	4.3979	158.9136		42.1694	
	S				92.414	125.609	111.549	117.412	131.313	28.317		94.893	
6	T	4.1190	3.7411	4.5279	4.2392	3.9846	5.4407	4.6347	4.1204	34.8076			
	S	140.866	115.911	115.044	134.298	143.051	121.433	126.810	140.156	129.282			
7	T	4.0116	3.6270	4.4682	4.2832	3.9449	5.2738	4.6476	4.1308	34.3871			
	S	144.637	119.558	116.581	132.919	144.490	125.276	126.458	139.803	130.863			
8	T	3.9918	3.5798	4.4808	4.2702	3.9170	5.2094	4.5257	4.0843	34.0590			
	S	145.355	121.134	116.254	133.324	145.520	126.825	129.864	141.395	132.124			
9	T	3.9271	3.4814	4.4049	4.2345	3.8933	5.2088	4.5141	4.0715	33.7356			
	S	147.750	124.558	118.257	134.448	146.405	126.840	130.198	141.840	133.390			
10	T	3.9240	3.4888	4.4139	4.2264	3.8849	5.1060	4.4731	4.0475	33.5646			
	S	147.866	124.294	118.016	134.705	146.722	129.393	131.391	142.681	134.070			
11	T	3.8762	3.3972	4.3531	4.2094	3.8685	5.0510	4.4992	4.0504	33.3050			
	S	149.690	127.645	119.664	135.249	147.344	130.802	130.629	142.579	135.115			
12	T	3.8672	3.3728	4.3456	4.1739	3.8536	5.0729	4.5102	4.0268	33.2230			
	S	150.038	128.569	119.870	136.400	147.914	130.238	130.311	143.414	135.448			
13	T	3.9157	3.4585	4.3762	4.1971	4.0706	5.2460	4.4629	4.0711	33.7981			
	S	148.180	125.383	119.032	135.646	140.028	125.940	131.692	141.854	133.144			
14	T	3.9745	3.5101	4.4512	4.2116	3.9250	5.1238	4.4539	4.0179	33.6680			
	S	145.987	123.540	117.027	135.179	145.223	128.944	131.958	143.732	133.658			
15	T	3.9065	3.4491	4.3367	4.1863	3.8482	5.0637	4.4403	4.0150	33.2458			
	S	148.529	125.724	120.116	135.996	148.121	130.474	132.362	143.836	135.355			
16	T	3.8813	3.4299	4.3405	4.1942	3.8480	4.9369	4.3752	3.9864	32.9924			
	S	149.493	126.428	120.011	135.739	148.129	133.825	134.332	144.868	136.395			
17	T	3.8536	3.3814	4.2691	4.1591	3.8434	4.9571	4.3790	4.0019	32.8446			
	S	150.568	128.242	122.018	136.885	148.306	133.280	134.215	144.306	137.009			
18	T	3.8536	3.3219	4.3219	4.1783	3.8521	4.9430	4.3963	4.0028	32.8699			
	S	150.568	130.539	120.528	136.256	147.971	133.660	133.687	144.274	136.903			
19	T	3.8806	3.3994	4.2986	4.1790	3.8581	4.9176	4.3939	3.9911	32.9183			
	S	149.520	127.563	121.181	136.233	147.741	134.350	133.760	144.697	136.702			

Event: Mazda St. Louis Pro Mazda Oval Challenge**Round 14****Track:** Gateway Motorsports Park**1.25 mile(s)****Report:** Section Data Report**Pro Mazda****Session:** Practice 1**August 24, 2018****Section Data for Car 79 - Malukas, David (R)**

Lap	T/SF to T1	T1 to SS1	SS1 to T2	T2 to BS	BS to T3	T3 to SS2	SS2 to T4	T4 to SF	Lap	PI to PO	PO to SF	SF to PI
20	T	3.8520	3.3823	4.3204	4.1710	3.8429	4.8497	4.3896	3.9863	32.7942		
	S	150.630	128.208	120.570	136.494	148.325	136.231	133.891	144.871	137.219		
21	T	3.8690	3.4410	4.3378	4.1756	3.8524	5.0026	4.4073	4.0078	33.0935		
	S	149.968	126.020	120.086	136.344	147.960	132.068	133.353	144.094	135.978		
22	T	3.8953	3.4427	4.4049	4.6408	6.3526				57.1457	121.3047	40.4433
	S	148.956	125.958	118.257	122.677	89.727				78.746	8.830	96.988
23	T				6.5699	5.0822	5.6978	4.9203	4.8567	147.2743	42.6720	
	S				86.656	112.156	115.954	119.449	118.908	30.555	93.776	
24	T	4.8598	3.6740	4.3867	4.1905	3.8770	4.8988	4.3523	4.0246	34.2637		
	S	119.393	118.028	118.747	135.859	147.021	134.866	135.038	143.493	131.334		
25	T	3.9452	3.4227	4.2811	4.1857	3.8711	4.8678	4.3684	4.0211	32.9631		
	S	147.072	126.694	121.676	136.015	147.245	135.725	134.541	143.617	136.516		
26	T	3.9184	3.3786	4.2643	4.1673	3.8612	4.8460	4.3318	3.9929	32.7605		
	S	148.078	128.348	122.156	136.616	147.623	136.335	135.677	144.632	137.361		
27	T	3.9080	3.3844	4.2758	4.1663	3.8567	4.8313	4.3736	4.0133	32.8094		
	S	148.472	128.128	121.827	136.648	147.795	136.750	134.381	143.897	137.156		
28	T	3.9122	3.3596	4.2487	4.1441	3.8464	4.8876	4.4231	4.6409	33.4626		
	S	148.312	129.074	122.604	137.380	148.191	135.175	132.877	124.437	134.478		
29	T	4.5710	3.5395	4.3622	4.1944	3.8442	4.8964	4.4148	4.0211	33.8436		
	S	126.937	122.513	119.414	135.733	148.275	134.932	133.127	143.617	132.965		
30	T	3.9027	3.3897	4.2563	4.1411	3.8247	4.7861	4.3194	3.9754	32.5954		
	S	148.673	127.928	122.385	137.480	149.031	138.042	136.067	145.268	138.056		
31	T	3.8592	3.3094	4.2876	4.1662	3.8375	4.7396	4.3458	3.9780	32.5233		
	S	150.349	131.032	121.492	136.652	148.534	139.396	135.240	145.173	138.362		
32	T	3.8521	3.3102	4.2796	4.1592	3.8219	4.8084	4.3511	3.9743	32.5568		
	S	150.626	131.000	121.719	136.882	149.140	137.402	135.076	145.309	138.220		
33	T	3.8563	3.3329	4.2744	4.1422	3.8123	4.7554	4.3267	3.9672	32.4674		
	S	150.462	130.108	121.867	137.443	149.516	138.933	135.837	145.569	138.601		
34	T	3.8370	3.2736	4.3679	4.1991	3.8446	4.8346	4.3884	4.0083	32.7535		
	S	151.219	132.465	119.258	135.581	148.260	136.657	133.927	144.076	137.390		
35	T	3.8792	3.3746	4.2716	4.1429	3.8155	4.8111	4.3344	3.9850	32.6143		
	S	149.574	128.500	121.947	137.420	149.391	137.324	135.596	144.918	137.976		
36	T	4.1686	3.5569	4.5358	4.9766	6.4133						43.0657
	S	139.190	121.914	114.844	114.399	88.878						91.082

Event: Mazda St. Louis Pro Mazda Oval Challenge

Round 14

Track: Gateway Motorsports Park

1.25 mile(s)



Report: Section Data Report

Pro Mazda

Session: Practice 1

August 24, 2018

Section Data for Car 8 - Lastochkin, Nikita

Lap	T/SF to T1	T1 to SS1	SS1 to T2	T2 to BS	BS to T3	T3 to SS2	SS2 to T4	T4 to SF	Lap	PI to PO	PO to SF	SF to PI	
1	T	4.1443	4.1648	4.9380	5.5761	6.2246	6.1834	5.1271	4.3494	60.4279	51.4532	39.4451	44.1996
	S	140.006	104.119	105.490	102.100	91.572	106.848	114.632	132.777	74.469	20.818	101.447	88.745
2	T				4.9916	4.1754	5.4220	4.6149	4.1363	71.1177		35.8928	
	S				114.055	136.514	121.852	127.354	139.618	63.275		111.487	
3	T	3.9814	3.8701	4.5956	4.2849	3.9242	5.2874	4.6371	4.1325	34.7132			
	S	145.734	112.048	113.350	132.866	145.253	124.954	126.745	139.746	129.634			
4	T	3.9639	3.8430	4.5347	4.2340	3.8756	5.3842	4.6158	4.1421	34.5933			
	S	146.378	112.838	114.872	134.463	147.074	122.708	127.329	139.422	130.083			
5	T	4.0046	3.8957	4.6763	4.2949	3.9178	5.4661	4.6387	4.1544	35.0485			
	S	144.890	111.312	111.393	132.557	145.490	120.869	126.701	139.009	128.394			
6	T	4.0046	3.9098	4.5581	4.2446	3.9181	5.4139	4.6729	4.1501	34.8721			
	S	144.890	110.910	114.282	134.128	145.479	122.034	125.774	139.153	129.043			
7	T	4.0027	3.8489	4.5588	4.2608	3.9231	5.2842	4.5014	4.0583	34.4382			
	S	144.959	112.665	114.265	133.618	145.293	125.030	130.565	142.301	130.669			
8	T	3.9600	3.8125	4.4465	4.1927	3.8903	5.2672	4.5208	4.0606	34.1506			
	S	146.522	113.741	117.150	135.788	146.518	125.433	130.005	142.220	131.769			
9	T	3.9308	3.7527	4.5072	4.2144	3.8812	5.2281	4.5151	4.0694	34.0989			
	S	147.610	115.553	115.573	135.089	146.862	126.371	130.169	141.913	131.969			
10	T	3.9836	3.7762	4.5082	4.2197	3.8823	5.2227	4.4912	4.0638	34.1477			
	S	145.654	114.834	115.547	134.919	146.820	126.502	130.862	142.108	131.780			
11	T	3.9316	3.7694	4.4592	4.1831	3.8578	5.1606	4.4899	4.0624	33.9140			
	S	147.580	115.041	116.817	136.100	147.753	128.024	130.900	142.157	132.689			
12	T	3.9380	3.7030	4.4531	4.1869	3.8468	5.1582	4.4869	4.0342	33.8071			
	S	147.341	117.104	116.977	135.976	148.175	128.084	130.987	143.151	133.108			
13	T	3.9279	3.8404	4.4664	4.1705	3.8129	5.2423	4.4823	4.0672	34.0099			
	S	147.719	112.914	116.628	136.511	149.493	126.029	131.122	141.990	132.314			
14	T	3.9414	3.7140	4.4252	4.1779	3.8647	5.0495	4.3932	4.0286	33.5945			
	S	147.213	116.757	117.714	136.269	147.489	130.841	133.781	143.350	133.950			
15	T	3.9251	3.7205	4.4337	4.1885	3.8572	5.1000	4.4401	4.0376	33.7027			
	S	147.825	116.553	117.489	135.924	147.776	129.545	132.368	143.031	133.520			
16	T	3.9453	3.8487	4.4803	4.2059	3.8717	5.1956	4.5419	4.0872	34.1766			
	S	147.068	112.671	116.267	135.362	147.222	127.162	129.401	141.295	131.669			
17	T	3.9493	3.7001	4.4078	4.1804	3.8668	5.1940	4.5372	4.0930	33.9286			
	S	146.919	117.196	118.179	136.187	147.409	127.201	129.535	141.095	132.631			
18	T	3.9637	3.7228	4.4012	4.1749	3.8714	5.1391	4.4145	4.0275	33.7151			
	S	146.385	116.481	118.356	136.367	147.234	128.560	133.136	143.389	133.471			
19	T	3.9130	3.6418	4.3663	4.1595	3.8565	5.0754	4.4397	4.0501	33.5023			
	S	148.282	119.072	119.302	136.872	147.802	130.173	132.380	142.589	134.319			

Event: Mazda St. Louis Pro Mazda Oval Challenge
Track: Gateway Motorsports Park
Report: Section Data Report
Session: Practice 1

Round 14
1.25 mile(s)
Pro Mazda
August 24, 2018



Section Data for Car 8 - Lastochkin, Nikita

Lap	T/SF to T1	T1 to SS1	SS1 to T2	T2 to BS	BS to T3	T3 to SS2	SS2 to T4	T4 to SF	Lap	PI to PO	PO to SF	SF to PI
20	T	3.9305	3.6509	4.3451	4.1430	3.8349	5.0616	4.3924	4.0194	33.3778		
	S	147.622	118.775	119.884	137.417	148.635	130.528	133.805	143.678	134.820		
21	T	3.8920	3.6128	4.4337	4.1889	3.8674	5.0796	4.4934	4.0643	33.6321		
	S	149.082	120.028	117.489	135.911	147.386	130.066	130.798	142.091	133.801		
22	T	3.9140	3.6696	4.4204	4.1753	3.8552	5.0409	4.3924	4.0102	33.4780		
	S	148.244	118.170	117.842	136.354	147.852	131.064	133.805	144.008	134.417		
23	T	3.9004	3.6349	4.3083	4.1204	3.8337	5.1370	4.5076	4.0640	33.5063		
	S	148.761	119.298	120.908	138.171	148.681	128.612	130.386	142.101	134.303		
24	T	3.9307	3.6631	4.4461	4.1871	3.8591	5.1061	4.4074	4.0112	33.6108		
	S	147.614	118.380	117.161	135.970	147.703	129.391	133.350	143.972	133.886		
25	T	3.8829	3.5856	4.3724	4.1512	3.8482	5.0731	4.3917	4.0098	33.3149		
	S	149.431	120.938	119.136	137.145	148.121	130.232	133.827	144.022	135.075		
26	T	3.8975	3.6165	4.3687	4.1444	3.8458	5.1173	4.3743	4.0013	33.3658		
	S	148.872	119.905	119.237	137.370	148.214	129.108	134.359	144.328	134.869		
27	T	3.8970	3.6159	4.3225	4.1308	3.8450	5.0486	4.3974	4.0035	33.2607		
	S	148.891	119.925	120.511	137.823	148.244	130.864	133.653	144.249	135.295		
28	T	3.9008	3.6200	4.3819	4.1637	3.8674	5.1315	4.4287	4.0210	33.5150		
	S	148.746	119.789	118.877	136.734	147.386	128.750	132.709	143.621	134.268		
29	T	3.8879	3.5893	4.3082	4.1210	3.8344	5.0661	4.3967	4.0000	33.2036		
	S	149.239	120.814	120.911	138.150	148.654	130.412	133.675	144.375	135.527		
30	T	3.8926	3.6095	4.3505	4.1493	3.8567	5.1882	4.4447	4.0324	33.5239		
	S	149.059	120.138	119.735	137.208	147.795	127.343	132.231	143.215	134.233		
31	T	3.9037	3.6499	4.4331	4.1739	3.8635	5.0935	4.3996	4.0082	33.5254		
	S	148.635	118.808	117.504	136.400	147.535	129.711	133.587	144.080	134.227		
32	T	3.8804	3.5544	4.2727	4.1162	3.8340	5.0245	4.4050	4.0083	33.0955		
	S	149.528	122.000	121.916	138.312	148.670	131.492	133.423	144.076	135.970		
33	T	4.0009	3.8785	4.4487	4.1465	3.8021	4.9673	4.3814	3.9796	33.6050		
	S	145.024	111.805	117.092	137.301	149.917	133.006	134.141	145.115	133.909		
34	T	3.8609	3.5294	4.2830	4.0955	3.7934	4.9784	4.3800	3.9929	32.9135		
	S	150.283	122.864	121.622	139.011	150.261	132.710	134.184	144.632	136.722		
35	T	3.8742	3.5624	4.2763	4.1042	3.7986	4.9694	4.3605	3.9796	32.9252		
	S	149.767	121.726	121.813	138.716	150.055	132.950	134.784	145.115	136.673		
36	T	3.8659	3.5423	4.2901	4.0944	3.7972	4.9133	4.3301	3.9666	32.7999		
	S	150.089	122.417	121.421	139.048	150.111	134.468	135.731	145.591	137.196		
37	T	3.8300	3.5178	4.3656	4.1191	3.7849	5.0266	4.4719	3.9734	33.0893		
	S	151.495	123.269	119.321	138.214	150.598	131.437	131.427	145.342	135.996		
38	T	3.8638	3.9168	4.7444	4.3516	3.9192	5.0953	4.4308	4.0288	34.3507		
	S	150.170	110.712	109.795	130.830	145.438	129.665	132.646	143.343	131.002		

Event: Mazda St. Louis Pro Mazda Oval Challenge
 Track: Gateway Motorsports Park
 Report: Section Data Report
 Session: Practice 1

Round 14
 1.25 mile(s)
 Pro Mazda
 August 24, 2018



Section Data for Car 8 - Lastochkin, Nikita

Lap	T/SF to T1	T1 to SS1	SS1 to T2	T2 to BS	BS to T3	T3 to SS2	SS2 to T4	T4 to SF	Lap	PI to PO	PO to SF	SF to PI
39	T	3.8783	3.6196	4.3663	4.1558	3.8446	4.9621	4.3445	3.9890	33.1602		
	S	149.609	119.802	119.302	136.994	148.260	133.146	135.281	144.773	135.705		
40	T	3.8556	3.5172	4.2627	4.1097	3.8154	4.8988	4.3528	3.9776	32.7898		
	S	150.489	123.290	122.202	138.530	149.395	134.866	135.023	145.188	137.238		
41	T	3.8432	3.5071	4.2939	4.1082	3.8113	4.9052	4.3273	3.9538	32.7500		
	S	150.975	123.645	121.314	138.581	149.555	134.690	135.818	146.062	137.405		
42	T	3.8296	3.5414	4.2711	4.0869	3.7945	4.9150	4.3445	3.9459	32.7289		
	S	151.511	122.448	121.961	139.303	150.217	134.422	135.281	146.354	137.493		
43	T	3.8244	3.4693	4.2508	4.0689	3.7780	4.9131	4.3421	3.9633	32.6099		
	S	151.717	124.992	122.544	139.919	150.873	134.474	135.356	145.712	137.995		
44	T	3.8358	3.4658	4.2651	4.0841	3.7912	4.8977	4.3399	3.9412	32.6208		
	S	151.266	125.119	122.133	139.399	150.348	134.896	135.424	146.529	137.949		
45	T	3.8053	3.4761	4.3175	4.1200	3.8083	4.9833	4.3915	3.9664	32.8684		
	S	152.479	124.748	120.651	138.184	149.673	132.579	133.833	145.598	136.910		
46	T	3.8125	3.4617	4.4114	4.1492	3.8141	5.0121	4.3993	3.9790	33.0393		
	S	152.191	125.267	118.082	137.212	149.445	131.817	133.596	145.137	136.201		
47	T	3.8268	3.5298	4.4266	4.1664	3.8167	5.0669	4.4677	3.9758	33.2767		
	S	151.622	122.850	117.677	136.645	149.344	130.392	131.550	145.254	135.230		
48	T	3.8800	3.8452	4.4676	4.1782	3.8462	5.0868	4.4613	4.0348	33.8001		
	S	149.543	112.773	116.597	136.259	148.198	129.882	131.739	143.130	133.136		
49	T	3.9120	3.6588	4.6073	4.8116	6.3421				65.4728		48.2854
	S	148.320	118.519	113.062	118.322	89.876				68.731		81.236

Event: Mazda St. Louis Pro Mazda Oval Challenge**Round 14****Track:** Gateway Motorsports Park**1.25 mile(s)****Report:** Section Data Report**Pro Mazda****Session:** Practice 1**August 24, 2018****Section Data for Car 82 - Robb, Sting Ray**

Lap	T/SF to T1	T1 to SS1	SS1 to T2	T2 to BS	BS to T3	T3 to SS2	SS2 to T4	T4 to SF	Lap	PI to PO	PO to SF	SF to PI
1	T			5.2193	4.5255	6.4819	5.5056	4.6121	78.5569	55.2152	39.7374	
	S			109.079	125.953	101.927	106.751	125.214	57.283	19.399	100.701	
2	T	4.6346	4.2956	5.2663	4.8333	4.4317	6.3507	5.2303	4.3919	39.4344		
	S	125.195	100.949	98.914	117.791	128.619	104.033	112.370	131.492	114.114		
3	T	4.4613	4.0220	4.9103	4.5839	4.2296	5.6203	4.9232	4.2984	37.0490		
	S	130.058	107.816	106.085	124.200	134.765	117.553	119.379	134.352	121.461		
4	T	4.2604	3.7772	4.6865	4.4135	4.0295	5.3879	4.8427	4.2809	35.6786		
	S	136.191	114.804	111.151	128.995	141.457	122.623	121.364	134.902	126.126		
5	T	4.2513	3.7768	4.6500	4.4083	4.0246	5.2802	4.7432	4.2084	35.3428		
	S	136.482	114.816	112.023	129.147	141.629	125.124	123.909	137.226	127.324		
6	T	4.1707	3.7147	4.6055	4.3875	3.9917	5.1716	4.7117	4.1961	34.9495		
	S	139.120	116.735	113.106	129.759	142.796	127.752	124.738	137.628	128.757		
7	T	4.0554	3.5638	4.5085	4.3050	3.9346	5.1366	4.6063	4.1463	34.2565		
	S	143.075	121.678	115.539	132.246	144.869	128.622	127.592	139.281	131.362		
8	T	4.0874	3.6339	4.5686	4.3571	3.9924	5.3644	4.8628	4.2355	35.1021		
	S	141.955	119.331	114.019	130.664	142.771	123.160	120.862	136.348	128.197		
9	T	4.3097	4.0310	4.8300	4.4458	4.0237	5.1999	4.7110	4.2043	35.7554		
	S	134.633	107.575	107.849	128.058	141.661	127.057	124.756	137.359	125.855		
10	T	4.0983	3.6471	4.5373	4.3383	3.9698	5.2055	4.7750	4.2421	34.8134		
	S	141.578	118.899	114.806	131.231	143.584	126.920	123.084	136.135	129.261		
11	T	4.1252	3.6963	4.6376	4.4758	5.5968			56.8938	137.3900		39.7764
	S	140.654	117.316	112.323	127.199	101.844			79.095	7.796		98.614
12	T				5.1140	4.4230	5.6617	4.8243	4.2576	156.7759		36.5033
	S				111.325	128.872	116.693	121.826	135.640	28.703		109.623
13	T	4.1234	3.6727	4.5484	4.3239	3.9646	5.1783	4.6271	4.1436	34.5820		
	S	140.716	118.070	114.526	131.668	143.772	127.587	127.018	139.372	130.125		
14	T	3.9912	3.5214	4.4765	4.2960	3.9410	5.1226	4.6608	4.1700	34.1795		
	S	145.377	123.143	116.365	132.523	144.633	128.974	126.100	138.489	131.658		
15	T	3.9901	3.5500	4.5020	4.3137	3.9563	5.1131	4.5928	4.1397	34.1577		
	S	145.417	122.151	115.706	131.979	144.074	129.214	127.967	139.503	131.742		
16	T	3.9702	3.4930	4.4866	4.3112	3.9424	5.0974	4.6101	4.1482	34.0591		
	S	146.146	124.144	116.103	132.056	144.582	129.612	127.487	139.217	132.123		
17	T	3.9683	3.5016	4.4494	4.2832	3.9283	4.9586	4.5576	4.1065	33.7535		
	S	146.216	123.839	117.074	132.919	145.101	133.240	128.955	140.631	133.320		
18	T	3.9605	3.5196	4.5309	4.3353	3.9348	4.9244	4.5439	4.1034	33.8528		
	S	146.504	123.206	114.968	131.322	144.861	134.165	129.344	140.737	132.928		
19	T	3.9391	3.4723	4.4688	4.3006	3.9325	5.1384	4.8079	4.2072	34.2668		
	S	147.299	124.884	116.566	132.381	144.946	128.577	122.242	137.265	131.322		

Event: Mazda St. Louis Pro Mazda Oval Challenge
Track: Gateway Motorsports Park
Report: Section Data Report
Session: Practice 1

Round 14
1.25 mile(s)
Pro Mazda
August 24, 2018



Section Data for Car 82 - Robb, Sting Ray

Lap	T/SF to T1	T1 to SS1	SS1 to T2	T2 to BS	BS to T3	T3 to SS2	SS2 to T4	T4 to SF	Lap	PI to PO	PO to SF	SF to PI
20	T	4.0606	3.6927	4.6211	4.3285	3.9281	5.0934	4.5829	4.0992	34.4065		
	S	142.892	117.431	112.724	131.528	145.108	129.713	128.244	140.881	130.789		
21	T	3.9044	3.4277	4.4926	4.2850	3.8993	4.9552	4.5908	4.1025	33.6575		
	S	148.609	126.509	115.948	132.863	146.180	133.331	128.023	140.768	133.700		
22	T	3.9243	3.4362	4.4972	4.3011	3.9203	4.9424	4.5495	4.0910	33.6620		
	S	147.855	126.196	115.830	132.366	145.397	133.676	129.185	141.164	133.682		
23	T	3.9474	3.5444	4.5202	4.3330	4.7884				54.0030	230.3803	36.9877
	S	146.990	122.344	115.240	131.391	119.038				83.329	4.649	106.049
24	T				5.2746	4.3289	5.3862	4.7106	4.2060	250.7171		37.3521
	S				107.936	131.673	122.662	124.767	137.304	17.949		107.132
25	T	4.0056	3.4994	4.4761	4.3007	3.9517	4.8328	4.4664	4.0773	33.6100		
	S	144.854	123.917	116.376	132.378	144.242	136.708	131.589	141.638	133.889		
26	T	3.9359	3.3970	4.4009	4.2618	3.9337	5.0407	4.5701	4.1059	33.6460		
	S	147.419	127.653	118.364	133.586	144.902	131.069	128.603	140.651	133.745		
27	T	3.9189	3.3620	4.4309	4.2611	3.8937	4.8075	4.4796	4.0654	33.2191		
	S	148.059	128.982	117.563	133.608	146.390	137.427	131.201	142.052	135.464		
28	T	3.8899	3.3052	4.4654	4.2777	3.9030	4.8009	4.4304	4.0425	33.1150		
	S	149.163	131.198	116.655	133.090	146.042	137.616	132.658	142.857	135.890		
29	T	3.8922	3.4051	4.3999	4.2525	3.8889	4.8347	4.4710	4.0552	33.1995		
	S	149.074	127.349	118.391	133.878	146.571	136.654	131.453	142.410	135.544		
30	T	3.8877	3.3502	4.3993	4.2530	3.8956	4.8177	4.4847	4.0645	33.1527		
	S	149.247	129.436	118.407	133.863	146.319	137.136	131.052	142.084	135.736		
31	T	3.9043	3.3738	4.3833	4.2429	3.8883	4.7622	4.4648	4.0666	33.0862		
	S	148.612	128.531	118.839	134.181	146.594	138.735	131.636	142.011	136.008		
32	T	3.9018	3.3409	4.4213	4.2581	3.8956	4.7509	4.4461	4.0439	33.0586		
	S	148.708	129.796	117.818	133.702	146.319	139.065	132.189	142.808	136.122		
33	T	3.9025	3.3974	4.4165	4.2657	3.8991	4.8230	4.4819	4.0745	33.2606		
	S	148.681	127.638	117.946	133.464	146.188	136.986	131.134	141.735	135.295		
34	T	3.9316	3.4595	4.4402	4.2876	3.9224	4.8241	4.4668	4.0589	33.3911		
	S	147.580	125.347	117.317	132.782	145.319	136.954	131.577	142.280	134.766		
35	T	3.8950	3.3609	4.4110	4.2578	3.9026	4.7972	4.4125	4.0351	33.0721		
	S	148.967	129.024	118.093	133.712	146.056	137.722	133.196	143.119	136.066		
36	T	3.8939	3.3357	4.4094	4.2559	3.8998	4.7515	4.4703	4.0673	33.0838		
	S	149.009	129.999	118.136	133.772	146.161	139.047	131.474	141.986	136.018		
37	T	3.8998	3.3162	4.4946	4.2825	3.9125	4.7687	4.4370	4.0503	33.1616		
	S	148.784	130.763	115.897	132.941	145.687	138.545	132.461	142.582	135.699		
38	T	3.9038	3.3868	4.4072	4.2558	3.9030	4.8079	4.4641	4.0637	33.1923		
	S	148.631	128.037	118.195	133.775	146.042	137.416	131.656	142.112	135.574		

Event: Mazda St. Louis Pro Mazda Oval Challenge

Round 14

Track: Gateway Motorsports Park

1.25 mile(s)



Report: Section Data Report

Pro Mazda

Session: Practice 1

August 24, 2018

Section Data for Car 82 - Robb, Sting Ray

Lap	T/SF to T1	T1 to SS1	SS1 to T2	T2 to BS	BS to T3	T3 to SS2	SS2 to T4	T4 to SF	Lap	PI to PO	PO to SF	SF to PI
39	T	3.9300	3.4659	4.4881	4.8089	5.3785						39.1822
	S	147.641	125.115	116.065	118.388	105.978						100.109

Event: Mazda St. Louis Pro Mazda Oval Challenge
Track: Gateway Motorsports Park
Report: Section Data Report
Session: Practice 1

Round 14
1.25 mile(s)



Pro Mazda
August 24, 2018

Section Data for Car 83 - Finelli, Charles

Lap	T/SF to T1	T1 to SS1	SS1 to T2	T2 to BS	BS to T3	T3 to SS2	SS2 to T4	T4 to SF	Lap	PO to SF	SF to PI
1	T	4.9829	5.0205	5.7854	5.3102	4.5833	6.4269	5.6731	4.7600	42.5423	54.6896
	S	116.444	86.373	90.039	107.212	124.365	102.799	103.599	121.324	105.777	73.169
2	T	4.6920	4.4498	5.4916	5.0853	4.5075	6.2584	5.2755	4.5225	40.2826	
	S	123.663	97.451	94.856	111.954	126.456	105.567	111.407	127.695	111.711	
3	T	4.3607	3.9893	4.9659	4.6410	4.3072	5.9130	4.9934	4.3866	37.5571	
	S	133.058	108.700	104.897	122.671	132.337	111.734	117.701	131.651	119.818	
4	T	4.4437	4.2861	4.8661	4.5636	4.2552	5.7389	4.8083	4.3209	37.2828	
	S	130.573	101.173	107.049	124.752	133.954	115.123	122.232	133.653	120.699	
5	T	4.2629	4.0612	4.7413	4.4974	4.3037	5.7085	4.6697	4.2639	36.5086	
	S	136.111	106.775	109.866	126.588	132.444	115.737	125.860	135.439	123.259	
6	T	4.4026	4.0973	4.5226	4.3023	4.0135	5.4208	4.6158	4.2177	35.5926	
	S	131.792	105.835	115.179	132.329	142.021	121.879	127.329	136.923	126.431	
7	T	4.1802	3.8201	4.6630	4.3428	4.0494	5.3681	4.6588	4.2393	35.3217	
	S	138.804	113.514	111.711	131.095	140.762	123.076	126.154	136.225	127.400	
8	T	4.1341	3.7456	4.5556	4.2876	4.0528	5.4707	4.6007	4.2109	35.0580	
	S	140.352	115.772	114.345	132.782	140.644	120.767	127.747	137.144	128.359	
9	T	4.0888	3.6281	4.5273	4.3002	4.0369	5.3433	4.5216	4.1818	34.6280	
	S	141.906	119.522	115.060	132.393	141.197	123.647	129.982	138.098	129.953	
10	T	4.1827	3.8115	4.5031	4.2935	4.0293	5.3340	4.5156	4.1758	34.8455	
	S	138.721	113.771	115.678	132.600	141.464	123.862	130.155	138.297	129.141	
11	T	4.1068	3.6805	4.4672	4.2577	4.0233	5.3529	4.6196	4.2399	34.7479	
	S	141.285	117.820	116.608	133.715	141.675	123.425	127.225	136.206	129.504	
12	T	4.1181	3.6242	4.4251	4.2408	4.0209	5.2921	4.5086	4.1835	34.4133	
	S	140.897	119.650	117.717	134.248	141.759	124.843	130.357	138.042	130.763	
13	T	4.0843	3.6396	4.4130	4.2358	4.0003	5.2082	4.4844	4.1659	34.2315	
	S	142.063	119.144	118.040	134.406	142.489	126.854	131.060	138.626	131.458	
14	T	4.1234	3.7163	4.4208	4.4141	4.5921	5.5547	4.5076	4.1521	35.4811	
	S	140.716	116.685	117.831	128.977	124.126	118.941	130.386	139.086	126.828	
15	T	4.0885	3.6403	4.4660	4.3708	4.3415	5.4446	4.4515	4.0745	34.8777	
	S	141.917	119.121	116.639	130.255	131.291	121.346	132.029	141.735	129.022	
16	T	3.9643	3.4775	4.4065	4.2265	3.9642	5.3049	4.5125	4.1014	33.9578	
	S	146.363	124.698	118.214	134.702	143.787	124.542	130.244	140.806	132.517	
17	T	4.0295	3.5799	4.4354	4.2470	3.9710	5.2068	4.4528	4.0784	34.0008	
	S	143.995	121.131	117.444	134.052	143.541	126.888	131.990	141.600	132.350	
18	T	4.0221	3.5741	4.4238	4.2405	3.9725	5.1561	4.4655	4.0933	33.9479	
	S	144.260	121.327	117.752	134.257	143.486	128.136	131.615	141.084	132.556	
19	T	4.0489	3.6027	4.4302	4.2448	4.0218	5.4251	4.4697	4.1012	34.3444	
	S	143.305	120.364	117.581	134.121	141.728	121.782	131.491	140.812	131.026	

Event: Mazda St. Louis Pro Mazda Oval Challenge
Track: Gateway Motorsports Park
Report: Section Data Report
Session: Practice 1

Round 14
1.25 mile(s)
Pro Mazda
August 24, 2018



Section Data for Car 83 - Finelli, Charles

Lap	T/SF to T1	T1 to SS1	SS1 to T2	T2 to BS	BS to T3	T3 to SS2	SS2 to T4	T4 to SF	Lap	PO to SF	SF to PI
20	T	4.0114	3.5829	4.4066	4.2158	3.9199	5.0864	4.4427	4.0803	33.7460	
	S	144.645	121.029	118.211	135.044	145.412	129.892	132.291	141.534	133.349	
21	T	4.0095	3.5571	4.3635	4.1996	3.9793	5.2461	4.4915	4.0934	33.9400	
	S	144.713	121.907	119.379	135.565	143.241	125.938	130.853	141.081	132.587	
22	T	4.0002	3.5266	4.4652	4.2540	3.9528	5.1734	4.4318	4.0803	33.8843	
	S	145.050	122.962	116.660	133.831	144.202	127.707	132.616	141.534	132.805	
23	T	4.0319	3.6218	4.4309	4.2182	3.9344	5.1459	4.4760	4.1288	33.9879	
	S	143.909	119.730	117.563	134.967	144.876	128.390	131.306	139.871	132.400	
24	T	4.0291	3.5895	4.4063	4.2133	3.9491	5.1569	4.3820	4.0778	33.8040	
	S	144.009	120.807	118.219	135.124	144.337	128.116	134.123	141.620	133.120	
25	T	4.0376	3.5927	4.3718	4.2245	3.9663	5.1970	4.4193	4.0708	33.8800	
	S	143.706	120.699	119.152	134.766	143.711	127.128	132.991	141.864	132.822	
26	T	3.9650	3.4890	4.3347	4.1811	3.9162	5.0885	4.3879	4.0553	33.4177	
	S	146.337	124.287	120.172	136.165	145.549	129.838	133.943	142.406	134.659	
27	T	3.9885	3.5280	4.3398	4.1881	3.9160	5.0776	4.4087	4.0650	33.5117	
	S	145.475	122.913	120.031	135.937	145.557	130.117	133.311	142.066	134.281	
28	T	3.9525	3.4393	4.3205	4.1826	3.9083	5.0245	4.3421	4.0385	33.2083	
	S	146.800	126.083	120.567	136.116	145.843	131.492	135.356	142.999	135.508	
29	T	3.9433	3.4661	4.3031	4.1679	3.9297	5.0356	4.3759	4.0610	33.2826	
	S	147.143	125.108	121.054	136.596	145.049	131.202	134.310	142.206	135.206	
30	T	3.9900	3.5705	4.3424	4.2082	3.9223	4.9973	4.3330	4.0311	33.3948	
	S	145.420	121.450	119.959	135.288	145.323	132.208	135.640	143.261	134.752	
31	T	3.9240	3.4310	4.3044	4.1821	3.9106	4.9557	4.3431	4.0241	33.0750	
	S	147.866	126.388	121.018	136.132	145.758	133.318	135.324	143.510	136.054	
32	T	3.9368	3.4250	4.3291	4.2036	3.9322	5.0279	4.3764	4.0327	33.2637	
	S	147.386	126.609	120.327	135.436	144.957	131.403	134.295	143.204	135.283	
33	T	3.9593	3.4964	4.3449	4.2070	3.9298	5.0102	4.4171	4.0638	33.4285	
	S	146.548	124.024	119.890	135.326	145.046	131.867	133.057	142.108	134.616	
34	T	4.0047	3.5716	4.4933	4.2792	3.9775	5.0770	4.4367	4.1105	33.9505	
	S	144.887	121.412	115.930	133.043	143.306	130.132	132.469	140.494	132.546	
35	T	4.0605	3.6491	4.3570	4.2033	3.9399	5.1724	4.4144	4.0827	33.8793	
	S	142.896	118.834	119.557	135.446	144.674	127.732	133.139	141.451	132.824	
36	T	3.9788	3.4746	4.3879	4.2124	3.9302	5.0021	4.3715	4.0623	33.4198	
	S	145.830	124.802	118.715	135.153	145.031	132.081	134.445	142.161	134.651	
37	T	4.0028	3.5296	4.2713	4.1731	4.0204	5.4152	4.5695	4.1267	34.1086	
	S	144.955	122.857	121.956	136.426	141.777	122.005	128.620	139.942	131.932	
38	T	4.1826	3.6245	4.4096	4.2604	4.0890	5.5139	4.5319	4.0982	34.7101	
	S	138.724	119.640	118.131	133.630	139.398	119.821	129.687	140.916	129.645	

Event: Mazda St. Louis Pro Mazda Oval Challenge
Track: Gateway Motorsports Park
Report: Section Data Report
Session: Practice 1

Round 14
1.25 mile(s)
Pro Mazda
August 24, 2018



Section Data for Car 83 - Finelli, Charles

Lap	T/SF to T1	T1 to SS1	SS1 to T2	T2 to BS	BS to T3	T3 to SS2	SS2 to T4	T4 to SF	Lap	PO to SF	SF to PI
39	T	3.9911	3.5131	4.4510	4.2820	3.9436	5.0273	4.3866	4.0522	33.6469	
	S	145.380	123.434	117.032	132.956	144.538	131.419	133.982	142.515	133.742	
40	T	3.9399	3.4817	4.3409	4.2244	3.9107	5.0696	4.3926	4.0345	33.3943	
	S	147.270	124.547	120.000	134.769	145.754	130.322	133.799	143.140	134.754	
41	T	3.9328	3.4781	4.3793	4.2212	3.9066	4.9336	4.3418	4.0070	33.2004	
	S	147.535	124.676	118.948	134.871	145.907	133.915	135.365	144.123	135.541	
42	T	3.9593	3.5591	4.3792	4.2062	3.9103	5.0071	4.3253	4.0082	33.3547	
	S	146.548	121.839	118.951	135.352	145.769	131.949	135.881	144.080	134.914	
43	T	3.9408	3.4942	4.3454	4.1979	3.8925	4.9358	4.3386	4.0369	33.1821	
	S	147.236	124.102	119.876	135.620	146.435	133.855	135.465	143.055	135.615	
44	T	3.9359	3.4891	4.3026	4.1715	3.8903	5.0111	4.3397	4.0131	33.1533	
	S	147.419	124.283	121.068	136.478	146.518	131.844	135.430	143.904	135.733	
45	T	3.8770	3.3255	4.3153	4.1869	3.9020	4.9207	4.3732	4.0186	32.9192	
	S	149.659	130.397	120.712	135.976	146.079	134.266	134.393	143.707	136.698	
46	T	3.9370	3.5089	4.4141	4.2210	3.9065	5.0661	4.3983	4.0723	33.5242	
	S	147.378	123.582	118.010	134.878	145.911	130.412	133.626	141.812	134.231	
47	T	4.0161	3.6097	4.3900	4.2460	3.9548	5.0893	4.4839	4.1140	33.9038	
	S	144.475	120.131	118.658	134.083	144.129	129.818	131.075	140.374	132.728	
48	T	4.2002	3.9078	4.6203	4.3494	4.2188	5.4108	4.4884	4.1241	35.3198	
	S	138.143	110.967	112.744	130.896	135.110	122.104	130.944	140.031	127.407	
49	T	3.9668	3.5070	4.4151	4.2232	3.9390	5.1125	4.4130	4.0803	33.6569	
	S	146.271	123.649	117.984	134.807	144.707	129.229	133.181	141.534	133.702	
50	T	3.9797	3.6291	5.2463	5.7681	7.9931				72.8626	56.5667
	S	145.797	119.489	99.291	98.701	71.312				61.760	69.343

Event: Mazda St. Louis Pro Mazda Oval Challenge**Round 14****Track:** Gateway Motorsports Park**1.25 mile(s)****Report:** Section Data Report**Pro Mazda****Session:** Practice 1**August 24, 2018****Section Data for Car 9 - Megennis, Robert (R)**

Lap	T/SF to T1	T1 to SS1	SS1 to T2	T2 to BS	BS to T3	T3 to SS2	SS2 to T4	T4 to SF	Lap	PI to PO	PO to SF	SF to PI
1	T	4.3526	3.8724	4.9817	4.7145	4.1600	5.5057	4.9882	4.3811	36.9562		40.7328
	S	133.306	111.981	104.565	120.759	137.019	120.000	117.824	131.816	121.766		98.240
2	T	4.0991	3.5807	4.8423	4.6672	5.9970				59.4771	148.5035	43.0968
	S	141.550	121.104	107.575	121.983	95.048				75.659	7.213	91.016
3	T				4.9245	4.1579	5.3502	4.7904	4.2436	167.9523		35.8291
	S				115.609	137.088	123.487	122.689	136.087	26.793		111.685
4	T	4.0090	3.4741	4.6049	4.4276	4.0006	5.3035	4.7151	4.2021	34.7369		
	S	144.731	124.820	113.121	128.584	142.479	124.575	124.648	137.431	129.545		
5	T	3.9844	3.4054	4.5174	4.3437	3.9567	5.1433	4.7103	4.2006	34.2618		
	S	145.625	127.338	115.312	131.068	144.059	128.455	124.775	137.480	131.342		
6	T	3.9900	3.4192	4.5157	4.3459	3.9563	4.9211	4.5030	4.0904	33.7416		
	S	145.420	126.824	115.355	131.001	144.074	134.255	130.519	141.184	133.367		
7	T	3.9320	3.3169	4.4523	4.3370	3.9425	4.8735	4.4961	4.0870	33.4373		
	S	147.565	130.735	116.998	131.270	144.578	135.566	130.719	141.302	134.580		
8	T	3.9131	3.2458	4.4280	4.2998	3.9243	4.8591	4.4264	4.0587	33.1552		
	S	148.278	133.599	117.640	132.406	145.249	135.968	132.778	142.287	135.725		
9	T	3.9038	3.3391	4.4201	4.2863	3.9096	4.8565	4.4392	4.0650	33.2196		
	S	148.631	129.866	117.850	132.823	145.795	136.041	132.395	142.066	135.462		
10	T	3.8899	3.2569	4.3453	4.2220	3.8718	4.8155	4.3973	4.0294	32.8281		
	S	149.163	133.144	119.879	134.846	147.218	137.199	133.656	143.322	137.078		
11	T	3.8629	3.4225	4.5183	4.2413	3.8801	4.9562	4.5659	4.1286	33.5758		
	S	150.205	126.702	115.289	134.232	146.903	133.304	128.721	139.878	134.025		
12	T	3.9397	3.4419	4.5509	4.3871	5.1748				52.4787	225.5706	36.3034
	S	147.277	125.987	114.463	129.771	110.149				85.749	4.749	108.048
13	T				5.8532	4.6278	5.3294	4.6310	4.1534	246.7631		37.3678
	S				97.266	123.169	123.969	126.912	139.043	18.236		107.087
14	T	3.9472	3.3854	4.3961	4.2641	3.8993	4.9272	4.4052	4.0403	33.2648		
	S	146.997	128.090	118.493	133.514	146.180	134.089	133.417	142.935	135.278		
15	T	3.8851	3.3498	4.4511	4.2956	3.9192	4.9000	4.4011	4.0354	33.2373		
	S	149.347	129.451	117.029	132.535	145.438	134.833	133.541	143.108	135.390		
16	T	3.8717	3.3100	4.4054	4.2547	3.8848	4.8266	4.3513	3.9865	32.8910		
	S	149.864	131.008	118.243	133.809	146.726	136.883	135.069	144.864	136.816		
17	T	3.8318	3.3479	4.6544	4.3463	3.9161	5.0987	4.4079	4.0151	33.6182		
	S	151.424	129.525	111.918	130.989	145.553	129.578	133.335	143.832	133.856		
18	T	3.8477	3.3323	4.4946	4.2946	3.8777	4.9927	4.5540	4.0403	33.4339		
	S	150.798	130.131	115.897	132.566	146.994	132.330	129.057	142.935	134.594		
19	T	3.8612	3.3422	4.4313	4.2494	3.8553	4.9288	4.4569	4.0061	33.1312		
	S	150.271	129.746	117.552	133.976	147.848	134.045	131.869	144.155	135.824		

Event: Mazda St. Louis Pro Mazda Oval Challenge
Track: Gateway Motorsports Park
Report: Section Data Report
Session: Practice 1

Round 14
1.25 mile(s)



Pro Mazda
August 24, 2018

Section Data for Car 9 - Megennis, Robert (R)

Lap	T/SF to T1	T1 to SS1	SS1 to T2	T2 to BS	BS to T3	T3 to SS2	SS2 to T4	T4 to SF	Lap	PI to PO	PO to SF	SF to PI
20	T	3.7970	3.2670	5.0100	4.4859	3.9666	4.8853	4.4650	4.0049	33.8817		
	S	152.812	132.732	103.974	126.913	143.700	135.239	131.630	144.198	132.815		
21	T	3.8106	3.2858	4.8375	4.4026	3.9004	4.9649	4.5651	4.0541	33.8210		
	S	152.267	131.973	107.681	129.314	146.139	133.071	128.744	142.448	133.053		
22	T	3.8627	3.4419	4.8717	4.3317	3.8831	4.8832	4.4214	3.9900	33.6857		
	S	150.213	125.987	106.926	131.431	146.790	135.297	132.928	144.737	133.588		
23	T	3.8222	3.2964	4.5232	4.2832	4.7732				52.5300	202.4878	36.4687
	S	151.805	131.548	115.164	132.919	119.417				85.665	5.290	107.558
24	T				4.9792	4.2306	5.1796	4.5035	4.0805	222.3137		35.8872
	S				114.339	134.733	127.555	130.505	141.527	20.242		111.505
25	T	3.8943	3.3211	4.3199	4.2011	3.8616	4.7809	4.3552	3.9954	32.7295		
	S	148.994	130.570	120.584	135.516	147.607	138.192	134.948	144.541	137.491		
26	T	3.8342	3.2176	4.4311	4.2389	3.8755	4.8006	4.3516	3.9926	32.7421		
	S	151.329	134.770	117.558	134.308	147.078	137.625	135.060	144.643	137.438		
27	T	3.8444	3.2871	4.3327	4.1836	3.8322	4.7664	4.3596	3.9950	32.6010		
	S	150.928	131.921	120.227	136.083	148.740	138.612	134.812	144.556	138.033		
28	T	3.8371	3.2527	4.4053	4.1918	3.8330	4.7642	4.3882	4.0273	32.6996		
	S	151.215	133.316	118.246	135.817	148.709	138.676	133.934	143.396	137.616		
29	T	3.8884	3.2813	4.3356	4.2107	3.8721	4.6987	4.3266	3.9962	32.6096		
	S	149.220	132.154	120.147	135.207	147.207	140.609	135.840	144.512	137.996		
30	T	3.8686	3.1961	4.3379	4.2176	3.8862	4.7677	4.3126	3.9919	32.5786		
	S	149.984	135.677	120.083	134.986	146.673	138.575	136.281	144.668	138.127		
31	T	3.8677	3.1952	4.2996	4.1786	3.8630	4.7108	4.3401	3.9993	32.4543		
	S	150.019	135.715	121.153	136.246	147.554	140.248	135.418	144.400	138.657		
32	T	3.8701	3.2546	4.4062	4.2725	3.9044	4.7089	4.3659	3.9994	32.7820		
	S	149.926	133.238	118.222	133.252	145.989	140.305	134.618	144.397	137.270		
33	T	3.8669	3.2773	4.2881	4.1771	3.8552	4.7338	4.3252	4.0019	32.5255		
	S	150.050	132.315	121.478	136.295	147.852	139.567	135.884	144.306	138.353		
34	T	3.8650	3.2550	4.3509	4.2200	3.8742	4.7679	4.3907	4.0228	32.7465		
	S	150.123	133.222	119.724	134.910	147.127	138.569	133.857	143.557	137.419		
35	T	3.8784	3.2787	4.3001	4.1896	3.8620	4.6969	4.3746	4.0220	32.6023		
	S	149.605	132.259	121.139	135.888	147.592	140.663	134.350	143.585	138.027		
36	T	3.8989	3.3782	4.6777	4.4548	5.5703						38.7448
	S	148.818	128.363	111.360	127.799	102.328						101.239

Event: Mazda St. Louis Pro Mazda Oval Challenge

Round 14

Track: Gateway Motorsports Park

1.25 mile(s)



Report: Section Data Report

Pro Mazda

Session: Practice 1

August 24, 2018

Section Data for Car 90 - Thompson, Parker (R)

Lap	T/SF to T1	T1 to SS1	SS1 to T2	T2 to BS	BS to T3	T3 to SS2	SS2 to T4	T4 to SF	Lap	PI to PO	PO to SF	SF to PI
1	T	4.1871	4.0853	4.7102	4.3795	4.0201	5.5724	4.7320	4.2656	35.9522		41.9756
	S	138.575	106.146	110.592	129.996	141.788	118.563	124.203	135.385	125.166		95.331
2	T	4.1391	3.8035	4.6919	4.5190	5.9353				60.8059	123.6737	44.5688
	S	140.182	114.010	111.023	125.983	96.036				74.006	8.661	88.010
3	T				5.8615	5.4084	6.2171	4.9005	4.2742	147.6061		40.1695
	S				97.128	105.392	106.268	119.932	135.113	30.487		99.618
4	T	4.1327	3.9550	4.6762	4.4361	4.0455	5.4288	4.6724	4.2291	35.5758		
	S	140.399	109.643	111.396	128.338	140.897	121.699	125.787	136.554	126.490		
5	T	4.0971	3.8312	4.5129	4.2794	3.9371	5.1957	4.6229	4.2041	34.6804		
	S	141.619	113.186	115.427	133.037	144.777	127.159	127.134	137.366	129.756		
6	T	4.0331	3.6976	4.3349	4.2455	3.9273	5.1370	4.5812	4.1772	34.1338		
	S	143.866	117.275	120.166	134.099	145.138	128.612	128.291	138.251	131.834		
7	T	4.0135	3.5716	4.3066	4.2449	3.9341	5.0654	4.5460	4.1665	33.8486		
	S	144.569	121.412	120.956	134.118	144.887	130.430	129.284	138.606	132.945		
8	T	4.0036	3.5270	4.3058	4.2363	3.9173	5.1559	4.6159	4.1806	33.9424		
	S	144.926	122.948	120.978	134.390	145.508	128.141	127.327	138.138	132.578		
9	T	4.0001	3.7490	4.4420	4.1780	3.8457	5.2062	4.5496	4.1520	34.1226		
	S	145.053	115.667	117.269	136.266	148.217	126.903	129.182	139.090	131.877		
10	T	3.9672	3.5063	4.3678	4.2904	3.9636	5.0333	4.4642	4.1305	33.7233		
	S	146.256	123.673	119.261	132.696	143.809	131.262	131.653	139.814	133.439		
11	T	3.9720	3.4582	4.2849	4.2406	3.9431	5.0258	4.4881	4.1317	33.5444		
	S	146.079	125.394	121.569	134.254	144.556	131.458	130.952	139.773	134.151		
12	T	3.9684	3.4441	4.2388	4.2045	3.9126	4.9265	4.4015	4.0803	33.1767		
	S	146.212	125.907	122.891	135.407	145.683	134.108	133.529	141.534	135.637		
13	T	3.9195	3.3738	4.2226	4.2068	3.8966	4.8775	4.4196	4.0905	33.0069		
	S	148.036	128.531	123.362	135.333	146.281	135.455	132.982	141.181	136.335		
14	T	3.9308	3.3953	4.3163	4.2614	3.9312	4.9307	4.4427	4.0861	33.2945		
	S	147.610	127.717	120.684	133.599	144.994	133.994	132.291	141.333	135.157		
15	T	3.9216	3.3990	4.2562	4.2219	3.8998	4.9109	4.5169	4.1080	33.2343		
	S	147.957	127.578	122.388	134.849	146.161	134.534	130.117	140.579	135.402		
16	T	3.9216	3.4918	4.3169	4.2149	3.8697	5.2807	4.6564	4.1455	33.8975		
	S	147.957	124.187	120.667	135.073	147.298	125.113	126.219	139.308	132.753		
17	T	3.9280	3.6292	4.4166	4.1732	3.8292	5.0908	4.4612	4.1171	33.6453		
	S	147.716	119.485	117.943	136.422	148.856	129.780	131.742	140.269	133.748		
18	T	3.9461	3.3872	4.2267	4.2135	3.9093	4.8493	4.3711	4.0801	32.9833		
	S	147.038	128.022	123.243	135.118	145.806	136.243	134.458	141.541	136.433		
19	T	3.9254	3.3516	4.2520	4.2388	3.9289	4.8058	4.3755	4.0696	32.9476		
	S	147.814	129.382	122.509	134.311	145.079	137.476	134.322	141.906	136.581		

Event: Mazda St. Louis Pro Mazda Oval Challenge
Track: Gateway Motorsports Park
Report: Section Data Report
Session: Practice 1

Round 14
1.25 mile(s)
Pro Mazda
August 24, 2018



Section Data for Car 90 - Thompson, Parker (R)

Lap	T/SF to T1	T1 to SS1	SS1 to T2	T2 to BS	BS to T3	T3 to SS2	SS2 to T4	T4 to SF	Lap	PI to PO	PO to SF	SF to PI
20	T	3.9144	3.3178	4.2409	4.1944	3.8913	4.7862	4.3572	4.0470	32.7492		
	S	148.229	130.700	122.830	135.733	146.481	138.039	134.886	142.698	137.408		
21	T	3.8943	3.2839	4.3998	4.2665	3.9279	4.7901	4.3352	4.0362	32.9339		
	S	148.994	132.049	118.394	133.439	145.116	137.927	135.571	143.080	136.637		
22	T	3.8826	3.3448	4.2401	4.2007	3.8883	4.7530	4.3215	4.0406	32.6716		
	S	149.443	129.645	122.853	135.529	146.594	139.003	136.001	142.924	137.734		
23	T	3.8819	3.3933	4.2479	4.1907	3.8734	4.8807	4.3956	4.0657	32.9292		
	S	149.470	127.792	122.627	135.853	147.158	135.366	133.708	142.042	136.657		
24	T	3.8941	3.4034	4.2110	4.1437	3.8255	5.0042	4.5149	4.0938	33.0906		
	S	149.002	127.413	123.702	137.394	149.000	132.025	130.175	141.067	135.990		
25	T	3.8940	3.4868	4.2994	4.2117	3.8702	4.9937	4.4794	4.0731	33.3083		
	S	149.005	124.365	121.159	135.175	147.279	132.303	131.207	141.784	135.101		
26	T	3.9052	3.5111	4.3010	4.1555	3.8324	5.0933	4.4448	4.0319	33.2752		
	S	148.578	123.504	121.113	137.004	148.732	129.716	132.228	143.233	135.236		
27	T	3.8792	3.5774	4.3063	4.1925	3.8515	5.0456	4.4278	4.0457	33.3260		
	S	149.574	121.216	120.964	135.794	147.994	130.942	132.736	142.744	135.030		
28	T	3.8689	3.5447	4.3031	4.1234	3.8065	5.1660	4.5624	4.0710	33.4460		
	S	149.972	122.334	121.054	138.070	149.744	127.890	128.820	141.857	134.545		
29	T	3.8905	3.7352	4.4913	4.1945	3.8370	5.1582	4.4529	4.0149	33.7745		
	S	149.140	116.095	115.982	135.730	148.554	128.084	131.988	143.839	133.237		
30	T	3.8384	3.5383	4.3900	4.2509	3.9324	5.0455	4.3954	4.0287	33.4196		
	S	151.164	122.555	118.658	133.929	144.950	130.945	133.714	143.346	134.652		
31	T	3.8845	3.5066	4.3288	4.2038	4.1363				52.4001	132.8084	36.2129
	S	149.370	123.663	120.336	135.429	137.804				85.878	8.065	108.318
32	T				4.8986	4.1616	5.2587	4.4761	4.0938	151.3463		
	S				116.221	136.967	125.636	131.303	141.067	29.733	34.7251	
33	T	3.9488	3.5221	4.2267	4.1864	3.8999	4.9862	4.4006	4.0684	33.2391		
	S	146.938	123.119	123.243	135.992	146.158	132.502	133.556	141.948	135.383		
34	T	3.9180	3.4262	4.2192	4.1895	3.8916	4.8244	4.3516	4.0337	32.8542		
	S	148.093	126.565	123.462	135.892	146.469	136.946	135.060	143.169	136.969		
35	T	3.8850	3.3703	4.1654	4.1449	3.8482	4.7681	4.3064	3.9965	32.4848		
	S	149.351	128.664	125.056	137.354	148.121	138.563	136.478	144.501	138.526		
36	T	3.8583	3.3528	4.2309	4.1797	3.8507	4.9205	4.4677	4.0238	32.8844		
	S	150.384	129.336	123.120	136.210	148.025	134.271	131.550	143.521	136.843		
37	T	3.8507	3.6296	4.4969	4.2344	3.8381	5.1087	4.4628	4.0505	33.6717		
	S	150.681	119.472	115.837	134.451	148.511	129.325	131.695	142.575	133.643		
38	T	3.8218	3.5596	4.2843	4.1428	3.8481	4.7724	4.3257	4.0256	32.7803		
	S	151.820	121.822	121.586	137.424	148.125	138.438	135.869	143.457	137.278		

Event: Mazda St. Louis Pro Mazda Oval Challenge
Track: Gateway Motorsports Park
Report: Section Data Report
Session: Practice 1

Round 14
1.25 mile(s)
Pro Mazda
August 24, 2018



Section Data for Car 90 - Thompson, Parker (R)

Lap	T/SF to T1	T1 to SS1	SS1 to T2	T2 to BS	BS to T3	T3 to SS2	SS2 to T4	T4 to SF	Lap	PI to PO	PO to SF	SF to PI
39	T	3.8795	3.3390	4.2258	4.1978	3.8817	4.7547	4.3097	4.0185	32.6067		
	S	149.562	129.870	123.269	135.623	146.843	138.953	136.373	143.710	138.008		
40	T	3.8829	3.3171	4.1898	4.1769	3.8715	4.6902	4.2862	4.0110	32.4256		
	S	149.431	130.728	124.328	136.302	147.230	140.864	137.121	143.979	138.779		
41	T	3.8682	3.3189	4.1740	4.1565	3.8538	4.6850	4.2770	3.9875	32.3209		
	S	149.999	130.657	124.799	136.971	147.906	141.021	137.416	144.828	139.229		
42	T	3.8559	3.2638	4.2295	4.1981	3.8681	4.6986	4.3021	3.9907	32.4068		
	S	150.478	132.862	123.161	135.613	147.359	140.612	136.614	144.711	138.860		
43	T	3.8506	3.3252	4.2761	4.2106	3.8769	4.7669	4.3763	4.0275	32.7101		
	S	150.685	130.409	121.819	135.211	147.025	138.598	134.298	143.389	137.572		
44	T	3.8554	3.4037	4.4443	4.3245	3.9400	4.7647	4.3062	4.0170	33.0558		
	S	150.497	127.401	117.208	131.649	144.670	138.662	136.484	143.764	136.133		
45	T	3.8743	3.2886	4.2219	4.1971	3.8762	4.6563	4.2720	3.9962	32.3826		
	S	149.763	131.860	123.383	135.646	147.051	141.890	137.577	144.512	138.964		
46	T	3.8764	3.4129	4.3291	4.6450	6.0184						41.3345
	S	149.682	127.058	120.327	122.566	94.710						94.897

Event: Mazda St. Louis Pro Mazda Oval Challenge

Track: Gateway Motorsports Park

Report: Section Data Report

Session: Practice 1

Round 14

1.25 mile(s)








Pro Mazda

August 24, 2018

Section Data for Car

Report Support Information

Section Legend	
Name	Length
SF to T1	0.161174 miles
T1 to SS1	0.120455 miles
SS1 to T2	0.144697 miles
T2 to BS	0.158144 miles
BS to T3	0.158333 miles
T3 to SS2	0.183523 miles
SS2 to T4	0.163258 miles
T4 to SF	0.160417 miles
T1 to T2	0.265152 miles
T2 to T3	0.316477 miles
T3 to T4	0.346780 miles
Lap	1.250000 miles
PI to PO	0.297538 miles
PO to SF	1.111553 miles
SF to PI	1.089583 miles
PO to T2	0.287879 miles
T3 to PI	0.346780 miles
PO to PI	0.951136 miles

Color Legend	
	Fastest Lap
	Section Under Caution
	Section Under Green
	Section Time Data
	Section Speed Data

