

Event: Lucas Oil RTI Open Test

Track: Lucas Oil Raceway

0.686 mile(s)



Report: Lap Report

Indy Pro 2000 Championship

Session: Indy Pro 2000 Test Session 1

August 20, 2020

Lap Data for Car 1 - Eves, Braden (R)

Best Lap

| Lap | Time | Speed | Session Time | Lap TOD | TL |
|-----|------------|---------|--------------|----------|-----|
| 0 | No Time | ***** | 00:00:04 | 12:45:05 | SFP |
| 1 | 00:33.4860 | 73.750 | 00:00:38 | 12:45:38 | SF |
| 2 | 00:23.7212 | 104.109 | 00:01:01 | 12:46:02 | SF |
| 3 | 00:22.5142 | 109.691 | 00:01:24 | 12:46:25 | SF |
| 4 | 00:22.2989 | 110.750 | 00:01:46 | 12:46:47 | SF |
| 5 | 00:22.1506 | 111.491 | 00:02:08 | 12:47:09 | SF |
| 6 | 07:02.6116 | 5.844 | 00:09:11 | 12:54:12 | SFP |
| 7 | 00:30.8558 | 80.037 | 00:09:42 | 12:54:43 | SF |
| 8 | 00:22.1802 | 111.343 | 00:10:04 | 12:55:05 | SF |
| 9 | 00:21.9343 | 112.591 | 00:10:26 | 12:55:27 | SF |
| 10 | 00:21.8598 | 112.975 | 00:10:48 | 12:55:49 | SF |
| 11 | 00:21.6087 | 114.287 | 00:11:09 | 12:56:10 | SF |
| 12 | 00:21.8027 | 113.270 | 00:11:31 | 12:56:32 | SF |
| 13 | 00:21.9256 | 112.635 | 00:11:53 | 12:56:54 | SF |
| 14 | 00:21.9156 | 112.687 | 00:12:15 | 12:57:16 | SF |
| 15 | 00:21.9649 | 112.434 | 00:12:37 | 12:57:38 | SF |
| 16 | 00:21.8199 | 113.181 | 00:12:59 | 12:57:60 | SF |
| 17 | 00:21.7407 | 113.593 | 00:13:21 | 12:58:21 | SF |
| 18 | 00:21.6301 | 114.174 | 00:13:42 | 12:58:43 | SF |
| 19 | 00:21.4759 | 114.994 | 00:14:04 | 12:59:04 | SF |
| 20 | 03:45.3008 | 10.961 | 00:17:49 | 13:02:50 | SFP |
| 21 | 00:29.2993 | 84.289 | 00:18:18 | 13:03:19 | SF |
| 22 | 00:21.7606 | 113.490 | 00:18:40 | 13:03:41 | SF |
| 23 | 00:21.5615 | 114.537 | 00:19:02 | 13:04:02 | SF |
| 24 | 00:21.2366 | 116.290 | 00:19:23 | 13:04:24 | SF |
| 25 | 00:21.1390 | 116.827 | 00:19:44 | 13:04:45 | SF |
| 26 | 00:21.2225 | 116.367 | 00:20:05 | 13:05:06 | SF |
| 27 | 00:21.3244 | 115.811 | 00:20:27 | 13:05:27 | SF |
| 28 | 03:15.0963 | 12.658 | 00:23:42 | 13:08:42 | SFP |
| 29 | 00:30.7705 | 80.259 | 00:24:12 | 13:09:13 | SF |
| 30 | 00:21.3427 | 115.712 | 00:24:34 | 13:09:34 | SF |
| 31 | 00:21.2414 | 116.264 | 00:24:55 | 13:09:56 | SF |
| 32 | 00:21.1842 | 116.577 | 00:25:16 | 13:10:17 | SF |
| 33 | 00:21.1566 | 116.730 | 00:25:37 | 13:10:38 | SF |
| 34 | 00:21.2921 | 115.987 | 00:25:59 | 13:10:59 | SF |
| 35 | 00:21.5745 | 114.468 | 00:26:20 | 13:11:21 | SF |
| 36 | 02:00.2070 | 20.545 | 00:28:20 | 13:13:21 | SFP |
| 37 | 00:30.6138 | 80.670 | 00:28:51 | 13:13:52 | SF |
| 38 | 00:21.6196 | 114.230 | 00:29:13 | 13:14:13 | SF |
| 39 | 00:21.3998 | 115.403 | 00:29:34 | 13:14:35 | SF |
| 40 | 00:21.4639 | 115.058 | 00:29:55 | 13:14:56 | SF |
| 41 | 00:21.6909 | 113.854 | 00:30:17 | 13:15:18 | SF |

Event: Lucas Oil RTI Open Test

Track: Lucas Oil Raceway

0.686 mile(s)



Report: Lap Report

Indy Pro 2000 Championship

Session: Indy Pro 2000 Test Session 1

August 20, 2020

Lap Data for Car 17 - DeFrancesco, Devlin (R)

Best Lap

| Lap | Time | Speed | Session Time | Lap TOD | TL |
|-----|------------|---------|--------------|----------|-----|
| 0 | No Time | ***** | 00:00:00 | 12:41:58 | SFP |
| 0 | 03:35.7644 | 11.446 | 00:00:33 | 12:45:34 | SF |
| 1 | 00:23.6336 | 104.495 | 00:00:57 | 12:45:57 | SF |
| 2 | 00:23.0518 | 107.133 | 00:01:20 | 12:46:20 | SF |
| 3 | 00:23.0005 | 107.372 | 00:01:43 | 12:46:43 | SF |
| 4 | 00:22.9020 | 107.833 | 00:02:06 | 12:47:06 | SF |
| 5 | 00:21.8805 | 112.868 | 00:02:27 | 12:47:28 | SF |
| 6 | 00:21.9693 | 112.411 | 00:02:49 | 12:47:50 | SF |
| 7 | 00:22.0327 | 112.088 | 00:03:11 | 12:48:12 | SF |
| 8 | 00:38.2877 | 64.501 | 00:03:50 | 12:48:50 | SF |
| 9 | 01:01.2696 | 40.307 | 00:04:51 | 12:49:52 | SFP |
| 10 | 05:46.4051 | 7.129 | 00:10:37 | 12:55:38 | SF |
| 11 | 00:22.2920 | 110.784 | 00:10:60 | 12:56:00 | SF |
| 12 | 00:22.4392 | 110.057 | 00:11:22 | 12:56:23 | SF |
| 13 | 00:21.7876 | 113.349 | 00:11:44 | 12:56:45 | SF |
| 14 | 00:21.8829 | 112.855 | 00:12:06 | 12:57:07 | SF |
| 15 | 00:21.9962 | 112.274 | 00:12:28 | 12:57:29 | SF |
| 16 | 00:21.4546 | 115.108 | 00:12:49 | 12:57:50 | SF |
| 17 | 00:21.4004 | 115.400 | 00:13:11 | 12:58:11 | SF |
| 18 | 00:21.8652 | 112.947 | 00:13:33 | 12:58:33 | SF |
| 19 | 00:21.6394 | 114.125 | 00:13:54 | 12:58:55 | SF |
| 20 | 00:21.6371 | 114.137 | 00:14:16 | 12:59:17 | SF |
| 21 | 00:21.4488 | 115.139 | 00:14:37 | 12:59:38 | SF |
| 22 | 00:40.6375 | 60.771 | 00:15:18 | 13:00:19 | SFP |
| 23 | 06:35.1058 | 6.250 | 00:21:53 | 13:06:54 | SF |
| 24 | 00:21.7910 | 113.331 | 00:22:15 | 13:07:16 | SF |
| 25 | 00:21.3760 | 115.531 | 00:22:36 | 13:07:37 | SF |
| 26 | 00:21.5990 | 114.339 | 00:22:58 | 13:07:58 | SF |
| 27 | 00:21.7131 | 113.738 | 00:23:19 | 13:08:20 | SF |
| 28 | 00:21.9906 | 112.303 | 00:23:41 | 13:08:42 | SF |
| 29 | 00:22.0796 | 111.850 | 00:24:04 | 13:09:04 | SF |
| 30 | 00:22.0523 | 111.988 | 00:24:26 | 13:09:26 | SF |
| 31 | 00:21.3476 | 115.685 | 00:24:47 | 13:09:48 | SF |
| 32 | 00:21.4130 | 115.332 | 00:25:08 | 13:10:09 | SF |
| 33 | 00:21.7962 | 113.304 | 00:25:30 | 13:10:31 | SF |
| 34 | 00:22.4346 | 110.080 | 00:25:53 | 13:10:53 | SF |
| 35 | 00:21.5314 | 114.698 | 00:26:14 | 13:11:15 | SF |
| 36 | 00:21.6085 | 114.288 | 00:26:36 | 13:11:36 | SF |
| 37 | 00:21.5210 | 114.753 | 00:26:57 | 13:11:58 | SF |
| 38 | 00:21.6586 | 114.024 | 00:27:19 | 13:12:20 | SF |
| 39 | 00:21.6290 | 114.180 | 00:27:41 | 13:12:41 | SF |
| 40 | 00:22.1410 | 111.540 | 00:28:03 | 13:13:03 | SF |
| 41 | 00:22.2329 | 111.079 | 00:28:25 | 13:13:26 | SF |
| 42 | 00:22.0735 | 111.881 | 00:28:47 | 13:13:48 | SF |
| 43 | 00:21.9761 | 112.377 | 00:29:09 | 13:14:10 | SF |
| 44 | 00:21.8904 | 112.817 | 00:29:31 | 13:14:32 | SF |

| | | |
|-----------------|-------------------------------------|-----------------------------------|
| Event: | Lucas Oil RTI Open Test | |
| Track: | Lucas Oil Raceway | 0.686 mile(s) |
| Report: | Lap Report | Indy Pro 2000 Championship |
| Session: | Indy Pro 2000 Test Session 1 | August 20, 2020 |



| | |
|---|-----------------|
| Lap Data for Car 17 - DeFrancesco, Devlin (R) | Best Lap |
|---|-----------------|

| Lap | Time | Speed | Session Time | Lap TOD | TL |
|-----|------------|--------|--------------|----------|-----|
| 45 | 00:44.1263 | 55.967 | 00:30:15 | 13:15:16 | SFP |

Event: Lucas Oil RTI Open Test

Track: Lucas Oil Raceway

0.686 mile(s)



Report: Lap Report

Indy Pro 2000 Championship

Session: Indy Pro 2000 Test Session 1

August 20, 2020

Lap Data for Car 18 - McElrea, Hunter (R)

Best Lap

| Lap | Time | Speed | Session Time | Lap TOD | TL |
|-----|------------|---------|--------------|----------|-----|
| 0 | No Time | ***** | 00:00:07 | 12:45:08 | SFP |
| 1 | 00:35.7523 | 69.075 | 00:00:43 | 12:45:44 | SF |
| 2 | 00:25.2814 | 97.684 | 00:01:08 | 12:46:09 | SF |
| 3 | 00:23.2675 | 106.139 | 00:01:32 | 12:46:32 | SF |
| 4 | 00:22.5054 | 109.734 | 00:01:54 | 12:46:55 | SF |
| 5 | 00:22.2677 | 110.905 | 00:02:16 | 12:47:17 | SF |
| 6 | 00:22.0750 | 111.873 | 00:02:39 | 12:47:39 | SF |
| 7 | 00:22.1914 | 111.286 | 00:03:01 | 12:48:01 | SF |
| 8 | 00:25.6510 | 96.277 | 00:03:26 | 12:48:27 | SF |
| 9 | 05:45.3799 | 7.150 | 00:09:12 | 12:54:12 | SFP |
| 10 | 00:31.4903 | 78.424 | 00:09:43 | 12:54:44 | SF |
| 11 | 00:22.5693 | 109.423 | 00:10:06 | 12:55:07 | SF |
| 12 | 00:22.6272 | 109.143 | 00:10:28 | 12:55:29 | SF |
| 13 | 00:21.8332 | 113.112 | 00:10:50 | 12:55:51 | SF |
| 14 | 00:22.0538 | 111.981 | 00:11:12 | 12:56:13 | SF |
| 15 | 00:24.7129 | 99.932 | 00:11:37 | 12:56:38 | SF |
| 16 | 00:21.8871 | 112.834 | 00:11:59 | 12:56:60 | SF |
| 17 | 00:21.7668 | 113.457 | 00:12:21 | 12:57:21 | SF |
| 18 | 00:21.8857 | 112.841 | 00:12:43 | 12:57:43 | SF |
| 19 | 00:21.9170 | 112.680 | 00:13:05 | 12:58:05 | SF |
| 20 | 00:21.8180 | 113.191 | 00:13:26 | 12:58:27 | SF |
| 21 | 00:22.2435 | 111.026 | 00:13:49 | 12:58:49 | SF |
| 22 | 00:23.0429 | 107.174 | 00:14:12 | 12:59:12 | SF |
| 23 | 00:21.7467 | 113.562 | 00:14:33 | 12:59:34 | SF |
| 24 | 00:21.8023 | 113.272 | 00:14:55 | 12:59:56 | SF |
| 25 | 00:21.6926 | 113.845 | 00:15:17 | 13:00:18 | SF |
| 26 | 00:21.7610 | 113.487 | 00:15:39 | 13:00:39 | SF |
| 27 | 02:00.4324 | 20.506 | 00:17:39 | 13:02:40 | SFP |
| 28 | 00:30.2885 | 81.536 | 00:18:09 | 13:03:10 | SF |
| 29 | 00:21.7292 | 113.654 | 00:18:31 | 13:03:32 | SF |
| 30 | 00:21.6970 | 113.822 | 00:18:53 | 13:03:53 | SF |
| 31 | 00:21.5295 | 114.708 | 00:19:14 | 13:04:15 | SF |
| 32 | 00:21.4151 | 115.320 | 00:19:36 | 13:04:36 | SF |
| 33 | 00:21.5374 | 114.666 | 00:19:57 | 13:04:58 | SF |
| 34 | 00:22.3383 | 110.555 | 00:20:20 | 13:05:20 | SF |
| 35 | 02:30.0816 | 16.455 | 00:22:50 | 13:07:50 | SFP |
| 36 | 00:32.1341 | 76.853 | 00:23:22 | 13:08:23 | SF |
| 37 | 00:21.8064 | 113.251 | 00:23:44 | 13:08:44 | SF |
| 38 | 00:21.6043 | 114.311 | 00:24:05 | 13:09:06 | SF |
| 39 | 00:21.7981 | 113.294 | 00:24:27 | 13:09:28 | SF |
| 40 | 00:21.7549 | 113.519 | 00:24:49 | 13:09:49 | SF |
| 41 | 00:21.7536 | 113.526 | 00:25:11 | 13:10:11 | SF |
| 42 | 00:21.7747 | 113.416 | 00:25:32 | 13:10:33 | SF |
| 43 | 00:21.9182 | 112.673 | 00:25:54 | 13:10:55 | SF |
| 44 | 00:22.2476 | 111.005 | 00:26:16 | 13:11:17 | SF |
| 45 | 00:21.7636 | 113.474 | 00:26:38 | 13:11:39 | SF |

| | | | |
|-----------------|-------------------------------------|-----------------------------------|---|
| Event: | Lucas Oil RTI Open Test | 0.686 mile(s) |  |
| Track: | Lucas Oil Raceway | | |
| Report: | Lap Report | Indy Pro 2000 Championship | |
| Session: | Indy Pro 2000 Test Session 1 | August 20, 2020 | |

| | |
|--|-----------------|
| Lap Data for Car 18 - McElrea, Hunter (R) | Best Lap |
|--|-----------------|

| Lap | Time | Speed | Session Time | Lap TOD | TL |
|-----|------------|---------|--------------|----------|-----|
| 46 | 00:21.7474 | 113.558 | 00:26:60 | 13:12:01 | SF |
| 47 | 00:21.8338 | 113.109 | 00:27:22 | 13:12:23 | SF |
| 48 | 01:31.8607 | 26.884 | 00:28:54 | 13:13:54 | SFP |
| 49 | 00:29.1294 | 84.780 | 00:29:23 | 13:14:24 | SF |
| 50 | 00:21.5645 | 114.522 | 00:29:44 | 13:14:45 | SF |
| 51 | 00:21.5864 | 114.405 | 00:30:06 | 13:15:07 | SF |

Event: Lucas Oil RTI Open Test

Track: Lucas Oil Raceway

0.686 mile(s)



Report: Lap Report

Indy Pro 2000 Championship

Session: Indy Pro 2000 Test Session 1

August 20, 2020

Lap Data for Car 19 - Kaminsky, Colin (R)

Best Lap

| Lap | Time | Speed | Session Time | Lap TOD | TL |
|-----|------------|---------|--------------|----------|-----|
| 0 | No Time | ***** | 00:00:06 | 12:45:07 | SFP |
| 1 | 00:36.0980 | 68.414 | 00:00:42 | 12:45:43 | SF |
| 2 | 00:26.5832 | 92.901 | 00:01:09 | 12:46:10 | SF |
| 3 | 00:25.4685 | 96.967 | 00:01:34 | 12:46:35 | SF |
| 4 | 00:24.4025 | 101.203 | 00:01:59 | 12:46:59 | SF |
| 5 | 00:23.7737 | 103.879 | 00:02:22 | 12:47:23 | SF |
| 6 | 00:23.8615 | 103.497 | 00:02:46 | 12:47:47 | SF |
| 7 | 00:23.2735 | 106.112 | 00:03:10 | 12:48:10 | SF |
| 8 | 07:05.6310 | 5.802 | 00:10:15 | 12:55:16 | SFP |
| 9 | 00:33.2255 | 74.328 | 00:10:48 | 12:55:49 | SF |
| 10 | 00:23.4166 | 105.464 | 00:11:12 | 12:56:13 | SF |
| 11 | 00:22.6751 | 108.912 | 00:11:34 | 12:56:35 | SF |
| 12 | 00:22.4240 | 110.132 | 00:11:57 | 12:56:58 | SF |
| 13 | 00:22.3784 | 110.356 | 00:12:19 | 12:57:20 | SF |
| 14 | 00:22.6845 | 108.867 | 00:12:42 | 12:57:43 | SF |
| 15 | 00:23.7810 | 103.848 | 00:13:06 | 12:58:06 | SF |
| 16 | 00:22.7915 | 108.356 | 00:13:29 | 12:58:29 | SF |
| 17 | 01:47.2227 | 23.032 | 00:15:16 | 13:00:17 | SFP |
| 18 | 00:31.8256 | 77.598 | 00:15:48 | 13:00:48 | SF |
| 19 | 00:22.7755 | 108.432 | 00:16:10 | 13:01:11 | SF |
| 20 | 02:31.0114 | 16.354 | 00:18:41 | 13:03:42 | SFP |
| 21 | 00:30.5202 | 80.917 | 00:19:12 | 13:04:13 | SF |
| 22 | 00:22.3629 | 110.433 | 00:19:34 | 13:04:35 | SF |
| 23 | 00:22.0702 | 111.897 | 00:19:56 | 13:04:57 | SF |
| 24 | 00:22.1883 | 111.302 | 00:20:19 | 13:05:19 | SF |
| 25 | 00:22.2824 | 110.832 | 00:20:41 | 13:05:42 | SF |
| 26 | 00:22.1393 | 111.548 | 00:21:03 | 13:06:04 | SF |
| 27 | 00:22.2007 | 111.240 | 00:21:25 | 13:06:26 | SF |
| 28 | 00:22.0121 | 112.193 | 00:21:47 | 13:06:48 | SF |
| 29 | 00:22.1109 | 111.692 | 00:22:09 | 13:07:10 | SF |
| 30 | 00:22.0893 | 111.801 | 00:22:31 | 13:07:32 | SF |
| 31 | 00:22.0414 | 112.044 | 00:22:53 | 13:07:54 | SF |
| 32 | 00:21.9920 | 112.295 | 00:23:15 | 13:08:16 | SF |
| 33 | 00:21.9265 | 112.631 | 00:23:37 | 13:08:38 | SF |
| 34 | 00:22.1787 | 111.350 | 00:23:60 | 13:09:00 | SF |
| 35 | 00:54.2124 | 45.554 | 00:24:54 | 13:09:54 | SFP |
| 36 | 00:31.6396 | 78.054 | 00:25:25 | 13:10:26 | SF |
| 37 | 00:22.6996 | 108.795 | 00:25:48 | 13:10:49 | SF |
| 38 | 00:22.1712 | 111.388 | 00:26:10 | 13:11:11 | SF |
| 39 | 00:22.0862 | 111.816 | 00:26:32 | 13:11:33 | SF |
| 40 | 00:22.1232 | 111.629 | 00:26:54 | 13:11:55 | SF |
| 41 | 00:22.0832 | 111.832 | 00:27:17 | 13:12:17 | SF |
| 42 | 00:22.2642 | 110.922 | 00:27:39 | 13:12:40 | SF |
| 43 | 00:23.0193 | 107.284 | 00:28:02 | 13:13:03 | SF |
| 44 | 00:22.5160 | 109.682 | 00:28:24 | 13:13:25 | SF |
| 45 | 00:23.7675 | 103.907 | 00:28:48 | 13:13:49 | SF |

| | | | |
|-----------------|-------------------------------------|-----------------------------------|---|
| Event: | Lucas Oil RTI Open Test | 0.686 mile(s) |  |
| Track: | Lucas Oil Raceway | | |
| Report: | Lap Report | Indy Pro 2000 Championship | |
| Session: | Indy Pro 2000 Test Session 1 | August 20, 2020 | |

| | |
|--|-----------------|
| Lap Data for Car 19 - Kaminsky, Colin (R) | Best Lap |
|--|-----------------|

| Lap | Time | Speed | Session Time | Lap TOD | TL |
|-----|------------|---------|--------------|----------|----|
| 46 | 00:22.0960 | 111.767 | 00:29:10 | 13:14:11 | SF |
| 47 | 00:22.1097 | 111.698 | 00:29:32 | 13:14:33 | SF |
| 48 | 00:22.2786 | 110.851 | 00:29:55 | 13:14:55 | SF |

Event: Lucas Oil RTI Open Test

Track: Lucas Oil Raceway

0.686 mile(s)



Report: Lap Report

Indy Pro 2000 Championship

Session: Indy Pro 2000 Test Session 1

August 20, 2020

Lap Data for Car 2 - Robb, Sting Ray

Best Lap

| Lap | Time | Speed | Session Time | Lap TOD | TL |
|-----|------------|---------|--------------|----------|-----|
| 0 | No Time | ***** | 00:00:00 | 12:42:45 | SFP |
| 0 | 02:45.1523 | 14.953 | 00:00:29 | 12:45:30 | SF |
| 1 | 00:38.3360 | 64.420 | 00:01:08 | 12:46:08 | SFP |
| 2 | 02:16.2082 | 18.131 | 00:03:24 | 12:48:25 | SF |
| 3 | 00:44.4364 | 55.576 | 00:04:08 | 12:49:09 | SFP |
| 4 | 05:23.6059 | 7.632 | 00:09:32 | 12:54:33 | SF |
| 5 | 00:22.1761 | 111.363 | 00:09:54 | 12:54:55 | SF |
| 6 | 00:21.7377 | 113.609 | 00:10:16 | 12:55:17 | SF |
| 7 | 00:21.8827 | 112.856 | 00:10:38 | 12:55:38 | SF |
| 8 | 00:21.8218 | 113.171 | 00:10:59 | 12:56:00 | SF |
| 9 | 00:21.8322 | 113.117 | 00:11:21 | 12:56:22 | SF |
| 10 | 00:21.7418 | 113.588 | 00:11:43 | 12:56:44 | SF |
| 11 | 00:21.4539 | 115.112 | 00:12:05 | 12:57:05 | SF |
| 12 | 00:21.6468 | 114.086 | 00:12:26 | 12:57:27 | SF |
| 13 | 00:21.4652 | 115.051 | 00:12:48 | 12:57:48 | SF |
| 14 | 00:21.7011 | 113.801 | 00:13:09 | 12:58:10 | SF |
| 15 | 00:21.6783 | 113.920 | 00:13:31 | 12:58:32 | SF |
| 16 | 00:21.5167 | 114.776 | 00:13:53 | 12:58:53 | SF |
| 17 | 00:21.5503 | 114.597 | 00:14:14 | 12:59:15 | SF |
| 18 | 00:21.8947 | 112.794 | 00:14:36 | 12:59:37 | SF |
| 19 | 00:38.1092 | 64.803 | 00:15:14 | 13:00:15 | SFP |
| 20 | 03:49.8369 | 10.745 | 00:19:04 | 13:04:05 | SF |
| 21 | 00:21.5977 | 114.346 | 00:19:26 | 13:04:26 | SF |
| 22 | 00:21.2207 | 116.377 | 00:19:47 | 13:04:47 | SF |
| 23 | 00:21.2097 | 116.437 | 00:20:08 | 13:05:09 | SF |
| 24 | 00:21.2283 | 116.335 | 00:20:29 | 13:05:30 | SF |
| 25 | 00:21.4000 | 115.402 | 00:20:51 | 13:05:51 | SF |
| 26 | 00:21.5374 | 114.666 | 00:21:12 | 13:06:13 | SF |
| 27 | 00:37.8861 | 65.185 | 00:21:50 | 13:06:51 | SFP |
| 28 | 05:00.2870 | 8.224 | 00:26:50 | 13:11:51 | SF |
| 29 | 00:21.4890 | 114.924 | 00:27:12 | 13:12:13 | SF |
| 30 | 00:21.2102 | 116.435 | 00:27:33 | 13:12:34 | SF |
| 31 | 00:21.3068 | 115.907 | 00:27:54 | 13:12:55 | SF |
| 32 | 00:21.2893 | 116.002 | 00:28:16 | 13:13:16 | SF |
| 33 | 00:21.3436 | 115.707 | 00:28:37 | 13:13:38 | SF |
| 34 | 00:21.5995 | 114.336 | 00:28:59 | 13:13:59 | SF |
| 35 | 00:21.4793 | 114.976 | 00:29:20 | 13:14:21 | SF |
| 36 | 00:21.8715 | 112.914 | 00:29:42 | 13:14:43 | SF |
| 37 | 00:22.0254 | 112.125 | 00:30:04 | 13:15:05 | SF |
| 37 | No Time | ***** | 00:30:49 | 13:15:50 | SFP |

Event: Lucas Oil RTI Open Test
Track: Lucas Oil Raceway
Report: Lap Report
Session: Indy Pro 2000 Test Session 1

0.686 mile(s)



Indy Pro 2000 Championship
August 20, 2020

Lap Data for Car 20 - Swanson, Kody (R)

Best Lap

| Lap | Time | Speed | Session Time | Lap TOD | TL |
|-----|------------|---------|--------------|----------|-----|
| 0 | No Time | ***** | 00:00:16 | 12:45:16 | SFP |
| 1 | 00:36.0291 | 68.545 | 00:00:52 | 12:45:52 | SF |
| 2 | 00:23.7506 | 103.981 | 00:01:15 | 12:46:16 | SF |
| 3 | 00:23.8113 | 103.715 | 00:01:39 | 12:46:40 | SF |
| 4 | 00:22.7982 | 108.324 | 00:02:02 | 12:47:03 | SF |
| 5 | 00:23.0698 | 107.049 | 00:02:25 | 12:47:26 | SF |
| 6 | 00:22.0454 | 112.023 | 00:02:47 | 12:47:48 | SF |
| 7 | 00:22.7207 | 108.694 | 00:03:10 | 12:48:10 | SF |
| 8 | 06:09.5308 | 6.683 | 00:09:19 | 12:54:20 | SFP |
| 9 | 00:32.2757 | 76.516 | 00:09:52 | 12:54:52 | SF |
| 10 | 00:22.1812 | 111.338 | 00:10:14 | 12:55:14 | SF |
| 11 | 00:22.2356 | 111.065 | 00:10:36 | 12:55:37 | SF |
| 12 | 00:22.7021 | 108.783 | 00:10:59 | 12:55:59 | SF |
| 13 | 00:22.2628 | 110.929 | 00:11:21 | 12:56:22 | SF |
| 14 | 00:22.4545 | 109.982 | 00:11:43 | 12:56:44 | SF |
| 15 | 00:22.2808 | 110.840 | 00:12:06 | 12:57:06 | SF |
| 16 | 00:22.8256 | 108.194 | 00:12:29 | 12:57:29 | SF |
| 17 | 00:22.1362 | 111.564 | 00:12:51 | 12:57:51 | SF |
| 18 | 00:22.0595 | 111.952 | 00:13:13 | 12:58:13 | SF |
| 19 | 00:22.0390 | 112.056 | 00:13:35 | 12:58:35 | SF |
| 20 | 00:22.1436 | 111.527 | 00:13:57 | 12:58:58 | SF |
| 21 | 06:03.7827 | 6.789 | 00:20:01 | 13:05:01 | SFP |
| 22 | 00:38.2749 | 64.523 | 00:20:39 | 13:05:40 | SF |
| 23 | 00:22.4049 | 110.226 | 00:21:01 | 13:06:02 | SF |
| 24 | 00:21.9764 | 112.375 | 00:21:23 | 13:06:24 | SF |
| 25 | 00:21.7617 | 113.484 | 00:21:45 | 13:06:46 | SF |
| 26 | 00:21.8058 | 113.254 | 00:22:07 | 13:07:08 | SF |
| 27 | 00:21.9144 | 112.693 | 00:22:29 | 13:07:30 | SF |
| 28 | 00:21.7104 | 113.752 | 00:22:51 | 13:07:51 | SF |
| 29 | 00:21.6680 | 113.975 | 00:23:12 | 13:08:13 | SF |
| 30 | 00:21.8343 | 113.106 | 00:23:34 | 13:08:35 | SF |
| 31 | 03:59.8233 | 10.298 | 00:27:34 | 13:12:35 | SFP |
| 32 | 00:33.4950 | 73.730 | 00:28:07 | 13:13:08 | SF |
| 33 | 00:21.9904 | 112.304 | 00:28:29 | 13:13:30 | SF |
| 34 | 00:22.2005 | 111.241 | 00:28:52 | 13:13:52 | SF |
| 35 | 00:22.1841 | 111.323 | 00:29:14 | 13:14:14 | SF |
| 36 | 00:22.0175 | 112.165 | 00:29:36 | 13:14:36 | SF |
| 37 | 00:22.1598 | 111.445 | 00:29:58 | 13:14:59 | SF |
| 38 | 00:22.1215 | 111.638 | 00:30:20 | 13:15:21 | SF |

Event: Lucas Oil RTI Open Test

Track: Lucas Oil Raceway

0.686 mile(s)



Report: Lap Report

Indy Pro 2000 Championship

Session: Indy Pro 2000 Test Session 1

August 20, 2020

Lap Data for Car 3 - Comeau, Antoine


Best Lap

| Lap | Time | Speed | Session Time | Lap TOD | TL |
|-----|------------|---------|--------------|----------|-----|
| 0 | No Time | ***** | 00:00:00 | 12:43:02 | SFP |
| 0 | 02:34.8868 | 15.945 | 00:00:37 | 12:45:37 | SF |
| 1 | 00:24.2300 | 101.923 | 00:01:01 | 12:46:01 | SF |
| 2 | 00:22.7452 | 108.577 | 00:01:23 | 12:46:24 | SF |
| 3 | 00:23.2479 | 106.229 | 00:01:47 | 12:46:47 | SF |
| 4 | 00:22.8952 | 107.865 | 00:02:10 | 12:47:10 | SF |
| 5 | 00:22.7199 | 108.698 | 00:02:32 | 12:47:33 | SF |
| 6 | 00:22.8279 | 108.183 | 00:02:55 | 12:47:56 | SF |
| 7 | 00:29.1458 | 84.733 | 00:03:24 | 12:48:25 | SF |
| 8 | 00:50.3207 | 49.077 | 00:04:15 | 12:49:15 | SFP |
| 9 | 05:27.2299 | 7.547 | 00:09:42 | 12:54:43 | SF |
| 10 | 00:23.7451 | 104.005 | 00:10:06 | 12:55:06 | SF |
| 11 | 00:23.6400 | 104.467 | 00:10:29 | 12:55:30 | SF |
| 12 | 00:22.7450 | 108.578 | 00:10:52 | 12:55:53 | SF |
| 13 | 00:23.0780 | 107.011 | 00:11:15 | 12:56:16 | SF |
| 14 | 00:23.1490 | 106.683 | 00:11:38 | 12:56:39 | SF |
| 15 | 00:22.7577 | 108.517 | 00:12:01 | 12:57:02 | SF |
| 16 | 00:22.6977 | 108.804 | 00:12:24 | 12:57:24 | SF |
| 17 | 00:22.6371 | 109.095 | 00:12:46 | 12:57:47 | SF |
| 18 | 00:22.7296 | 108.651 | 00:13:09 | 12:58:10 | SF |
| 19 | 00:23.4444 | 105.339 | 00:13:32 | 12:58:33 | SF |
| 20 | 00:23.1330 | 106.757 | 00:13:56 | 12:58:56 | SF |
| 21 | 00:23.0098 | 107.328 | 00:14:19 | 12:59:19 | SF |
| 22 | 00:23.0026 | 107.362 | 00:14:42 | 12:59:42 | SF |
| 23 | 00:39.1677 | 63.052 | 00:15:21 | 13:00:22 | SFP |
| 24 | 08:34.7850 | 4.797 | 00:23:56 | 13:08:56 | SF |
| 25 | 00:24.3550 | 101.400 | 00:24:20 | 13:09:21 | SF |
| 26 | 00:23.6657 | 104.354 | 00:24:44 | 13:09:44 | SF |
| 27 | 00:23.4231 | 105.434 | 00:25:07 | 13:10:08 | SF |
| 28 | 00:22.7986 | 108.322 | 00:25:30 | 13:10:31 | SF |
| 29 | 00:24.1133 | 102.417 | 00:25:54 | 13:10:55 | SF |
| 30 | 00:23.3063 | 105.963 | 00:26:17 | 13:11:18 | SF |
| 31 | 00:22.4661 | 109.926 | 00:26:40 | 13:11:40 | SF |
| 32 | 00:22.5561 | 109.487 | 00:27:02 | 13:12:03 | SF |
| 33 | 00:22.6932 | 108.826 | 00:27:25 | 13:12:26 | SF |
| 34 | 00:23.7548 | 103.962 | 00:27:49 | 13:12:49 | SF |
| 35 | 00:22.5932 | 109.307 | 00:28:11 | 13:13:12 | SF |
| 36 | 00:22.4290 | 110.107 | 00:28:34 | 13:13:34 | SF |
| 37 | 00:22.3614 | 110.440 | 00:28:56 | 13:13:57 | SF |
| 38 | 00:22.5805 | 109.369 | 00:29:19 | 13:14:19 | SF |
| 39 | 00:22.4297 | 110.104 | 00:29:41 | 13:14:42 | SF |
| 40 | 00:22.6639 | 108.966 | 00:30:04 | 13:15:05 | SF |
| 40 | No Time | ***** | 00:30:42 | 13:15:43 | SFP |

| | | | |
|-----------------|-------------------------------------|-----------------------------------|---|
| Event: | Lucas Oil RTI Open Test | 0.686 mile(s) |  |
| Track: | Lucas Oil Raceway | | |
| Report: | Lap Report | Indy Pro 2000 Championship | |
| Session: | Indy Pro 2000 Test Session 1 | August 20, 2020 | |

| | |
|--|-----------------|
| Lap Data for Car 42 - Petrov, Artem | Best Lap |
|--|-----------------|

| Lap | Time | Speed | Session Time | Lap TOD | TL |
|-----|------------|---------|--------------|----------|-----|
| 0 | No Time | ***** | 00:00:00 | 12:42:39 | SFP |
| 0 | 02:51.5459 | 14.396 | 00:00:30 | 12:45:31 | SF |
| 1 | 00:23.9714 | 103.023 | 00:00:54 | 12:45:55 | SF |
| 2 | 00:22.8381 | 108.135 | 00:01:17 | 12:46:18 | SF |
| 3 | 00:22.4243 | 110.131 | 00:01:40 | 12:46:40 | SF |
| 4 | 00:22.4998 | 109.761 | 00:02:02 | 12:47:03 | SF |
| 5 | 00:22.6335 | 109.113 | 00:02:25 | 12:47:25 | SF |
| 6 | 00:22.1351 | 111.569 | 00:02:47 | 12:47:48 | SF |
| 7 | 00:22.8731 | 107.970 | 00:03:10 | 12:48:10 | SF |
| 8 | 00:25.9119 | 95.308 | 00:03:36 | 12:48:36 | SF |
| 9 | 00:46.8039 | 52.765 | 00:04:22 | 12:49:23 | SFP |
| 10 | 05:10.6620 | 7.949 | 00:09:33 | 12:54:34 | SF |
| 11 | 00:22.1095 | 111.699 | 00:09:55 | 12:54:56 | SF |
| 12 | 00:21.8750 | 112.896 | 00:10:17 | 12:55:18 | SF |
| 13 | 00:22.0251 | 112.127 | 00:10:39 | 12:55:40 | SF |
| 14 | 00:32.5913 | 75.775 | 00:11:12 | 12:56:12 | SFP |
| 15 | 03:10.3110 | 12.977 | 00:14:22 | 12:59:23 | SF |
| 16 | 00:22.1091 | 111.701 | 00:14:44 | 12:59:45 | SF |
| 17 | 00:22.0962 | 111.766 | 00:15:06 | 13:00:07 | SF |
| 18 | 00:21.9704 | 112.406 | 00:15:28 | 13:00:29 | SF |
| 19 | 00:24.7775 | 99.671 | 00:15:53 | 13:00:54 | SF |
| 20 | 00:22.5021 | 109.750 | 00:16:15 | 13:01:16 | SF |
| 21 | 00:22.1537 | 111.476 | 00:16:38 | 13:01:38 | SF |
| 22 | 00:22.0120 | 112.193 | 00:16:60 | 13:02:00 | SF |
| 23 | 00:22.0245 | 112.130 | 00:17:22 | 13:02:22 | SF |
| 24 | 00:21.9132 | 112.699 | 00:17:44 | 13:02:44 | SF |
| 25 | 00:22.1526 | 111.481 | 00:18:06 | 13:03:06 | SF |
| 26 | 00:33.3143 | 74.130 | 00:18:39 | 13:03:40 | SFP |
| 27 | 02:04.6427 | 19.813 | 00:20:44 | 13:05:44 | SF |
| 28 | 00:22.7657 | 108.479 | 00:21:06 | 13:06:07 | SF |
| 29 | 00:22.3392 | 110.550 | 00:21:29 | 13:06:29 | SF |
| 30 | 00:22.2563 | 110.962 | 00:21:51 | 13:06:52 | SF |
| 31 | 00:22.1250 | 111.620 | 00:22:13 | 13:07:14 | SF |
| 32 | 00:22.0122 | 112.192 | 00:22:35 | 13:07:36 | SF |
| 33 | 00:22.0038 | 112.235 | 00:22:57 | 13:07:58 | SF |
| 34 | 00:21.9594 | 112.462 | 00:23:19 | 13:08:20 | SF |
| 35 | 00:22.1146 | 111.673 | 00:23:41 | 13:08:42 | SF |
| 36 | 00:22.2049 | 111.219 | 00:24:03 | 13:09:04 | SF |
| 37 | 00:35.8795 | 68.830 | 00:24:39 | 13:09:40 | SFP |
| 38 | 03:00.8907 | 13.652 | 00:27:40 | 13:12:41 | SF |
| 39 | 00:22.1698 | 111.395 | 00:28:02 | 13:13:03 | SF |
| 40 | 00:22.1233 | 111.629 | 00:28:24 | 13:13:25 | SF |
| 41 | 00:21.9525 | 112.497 | 00:28:46 | 13:13:47 | SF |
| 42 | 00:21.9022 | 112.756 | 00:29:08 | 13:14:09 | SF |
| 43 | 00:21.8736 | 112.903 | 00:29:30 | 13:14:31 | SF |
| 44 | 00:21.8070 | 113.248 | 00:29:52 | 13:14:53 | SF |

| | | | |
|-----------------|-------------------------------------|-----------------------------------|---|
| Event: | Lucas Oil RTI Open Test | 0.686 mile(s) |  |
| Track: | Lucas Oil Raceway | | |
| Report: | Lap Report | Indy Pro 2000 Championship | |
| Session: | Indy Pro 2000 Test Session 1 | August 20, 2020 | |

| | |
|--|-----------------|
| Lap Data for Car 42 - Petrov, Artem | Best Lap |
|--|-----------------|

| Lap | Time | Speed | Session Time | Lap TOD | TL |
|-----|------------|---------|--------------|----------|-----|
| 45 | 00:21.9609 | 112.454 | 00:30:14 | 13:15:15 | SF |
| 45 | No Time | ***** | 00:31:01 | 13:16:02 | SFP |

Event: Lucas Oil RTI Open Test
Track: Lucas Oil Raceway
Report: Lap Report
Session: Indy Pro 2000 Test Session 1

0.686 mile(s)



Indy Pro 2000 Championship
August 20, 2020

Lap Data for Car 51 - Abel, Jacob

Best Lap

| Lap | Time | Speed | Session Time | Lap TOD | TL |
|-----|------------|---------|--------------|----------|-----|
| 0 | No Time | ***** | 00:09:12 | 12:54:13 | SFP |
| 1 | 00:34.2761 | 72.050 | 00:09:47 | 12:54:47 | SF |
| 2 | 00:24.7452 | 99.801 | 00:10:11 | 12:55:12 | SF |
| 3 | 00:23.9302 | 103.200 | 00:10:35 | 12:55:36 | SF |
| 4 | 00:23.8810 | 103.413 | 00:10:59 | 12:56:00 | SF |
| 5 | 00:23.3351 | 105.832 | 00:11:23 | 12:56:23 | SF |
| 6 | 00:22.4905 | 109.806 | 00:11:45 | 12:56:46 | SF |
| 7 | 00:22.2787 | 110.850 | 00:12:07 | 12:57:08 | SF |
| 8 | 00:22.2321 | 111.083 | 00:12:30 | 12:57:30 | SF |
| 9 | 00:22.2208 | 111.139 | 00:12:52 | 12:57:53 | SF |
| 10 | 00:22.1841 | 111.323 | 00:13:14 | 12:58:15 | SF |
| 11 | 00:22.2294 | 111.096 | 00:13:36 | 12:58:37 | SF |
| 12 | 00:22.3001 | 110.744 | 00:13:59 | 12:58:59 | SF |
| 13 | 00:22.3302 | 110.595 | 00:14:21 | 12:59:22 | SF |
| 14 | 00:22.2183 | 111.152 | 00:14:43 | 12:59:44 | SF |
| 15 | 00:22.1916 | 111.285 | 00:15:05 | 13:00:06 | SF |
| 16 | 00:22.1459 | 111.515 | 00:15:27 | 13:00:28 | SF |
| 17 | 00:22.2574 | 110.956 | 00:15:50 | 13:00:50 | SF |
| 18 | 00:22.2826 | 110.831 | 00:16:12 | 13:01:13 | SF |
| 19 | 03:29.8244 | 11.770 | 00:19:42 | 13:04:43 | SFP |
| 20 | 00:33.5056 | 73.707 | 00:20:15 | 13:05:16 | SF |
| 21 | 00:22.2054 | 111.216 | 00:20:38 | 13:05:38 | SF |
| 22 | 00:21.8710 | 112.917 | 00:20:59 | 13:06:00 | SF |
| 23 | 00:21.9346 | 112.589 | 00:21:21 | 13:06:22 | SF |
| 24 | 00:21.9962 | 112.274 | 00:21:43 | 13:06:44 | SF |
| 25 | 00:22.0745 | 111.876 | 00:22:05 | 13:07:06 | SF |
| 26 | 03:19.0054 | 12.410 | 00:25:24 | 13:10:25 | SFP |
| 27 | 00:35.4225 | 69.718 | 00:25:60 | 13:11:01 | SF |
| 28 | 00:22.9154 | 107.770 | 00:26:23 | 13:11:23 | SF |
| 29 | 00:22.0466 | 112.017 | 00:26:45 | 13:11:46 | SF |
| 30 | 00:21.8935 | 112.801 | 00:27:07 | 13:12:07 | SF |
| 31 | 00:22.1385 | 111.552 | 00:27:29 | 13:12:30 | SF |
| 32 | 00:22.1637 | 111.425 | 00:27:51 | 13:12:52 | SF |
| 33 | 00:22.1967 | 111.260 | 00:28:13 | 13:13:14 | SF |

Event: Lucas Oil RTI Open Test

Track: Lucas Oil Raceway

0.686 mile(s)



Report: Lap Report

Indy Pro 2000 Championship

Session: Indy Pro 2000 Test Session 1

August 20, 2020

Lap Data for Car 6 - de la Vara, Moises

Best Lap

| Lap | Time | Speed | Session Time | Lap TOD | TL |
|-----|------------|---------|--------------|----------|-----|
| 0 | No Time | ***** | 00:00:00 | 12:42:57 | SFP |
| 0 | 02:46.2289 | 14.857 | 00:00:42 | 12:45:43 | SF |
| 1 | 00:22.4659 | 109.927 | 00:01:05 | 12:46:05 | SF |
| 2 | 00:21.8750 | 112.896 | 00:01:27 | 12:46:27 | SF |
| 3 | 00:21.8473 | 113.039 | 00:01:48 | 12:46:49 | SF |
| 4 | 00:31.9137 | 77.384 | 00:02:20 | 12:47:21 | SFP |
| 5 | 07:18.2924 | 5.635 | 00:09:39 | 12:54:39 | SF |
| 6 | 00:21.9804 | 112.355 | 00:10:01 | 12:55:01 | SF |
| 7 | 00:22.1391 | 111.549 | 00:10:23 | 12:55:23 | SF |
| 8 | 00:22.3556 | 110.469 | 00:10:45 | 12:55:46 | SF |
| 9 | 00:22.0002 | 112.254 | 00:11:07 | 12:56:08 | SF |
| 10 | 00:31.6395 | 78.054 | 00:11:39 | 12:56:39 | SFP |
| 11 | 07:16.4215 | 5.659 | 00:18:55 | 13:03:56 | SF |
| 12 | 00:21.6049 | 114.307 | 00:19:17 | 13:04:17 | SF |
| 13 | 00:21.2427 | 116.256 | 00:19:38 | 13:04:39 | SF |
| 14 | 00:21.2827 | 116.038 | 00:19:59 | 13:04:60 | SF |
| 15 | 00:21.6253 | 114.200 | 00:20:21 | 13:05:22 | SF |

Event: Lucas Oil RTI Open Test

Track: Lucas Oil Raceway

0.686 mile(s)



Report: Lap Report

Indy Pro 2000 Championship

Session: Indy Pro 2000 Test Session 1

August 20, 2020

Lap Data for Car 68 - Frost, Danial

Best Lap

| Lap | Time | Speed | Session Time | Lap TOD | TL |
|-----|------------|---------|--------------|----------|-----|
| 0 | No Time | ***** | 00:00:00 | 12:42:02 | SFP |
| 0 | 03:33.2565 | 11.580 | 00:00:34 | 12:45:35 | SF |
| 1 | 00:22.6001 | 109.274 | 00:00:57 | 12:45:58 | SF |
| 2 | 00:22.4975 | 109.772 | 00:01:19 | 12:46:20 | SF |
| 3 | 00:21.8966 | 112.785 | 00:01:41 | 12:46:42 | SF |
| 4 | 00:22.0523 | 111.988 | 00:02:03 | 12:47:04 | SF |
| 5 | 00:22.1675 | 111.406 | 00:02:26 | 12:47:26 | SF |
| 6 | 00:22.1507 | 111.491 | 00:02:48 | 12:47:48 | SF |
| 7 | 00:22.1518 | 111.485 | 00:03:10 | 12:48:11 | SF |
| 8 | 00:30.5881 | 80.737 | 00:03:40 | 12:48:41 | SFP |
| 9 | 05:57.5186 | 6.908 | 00:09:38 | 12:54:39 | SF |
| 10 | 00:21.9092 | 112.720 | 00:09:60 | 12:55:01 | SF |
| 11 | 00:21.8764 | 112.889 | 00:10:22 | 12:55:22 | SF |
| 12 | 00:21.7588 | 113.499 | 00:10:43 | 12:55:44 | SF |
| 13 | 00:21.6020 | 114.323 | 00:11:05 | 12:56:06 | SF |
| 14 | 00:31.5001 | 78.400 | 00:11:37 | 12:56:37 | SFP |
| 15 | 01:49.8506 | 22.481 | 00:13:26 | 12:58:27 | SF |
| 16 | 00:21.8734 | 112.904 | 00:13:48 | 12:58:49 | SF |
| 17 | 00:21.5036 | 114.846 | 00:14:10 | 12:59:11 | SF |
| 18 | 00:21.4499 | 115.133 | 00:14:31 | 12:59:32 | SF |
| 19 | 00:21.4171 | 115.310 | 00:14:53 | 12:59:53 | SF |
| 20 | 00:21.4597 | 115.081 | 00:15:14 | 13:00:15 | SF |
| 21 | 00:21.7411 | 113.591 | 00:15:36 | 13:00:37 | SF |
| 22 | 00:21.6908 | 113.855 | 00:15:58 | 13:00:58 | SF |
| 23 | 00:32.7252 | 75.465 | 00:16:30 | 13:01:31 | SFP |
| 24 | 04:14.7183 | 9.695 | 00:20:45 | 13:05:46 | SF |
| 25 | 00:21.5895 | 114.389 | 00:21:07 | 13:06:07 | SF |
| 26 | 00:21.8987 | 112.774 | 00:21:28 | 13:06:29 | SF |
| 27 | 00:21.3703 | 115.562 | 00:21:50 | 13:06:51 | SF |
| 28 | 00:21.4557 | 115.102 | 00:22:11 | 13:07:12 | SF |
| 29 | 00:21.5391 | 114.657 | 00:22:33 | 13:07:34 | SF |
| 30 | 00:21.6924 | 113.846 | 00:22:55 | 13:07:55 | SF |
| 31 | 00:32.4912 | 76.008 | 00:23:27 | 13:08:28 | SFP |
| 32 | 02:45.9445 | 14.882 | 00:26:13 | 13:11:14 | SF |
| 33 | 00:21.5717 | 114.483 | 00:26:35 | 13:11:35 | SF |
| 34 | 00:21.4239 | 115.273 | 00:26:56 | 13:11:57 | SF |
| 35 | 00:21.4375 | 115.200 | 00:27:17 | 13:12:18 | SF |
| 36 | 00:21.7032 | 113.790 | 00:27:39 | 13:12:40 | SF |
| 37 | 00:21.8975 | 112.780 | 00:28:01 | 13:13:02 | SF |
| 38 | 00:21.5288 | 114.711 | 00:28:23 | 13:13:23 | SF |
| 39 | 00:21.4993 | 114.869 | 00:28:44 | 13:13:45 | SF |
| 40 | 00:21.8933 | 112.802 | 00:29:06 | 13:14:07 | SF |
| 41 | 00:21.9304 | 112.611 | 00:29:28 | 13:14:29 | SF |
| 42 | 00:21.5612 | 114.539 | 00:29:49 | 13:14:50 | SF |
| 43 | 00:21.5175 | 114.772 | 00:30:11 | 13:15:12 | SF |
| 43 | No Time | ***** | 00:30:54 | 13:15:55 | SFP |

Event: Lucas Oil RTI Open Test

Track: Lucas Oil Raceway

0.686 mile(s)



Report: Lap Report

Indy Pro 2000 Championship

Session: Indy Pro 2000 Test Session 1

August 20, 2020

Lap Data for Car 69 - Aranda, Nate (R)

Best Lap

| Lap | Time | Speed | Session Time | Lap TOD | TL |
|-----|------------|---------|--------------|----------|-----|
| 0 | No Time | ***** | 00:00:00 | 12:42:47 | SFP |
| 0 | 02:44.6279 | 15.001 | 00:00:31 | 12:45:32 | SF |
| 1 | 00:23.8759 | 103.435 | 00:00:55 | 12:45:56 | SF |
| 2 | 00:23.4229 | 105.435 | 00:01:19 | 12:46:19 | SF |
| 3 | 00:22.1094 | 111.699 | 00:01:41 | 12:46:42 | SF |
| 4 | 00:22.0992 | 111.751 | 00:02:03 | 12:47:04 | SF |
| 5 | 00:22.6335 | 109.113 | 00:02:26 | 12:47:26 | SF |
| 6 | 00:23.1386 | 106.731 | 00:02:49 | 12:47:49 | SF |
| 7 | 00:22.5368 | 109.581 | 00:03:11 | 12:48:12 | SF |
| 8 | 00:49.2476 | 50.147 | 00:04:00 | 12:49:01 | SFP |
| 9 | 05:34.4759 | 7.383 | 00:09:35 | 12:54:36 | SF |
| 10 | 00:22.3812 | 110.343 | 00:09:57 | 12:54:58 | SF |
| 11 | 00:22.3173 | 110.659 | 00:10:20 | 12:55:20 | SF |
| 12 | 00:22.2501 | 110.993 | 00:10:42 | 12:55:43 | SF |
| 13 | 00:34.0203 | 72.592 | 00:11:16 | 12:56:17 | SFP |
| 14 | 05:36.1169 | 7.347 | 00:16:52 | 13:01:53 | SF |
| 15 | 00:22.3262 | 110.614 | 00:17:14 | 13:02:15 | SF |
| 16 | 00:22.5397 | 109.567 | 00:17:37 | 13:02:38 | SF |
| 17 | 00:22.4033 | 110.234 | 00:17:59 | 13:02:60 | SF |
| 18 | 00:22.7681 | 108.468 | 00:18:22 | 13:03:23 | SF |
| 19 | 00:22.6216 | 109.170 | 00:18:45 | 13:03:45 | SF |
| 20 | 00:22.3296 | 110.598 | 00:19:07 | 13:04:08 | SF |
| 21 | 00:22.4470 | 110.019 | 00:19:29 | 13:04:30 | SF |
| 22 | 00:22.0588 | 111.955 | 00:19:51 | 13:04:52 | SF |
| 23 | 00:21.9880 | 112.316 | 00:20:13 | 13:05:14 | SF |
| 24 | 00:36.8905 | 66.944 | 00:20:50 | 13:05:51 | SFP |
| 25 | 05:04.5091 | 8.110 | 00:25:55 | 13:10:56 | SF |
| 26 | 00:23.4068 | 105.508 | 00:26:18 | 13:11:19 | SF |
| 27 | 00:22.6949 | 108.817 | 00:26:41 | 13:11:42 | SF |
| 28 | 00:23.2994 | 105.994 | 00:27:04 | 13:12:05 | SF |
| 29 | 00:22.6713 | 108.931 | 00:27:27 | 13:12:28 | SF |
| 30 | 00:22.4373 | 110.067 | 00:27:49 | 13:12:50 | SF |
| 31 | 00:22.6007 | 109.271 | 00:28:12 | 13:13:13 | SF |
| 32 | 00:22.5603 | 109.467 | 00:28:35 | 13:13:35 | SF |
| 33 | 00:22.4672 | 109.920 | 00:28:57 | 13:13:58 | SF |
| 34 | 00:22.3651 | 110.422 | 00:29:19 | 13:14:20 | SF |
| 35 | 00:22.3099 | 110.695 | 00:29:42 | 13:14:42 | SF |
| 36 | 00:22.8215 | 108.214 | 00:30:05 | 13:15:05 | SF |
| 36 | No Time | ***** | 00:30:51 | 13:15:51 | SFP |

Event: Lucas Oil RTI Open Test

Track: Lucas Oil Raceway

0.686 mile(s)



Report: Lap Report

Indy Pro 2000 Championship

Session: Indy Pro 2000 Test Session 1

August 20, 2020

Lap Data for Car 7 - Enders, Kory

Best Lap

| Lap | Time | Speed | Session Time | Lap TOD | TL |
|-----|------------|---------|--------------|----------|-----|
| 0 | No Time | ***** | 00:00:13 | 12:45:14 | SFP |
| 1 | 00:39.2084 | 62.987 | 00:00:52 | 12:45:53 | SF |
| 2 | 00:23.4367 | 105.373 | 00:01:15 | 12:46:16 | SF |
| 3 | 00:22.9366 | 107.671 | 00:01:38 | 12:46:39 | SF |
| 4 | 00:22.3921 | 110.289 | 00:02:01 | 12:47:02 | SF |
| 5 | 00:22.2900 | 110.794 | 00:02:23 | 12:47:24 | SF |
| 6 | 00:22.6791 | 108.893 | 00:02:46 | 12:47:47 | SF |
| 7 | 00:21.9530 | 112.495 | 00:03:08 | 12:48:08 | SF |
| 8 | 00:25.4934 | 96.872 | 00:03:33 | 12:48:34 | SF |
| 9 | 00:51.8666 | 47.614 | 00:04:25 | 12:49:26 | SFP |
| 10 | 04:43.0119 | 8.726 | 00:09:08 | 12:54:09 | SFP |
| 11 | 00:31.6949 | 77.918 | 00:09:40 | 12:54:41 | SF |
| 12 | 00:22.0746 | 111.875 | 00:10:02 | 12:55:03 | SF |
| 13 | 00:21.8153 | 113.205 | 00:10:24 | 12:55:24 | SF |
| 14 | 00:21.7966 | 113.302 | 00:10:45 | 12:55:46 | SF |
| 15 | 00:22.4512 | 109.999 | 00:11:08 | 12:56:09 | SF |
| 16 | 00:22.7815 | 108.404 | 00:11:31 | 12:56:31 | SF |
| 17 | 00:22.2774 | 110.857 | 00:11:53 | 12:56:54 | SF |
| 18 | 00:21.9796 | 112.359 | 00:12:15 | 12:57:16 | SF |
| 19 | 00:22.4702 | 109.906 | 00:12:37 | 12:57:38 | SF |
| 20 | 00:22.1338 | 111.576 | 00:12:60 | 12:58:00 | SF |
| 21 | 00:40.5103 | 60.962 | 00:13:40 | 12:58:41 | SFP |
| 22 | 07:08.4260 | 5.764 | 00:20:49 | 13:05:49 | SF |
| 23 | 00:22.5452 | 109.540 | 00:21:11 | 13:06:12 | SF |
| 24 | 00:21.9752 | 112.381 | 00:21:33 | 13:06:34 | SF |
| 25 | 00:21.9278 | 112.624 | 00:21:55 | 13:06:56 | SF |
| 26 | 00:21.9499 | 112.511 | 00:22:17 | 13:07:18 | SF |
| 27 | 00:21.9540 | 112.490 | 00:22:39 | 13:07:40 | SF |
| 28 | 00:22.0519 | 111.990 | 00:23:01 | 13:08:02 | SF |
| 29 | 00:22.1041 | 111.726 | 00:23:23 | 13:08:24 | SF |
| 30 | 00:36.7734 | 67.157 | 00:23:60 | 13:09:01 | SFP |
| 31 | 03:37.2515 | 11.367 | 00:27:37 | 13:12:38 | SF |
| 32 | 00:22.1477 | 111.506 | 00:27:59 | 13:12:60 | SF |
| 33 | 00:22.1629 | 111.429 | 00:28:21 | 13:13:22 | SF |
| 34 | 00:22.3066 | 110.712 | 00:28:44 | 13:13:44 | SF |
| 35 | 00:22.2095 | 111.196 | 00:29:06 | 13:14:07 | SF |
| 36 | 00:22.9471 | 107.621 | 00:29:29 | 13:14:30 | SF |
| 37 | 00:35.8774 | 68.834 | 00:30:05 | 13:15:05 | SFP |

Event: Lucas Oil RTI Open Test

Track: Lucas Oil Raceway

0.686 mile(s)



Report: Lap Report

Indy Pro 2000 Championship


Session: Indy Pro 2000 Test Session 1

August 20, 2020

Lap Data for Car 8 - Sulaiman, Manuel (R)


Best Lap

| Lap | Time | Speed | Session Time | Lap TOD | TL |
|-----|------------|---------|--------------|----------|-----|
| 0 | No Time | ***** | 00:00:00 | 12:42:60 | SFP |
| 0 | 02:37.3755 | 15.692 | 00:00:37 | 12:45:37 | SF |
| 1 | 00:22.3893 | 110.303 | 00:00:59 | 12:45:60 | SF |
| 2 | 00:22.1417 | 111.536 | 00:01:21 | 12:46:22 | SF |
| 3 | 00:22.0652 | 111.923 | 00:01:43 | 12:46:44 | SF |
| 4 | 00:22.7399 | 108.602 | 00:02:06 | 12:47:07 | SF |
| 5 | 00:22.4890 | 109.814 | 00:02:28 | 12:47:29 | SF |
| 6 | 00:22.1980 | 111.253 | 00:02:51 | 12:47:51 | SF |
| 7 | 00:22.1255 | 111.618 | 00:03:13 | 12:48:13 | SF |
| 8 | 00:50.8550 | 48.562 | 00:04:04 | 12:49:04 | SFP |
| 9 | 05:34.7837 | 7.377 | 00:09:38 | 12:54:39 | SF |
| 10 | 00:21.9074 | 112.729 | 00:10:00 | 12:55:01 | SF |
| 11 | 00:21.8628 | 112.959 | 00:10:22 | 12:55:23 | SF |
| 12 | 00:21.8357 | 113.099 | 00:10:44 | 12:55:45 | SF |
| 13 | 00:21.6705 | 113.961 | 00:11:06 | 12:56:06 | SF |
| 14 | 00:21.7479 | 113.556 | 00:11:27 | 12:56:28 | SF |
| 15 | 00:21.5795 | 114.442 | 00:11:49 | 12:56:50 | SF |
| 16 | 00:21.7021 | 113.795 | 00:12:11 | 12:57:11 | SF |
| 17 | 00:21.8309 | 113.124 | 00:12:33 | 12:57:33 | SF |
| 18 | 00:21.7779 | 113.399 | 00:12:54 | 12:57:55 | SF |
| 19 | 00:36.5054 | 67.650 | 00:13:31 | 12:58:32 | SFP |
| 20 | 04:43.2570 | 8.719 | 00:18:14 | 13:03:15 | SF |
| 21 | 00:21.4121 | 115.337 | 00:18:35 | 13:03:36 | SF |
| 22 | 00:21.4492 | 115.137 | 00:18:57 | 13:03:58 | SF |
| 23 | 00:21.4546 | 115.108 | 00:19:18 | 13:04:19 | SF |
| 24 | 00:21.6825 | 113.898 | 00:19:40 | 13:04:41 | SF |
| 25 | 00:22.7066 | 108.761 | 00:20:03 | 13:05:04 | SF |
| 26 | 00:21.4475 | 115.146 | 00:20:24 | 13:05:25 | SF |
| 27 | 00:21.8140 | 113.212 | 00:20:46 | 13:05:47 | SF |
| 28 | 00:38.7106 | 63.796 | 00:21:25 | 13:06:25 | SFP |
| 29 | 04:10.4100 | 9.862 | 00:25:35 | 13:10:36 | SF |
| 30 | 00:21.7432 | 113.580 | 00:25:57 | 13:10:58 | SF |
| 31 | 00:22.0583 | 111.958 | 00:26:19 | 13:11:20 | SF |
| 32 | 00:22.1116 | 111.688 | 00:26:41 | 13:11:42 | SF |
| 33 | 00:22.1408 | 111.541 | 00:27:03 | 13:12:04 | SF |
| 34 | 00:22.0339 | 112.082 | 00:27:25 | 13:12:26 | SF |
| 35 | 00:23.0601 | 107.094 | 00:27:48 | 13:12:49 | SF |
| 36 | 00:21.8891 | 112.823 | 00:28:10 | 13:13:11 | SF |
| 37 | 00:21.6361 | 114.143 | 00:28:32 | 13:13:33 | SF |
| 38 | 00:21.6712 | 113.958 | 00:28:54 | 13:13:54 | SF |
| 39 | 00:21.9635 | 112.441 | 00:29:15 | 13:14:16 | SF |
| 40 | 00:21.5527 | 114.584 | 00:29:37 | 13:14:38 | SF |
| 41 | 00:21.7650 | 113.467 | 00:29:59 | 13:14:60 | SF |
| 42 | 00:21.8806 | 112.867 | 00:30:21 | 13:15:21 | SF |

| | | | |
|-----------------|-------------------------------------|-----------------------------------|---|
| Event: | Lucas Oil RTI Open Test | 0.686 mile(s) |  |
| Track: | Lucas Oil Raceway | | |
| Report: | Lap Report | Indy Pro 2000 Championship | |
| Session: | Indy Pro 2000 Test Session 1 | August 20, 2020 | |

| | |
|---|-----------------|
| Lap Data for Car 83 - Finelli, Charles | Best Lap |
|---|-----------------|

| Lap | Time | Speed | Session Time | Lap TOD | TL |
|-----|------------|---------|--------------|----------|-----|
| 0 | No Time | ***** | 00:00:59 | 12:45:60 | SFP |
| 1 | 00:38.7144 | 63.790 | 00:01:38 | 12:46:39 | SF |
| 2 | 00:27.6509 | 89.314 | 00:02:05 | 12:47:06 | SF |
| 3 | 00:24.7259 | 99.879 | 00:02:30 | 12:47:31 | SF |
| 4 | 00:23.7304 | 104.069 | 00:02:54 | 12:47:55 | SF |

| | | | |
|-----------------|-------------------------------------|-----------------------------------|---|
| Event: | Lucas Oil RTI Open Test | 0.686 mile(s) |  |
| Track: | Lucas Oil Raceway | | |
| Report: | Lap Report | Indy Pro 2000 Championship | |
| Session: | Indy Pro 2000 Test Session 1 | August 20, 2020 | |

| | |
|--|-----------------|
| Lap Data for Car 9 - Thompson, Parker | Best Lap |
|--|-----------------|

| Lap | Time | Speed | Session Time | Lap TOD | TL |
|-----|------------|---------|--------------|----------|-----|
| 0 | No Time | ***** | 00:00:00 | 12:42:50 | SFP |
| 0 | 02:45.5970 | 14.913 | 00:00:35 | 12:45:35 | SF |
| 1 | 00:22.6987 | 108.799 | 00:00:57 | 12:45:58 | SF |
| 2 | 00:22.2647 | 110.920 | 00:01:20 | 12:46:20 | SF |
| 3 | 00:22.0074 | 112.217 | 00:01:42 | 12:46:42 | SF |
| 4 | 00:21.7713 | 113.434 | 00:02:03 | 12:47:04 | SF |
| 5 | 00:22.3832 | 110.333 | 00:02:26 | 12:47:27 | SF |
| 6 | 00:22.6377 | 109.092 | 00:02:49 | 12:47:49 | SF |
| 7 | 00:22.1265 | 111.613 | 00:03:11 | 12:48:11 | SF |
| 8 | 00:48.8584 | 50.546 | 00:03:60 | 12:49:00 | SFP |
| 9 | 05:38.2833 | 7.300 | 00:09:38 | 12:54:39 | SF |
| 10 | 00:21.7723 | 113.429 | 00:09:60 | 12:55:00 | SF |
| 11 | 00:21.5226 | 114.745 | 00:10:21 | 12:55:22 | SF |
| 12 | 00:21.2955 | 115.968 | 00:10:42 | 12:55:43 | SF |
| 13 | 00:21.6490 | 114.075 | 00:11:04 | 12:56:05 | SF |
| 14 | 00:21.3762 | 115.530 | 00:11:25 | 12:56:26 | SF |
| 15 | 00:21.3724 | 115.551 | 00:11:47 | 12:56:48 | SF |
| 16 | 00:34.2586 | 72.087 | 00:12:21 | 12:57:22 | SFP |