

| | | | |
|-----------------|-------------------------------------|-----------------------------------|---|
| Event: | RTI LOR Open Test | 0.686 mile(s) |  |
| Track: | Lucas Oil Raceway | | |
| Report: | Lap Report | Indy Pro 2000 Championship | |
| Session: | Indy Pro 2000 Test Session 1 | May 13, 2019 | |

| | |
|--|-----------------|
| Lap Data for Car 10 - Lindh, Rasmus (R) | Best Lap |
|--|-----------------|

| Lap | Time | Speed | Session Time | Lap TOD | TL |
|-----|------------|---------|--------------|----------|----|
| 0 | No Time | ***** | 00:04:33 | 13:39:34 | SF |
| 1 | 00:27.3140 | 90.415 | 00:04:60 | 13:40:02 | SF |
| 2 | 00:23.2401 | 106.265 | 00:05:23 | 13:40:25 | SF |
| 3 | 00:22.1502 | 111.493 | 00:05:45 | 13:40:47 | SF |
| 4 | 00:21.6603 | 114.015 | 00:06:07 | 13:41:09 | SF |
| 5 | 00:21.2521 | 116.205 | 00:06:28 | 13:41:30 | SF |
| 6 | 00:23.5873 | 104.700 | 00:06:52 | 13:41:54 | SF |
| 7 | 00:21.4937 | 114.899 | 00:07:13 | 13:42:15 | SF |
| 8 | 00:21.4923 | 114.906 | 00:07:35 | 13:42:37 | SF |
| 9 | 00:21.4697 | 115.027 | 00:07:56 | 13:42:58 | SF |
| 10 | 00:21.3563 | 115.638 | 00:08:18 | 13:43:19 | SF |
| 11 | 00:21.5406 | 114.649 | 00:08:39 | 13:43:41 | SF |
| 12 | 00:21.3704 | 115.562 | 00:09:01 | 13:44:02 | SF |
| 13 | 00:21.6458 | 114.091 | 00:09:22 | 13:44:24 | SF |
| 14 | 00:21.1739 | 116.634 | 00:09:43 | 13:44:45 | SF |
| 15 | 00:21.1720 | 116.645 | 00:10:05 | 13:45:06 | SF |
| 16 | 00:21.4477 | 115.145 | 00:10:26 | 13:45:28 | SF |
| 17 | 00:21.7541 | 113.523 | 00:10:48 | 13:45:50 | SF |
| 18 | 00:21.1853 | 116.571 | 00:11:09 | 13:46:11 | SF |
| 19 | 00:21.2486 | 116.224 | 00:11:30 | 13:46:32 | SF |
| 20 | 00:21.2842 | 116.030 | 00:11:51 | 13:46:53 | SF |
| 21 | 05:28.4292 | 7.519 | 00:17:20 | 13:52:22 | SF |
| 22 | 00:21.2039 | 116.469 | 00:17:41 | 13:52:43 | SF |
| 23 | 00:20.8376 | 118.517 | 00:18:02 | 13:53:04 | SF |
| 24 | 00:20.9726 | 117.754 | 00:18:23 | 13:53:25 | SF |
| 25 | 00:21.0339 | 117.410 | 00:18:44 | 13:53:46 | SF |
| 26 | 00:20.9279 | 118.005 | 00:19:05 | 13:54:07 | SF |
| 27 | 00:20.9233 | 118.031 | 00:19:26 | 13:54:28 | SF |
| 28 | 00:21.0151 | 117.516 | 00:19:47 | 13:54:49 | SF |
| 29 | 00:21.0469 | 117.338 | 00:20:08 | 13:55:10 | SF |
| 30 | 00:21.0574 | 117.279 | 00:20:29 | 13:55:31 | SF |
| 31 | 00:21.1311 | 116.870 | 00:20:50 | 13:55:52 | SF |
| 32 | 03:49.5896 | 10.757 | 00:24:40 | 13:59:41 | SF |
| 33 | 00:21.1391 | 116.826 | 00:25:01 | 14:00:03 | SF |
| 34 | 00:21.1892 | 116.550 | 00:25:22 | 14:00:24 | SF |
| 35 | 00:21.0577 | 117.278 | 00:25:43 | 14:00:45 | SF |
| 36 | 00:21.2740 | 116.085 | 00:26:04 | 14:01:06 | SF |
| 37 | 00:21.4118 | 115.338 | 00:26:26 | 14:01:28 | SF |
| 38 | 00:21.4925 | 114.905 | 00:26:47 | 14:01:49 | SF |
| 39 | 00:21.1915 | 116.537 | 00:27:08 | 14:02:10 | SF |
| 40 | 00:21.2069 | 116.453 | 00:27:30 | 14:02:31 | SF |
| 41 | 00:21.1513 | 116.759 | 00:27:51 | 14:02:53 | SF |
| 42 | 00:21.2476 | 116.230 | 00:28:12 | 14:03:14 | SF |
| 43 | 00:21.2107 | 116.432 | 00:28:33 | 14:03:35 | SF |
| 44 | 00:21.1907 | 116.542 | 00:28:54 | 14:03:56 | SF |

| | | | |
|-----------------|-------------------------------------|-----------------------------------|---|
| Event: | RTI LOR Open Test | 0.686 mile(s) |  |
| Track: | Lucas Oil Raceway | | |
| Report: | Lap Report | Indy Pro 2000 Championship | |
| Session: | Indy Pro 2000 Test Session 1 | May 13, 2019 | |

| | |
|--|-----------------|
| Lap Data for Car 11 - Serravalle, Antonio | Best Lap |
|--|-----------------|

| Lap | Time | Speed | Session Time | Lap TOD | TL |
|-----|------------|---------|--------------|----------|----|
| 0 | No Time | ***** | 00:00:40 | 13:35:42 | SF |
| 1 | 00:25.2375 | 97.854 | 00:01:05 | 13:36:07 | SF |
| 2 | 00:24.2430 | 101.869 | 00:01:30 | 13:36:31 | SF |
| 3 | 00:23.4659 | 105.242 | 00:01:53 | 13:36:55 | SF |
| 4 | 00:23.0432 | 107.173 | 00:02:16 | 13:37:18 | SF |
| 5 | 00:23.2159 | 106.375 | 00:02:39 | 13:37:41 | SF |
| 6 | 00:23.1276 | 106.782 | 00:03:02 | 13:38:04 | SF |
| 7 | 00:22.6102 | 109.225 | 00:03:25 | 13:38:27 | SF |
| 8 | 00:22.4468 | 110.020 | 00:03:48 | 13:38:49 | SF |
| 9 | 00:22.2322 | 111.082 | 00:04:10 | 13:39:12 | SF |
| 10 | 00:22.6384 | 109.089 | 00:04:32 | 13:39:34 | SF |
| 11 | 00:22.3179 | 110.656 | 00:04:55 | 13:39:57 | SF |
| 12 | 00:22.2952 | 110.768 | 00:05:17 | 13:40:19 | SF |
| 13 | 00:22.3649 | 110.423 | 00:05:39 | 13:40:41 | SF |
| 14 | 00:22.2226 | 111.130 | 00:06:02 | 13:41:03 | SF |
| 15 | 00:24.2120 | 101.999 | 00:06:26 | 13:41:28 | SF |
| 16 | 00:22.2275 | 111.106 | 00:06:48 | 13:41:50 | SF |
| 17 | 00:21.9097 | 112.717 | 00:07:10 | 13:42:12 | SF |
| 18 | 00:22.0570 | 111.964 | 00:07:32 | 13:42:34 | SF |
| 19 | 00:22.1800 | 111.344 | 00:07:54 | 13:42:56 | SF |
| 20 | 00:22.0737 | 111.880 | 00:08:16 | 13:43:18 | SF |
| 21 | 00:22.2534 | 110.976 | 00:08:39 | 13:43:40 | SF |
| 22 | 05:48.6452 | 7.083 | 00:14:27 | 13:49:29 | SF |
| 23 | 00:22.6043 | 109.254 | 00:14:50 | 13:49:52 | SF |
| 24 | 00:22.1670 | 111.409 | 00:15:12 | 13:50:14 | SF |
| 25 | 00:21.8209 | 113.176 | 00:15:34 | 13:50:36 | SF |
| 26 | 00:21.7436 | 113.578 | 00:15:56 | 13:50:57 | SF |
| 27 | 00:21.8014 | 113.277 | 00:16:17 | 13:51:19 | SF |
| 28 | 00:22.2510 | 110.988 | 00:16:40 | 13:51:41 | SF |
| 29 | 00:22.0253 | 112.126 | 00:17:02 | 13:52:03 | SF |
| 30 | 00:22.2568 | 110.959 | 00:17:24 | 13:52:26 | SF |
| 31 | 06:28.6673 | 6.354 | 00:23:53 | 13:58:54 | SF |
| 32 | 00:22.4223 | 110.140 | 00:24:15 | 13:59:17 | SF |
| 33 | 00:21.9334 | 112.595 | 00:24:37 | 13:59:39 | SF |
| 34 | 00:21.8373 | 113.091 | 00:24:59 | 14:00:01 | SF |
| 35 | 00:21.6117 | 114.271 | 00:25:20 | 14:00:22 | SF |
| 36 | 00:21.6820 | 113.901 | 00:25:42 | 14:00:44 | SF |
| 37 | 00:21.7507 | 113.541 | 00:26:04 | 14:01:06 | SF |
| 38 | 00:21.6842 | 113.889 | 00:26:25 | 14:01:27 | SF |
| 39 | 00:22.3835 | 110.331 | 00:26:48 | 14:01:50 | SF |
| 40 | 00:21.7129 | 113.739 | 00:27:10 | 14:02:11 | SF |
| 41 | 00:21.8746 | 112.898 | 00:27:31 | 14:02:33 | SF |
| 42 | 00:21.8398 | 113.078 | 00:27:53 | 14:02:55 | SF |
| 43 | 00:22.0290 | 112.107 | 00:28:15 | 14:03:17 | SF |

Event: RTI LOR Open Test

Track: Lucas Oil Raceway

0.686 mile(s)



Report: Lap Report

Indy Pro 2000 Championship

Session: Indy Pro 2000 Test Session 1

May 13, 2019

Lap Data for Car 2 - Robb, Sting Ray

Best Lap

| Lap | Time | Speed | Session Time | Lap TOD | TL |
|-----|------------|---------|--------------|----------|----|
| 0 | No Time | ***** | 00:11:48 | 13:46:49 | SF |
| 1 | 00:24.8867 | 99.234 | 00:12:12 | 13:47:14 | SF |
| 2 | 00:25.4504 | 97.036 | 00:12:38 | 13:47:40 | SF |
| 3 | 00:24.1835 | 102.119 | 00:13:02 | 13:48:04 | SF |
| 4 | 00:23.2587 | 106.180 | 00:13:25 | 13:48:27 | SF |
| 5 | 00:23.7339 | 104.054 | 00:13:49 | 13:48:51 | SF |
| 6 | 00:23.3453 | 105.786 | 00:14:12 | 13:49:14 | SF |
| 7 | 00:22.1558 | 111.465 | 00:14:35 | 13:49:36 | SF |
| 8 | 00:21.7888 | 113.343 | 00:14:56 | 13:49:58 | SF |
| 9 | 00:22.2026 | 111.230 | 00:15:19 | 13:50:20 | SF |
| 10 | 00:22.1891 | 111.298 | 00:15:41 | 13:50:43 | SF |
| 11 | 00:22.2353 | 111.067 | 00:16:03 | 13:51:05 | SF |
| 12 | 02:28.4509 | 16.636 | 00:18:31 | 13:53:33 | SF |
| 13 | 00:21.8831 | 112.854 | 00:18:53 | 13:53:55 | SF |
| 14 | 00:21.5576 | 114.558 | 00:19:15 | 13:54:17 | SF |
| 15 | 00:21.5327 | 114.691 | 00:19:36 | 13:54:38 | SF |
| 16 | 00:21.4835 | 114.953 | 00:19:58 | 13:54:60 | SF |
| 17 | 00:21.5661 | 114.513 | 00:20:19 | 13:55:21 | SF |
| 18 | 00:21.9392 | 112.566 | 00:20:41 | 13:55:43 | SF |
| 19 | 00:21.6207 | 114.224 | 00:21:03 | 13:56:05 | SF |
| 20 | 00:21.5126 | 114.798 | 00:21:25 | 13:56:26 | SF |
| 21 | 00:21.6463 | 114.089 | 00:21:46 | 13:56:48 | SF |
| 22 | 00:21.4262 | 115.261 | 00:22:08 | 13:57:09 | SF |
| 23 | 00:21.4813 | 114.965 | 00:22:29 | 13:57:31 | SF |
| 24 | 00:21.4798 | 114.973 | 00:22:51 | 13:57:52 | SF |
| 25 | 00:21.8363 | 113.096 | 00:23:12 | 13:58:14 | SF |
| 26 | 00:21.7165 | 113.720 | 00:23:34 | 13:58:36 | SF |
| 27 | 00:21.7403 | 113.595 | 00:23:56 | 13:58:58 | SF |
| 28 | 00:21.8538 | 113.006 | 00:24:18 | 13:59:20 | SF |
| 29 | 03:08.9814 | 13.068 | 00:27:27 | 14:02:29 | SF |
| 30 | 00:22.2573 | 110.957 | 00:27:49 | 14:02:51 | SF |
| 31 | 00:21.2823 | 116.040 | 00:28:10 | 14:03:12 | SF |
| 32 | 00:21.2947 | 115.973 | 00:28:32 | 14:03:33 | SF |
| 33 | 00:21.7713 | 113.434 | 00:28:53 | 14:03:55 | SF |
| 34 | 00:21.7704 | 113.438 | 00:29:15 | 14:04:17 | SF |
| 35 | 00:22.5841 | 109.351 | 00:29:38 | 14:04:40 | SF |
| 36 | 00:21.1853 | 116.571 | 00:29:59 | 14:05:01 | SF |
| 37 | 00:21.2592 | 116.166 | 00:30:20 | 14:05:22 | SF |

| | | | |
|-----------------|-------------------------------------|-----------------------------------|---|
| Event: | RTI LOR Open Test | 0.686 mile(s) |  |
| Track: | Lucas Oil Raceway | | |
| Report: | Lap Report | Indy Pro 2000 Championship | |
| Session: | Indy Pro 2000 Test Session 1 | May 13, 2019 | |

| | |
|---|-----------------|
| Lap Data for Car 28 - Kirkwood, Kyle (R) | Best Lap |
|---|-----------------|

| Lap | Time | Speed | Session Time | Lap TOD | TL |
|-----|------------|---------|--------------|----------|----|
| 0 | No Time | ***** | 00:00:38 | 13:35:39 | SF |
| 1 | 00:24.7987 | 99.586 | 00:01:02 | 13:36:04 | SF |
| 2 | 00:22.8285 | 108.181 | 00:01:25 | 13:36:27 | SF |
| 3 | 00:23.0071 | 107.341 | 00:01:48 | 13:36:50 | SF |
| 4 | 00:22.7565 | 108.523 | 00:02:11 | 13:37:13 | SF |
| 5 | 00:21.5753 | 114.464 | 00:02:33 | 13:37:34 | SF |
| 6 | 00:21.2378 | 116.283 | 00:02:54 | 13:37:56 | SF |
| 7 | 00:21.4853 | 114.944 | 00:03:15 | 13:38:17 | SF |
| 8 | 00:22.1401 | 111.544 | 00:03:37 | 13:38:39 | SF |
| 9 | 00:21.4264 | 115.260 | 00:03:59 | 13:39:01 | SF |
| 10 | 00:21.3053 | 115.915 | 00:04:20 | 13:39:22 | SF |
| 11 | 00:21.3659 | 115.586 | 00:04:42 | 13:39:43 | SF |
| 12 | 00:21.5161 | 114.779 | 00:05:03 | 13:40:05 | SF |
| 13 | 00:21.1788 | 116.607 | 00:05:24 | 13:40:26 | SF |
| 14 | 00:21.3889 | 115.462 | 00:05:46 | 13:40:47 | SF |
| 15 | 00:21.5342 | 114.683 | 00:06:07 | 13:41:09 | SF |
| 16 | 00:21.4480 | 115.144 | 00:06:29 | 13:41:30 | SF |
| 17 | 06:44.0200 | 6.113 | 00:13:13 | 13:48:14 | SF |
| 18 | 00:21.3118 | 115.879 | 00:13:34 | 13:48:36 | SF |
| 19 | 00:21.1405 | 116.818 | 00:13:55 | 13:48:57 | SF |
| 20 | 00:21.0314 | 117.424 | 00:14:16 | 13:49:18 | SF |
| 21 | 00:21.1439 | 116.800 | 00:14:37 | 13:49:39 | SF |
| 22 | 00:21.0559 | 117.288 | 00:14:58 | 13:50:00 | SF |
| 23 | 00:21.0786 | 117.161 | 00:15:19 | 13:50:21 | SF |
| 24 | 00:21.5442 | 114.629 | 00:15:41 | 13:50:43 | SF |
| 25 | 03:47.5956 | 10.851 | 00:19:29 | 13:54:30 | SF |
| 26 | 00:21.4544 | 115.109 | 00:19:50 | 13:54:52 | SF |
| 27 | 00:20.8842 | 118.252 | 00:20:11 | 13:55:13 | SF |
| 28 | 00:21.2370 | 116.288 | 00:20:32 | 13:55:34 | SF |
| 29 | 00:21.1613 | 116.704 | 00:20:53 | 13:55:55 | SF |
| 30 | 00:21.1544 | 116.742 | 00:21:14 | 13:56:16 | SF |
| 31 | 00:21.1062 | 117.008 | 00:21:35 | 13:56:37 | SF |
| 32 | 03:38.9132 | 11.281 | 00:25:14 | 14:00:16 | SF |
| 33 | 00:21.6853 | 113.884 | 00:25:36 | 14:00:38 | SF |
| 34 | 00:21.1258 | 116.900 | 00:25:57 | 14:00:59 | SF |
| 35 | 00:20.9277 | 118.006 | 00:26:18 | 14:01:20 | SF |
| 36 | 00:20.9092 | 118.111 | 00:26:39 | 14:01:41 | SF |
| 37 | 00:20.9913 | 117.649 | 00:27:00 | 14:02:02 | SF |
| 38 | 00:21.3054 | 115.914 | 00:27:21 | 14:02:23 | SF |
| 39 | 00:21.2686 | 116.115 | 00:27:43 | 14:02:44 | SF |
| 40 | 00:20.9731 | 117.751 | 00:28:04 | 14:03:05 | SF |
| 41 | 00:20.8673 | 118.348 | 00:28:24 | 14:03:26 | SF |
| 42 | 00:20.8867 | 118.238 | 00:28:45 | 14:03:47 | SF |
| 43 | 00:20.8401 | 118.502 | 00:29:06 | 14:04:08 | SF |

| | | | |
|-----------------|-------------------------------------|-----------------------------------|---|
| Event: | RTI LOR Open Test | 0.686 mile(s) |  |
| Track: | Lucas Oil Raceway | | |
| Report: | Lap Report | Indy Pro 2000 Championship | |
| Session: | Indy Pro 2000 Test Session 1 | May 13, 2019 | |

| | |
|--|-----------------|
| Lap Data for Car 5 - Rodriguez, Ian (R) | Best Lap |
|--|-----------------|

| Lap | Time | Speed | Session Time | Lap TOD | TL |
|-----|------------|---------|--------------|----------|----|
| 0 | No Time | ***** | 00:00:50 | 13:35:51 | SF |
| 1 | 00:31.2365 | 79.061 | 00:01:21 | 13:36:23 | SF |
| 2 | 00:26.9417 | 91.665 | 00:01:48 | 13:36:50 | SF |
| 3 | 00:27.4116 | 90.093 | 00:02:15 | 13:37:17 | SF |
| 4 | 00:24.8858 | 99.237 | 00:02:40 | 13:37:42 | SF |
| 5 | 00:24.2760 | 101.730 | 00:03:04 | 13:38:06 | SF |
| 6 | 00:23.8112 | 103.716 | 00:03:28 | 13:38:30 | SF |
| 7 | 00:22.7526 | 108.541 | 00:03:51 | 13:38:53 | SF |
| 8 | 00:22.3960 | 110.270 | 00:04:13 | 13:39:15 | SF |
| 9 | 00:22.1843 | 111.322 | 00:04:36 | 13:39:37 | SF |
| 10 | 00:21.9769 | 112.373 | 00:04:57 | 13:39:59 | SF |
| 11 | 00:23.6142 | 104.581 | 00:05:21 | 13:40:23 | SF |
| 12 | 10:50.2239 | 3.798 | 00:16:11 | 13:51:13 | SF |
| 13 | 00:24.0919 | 102.507 | 00:16:35 | 13:51:37 | SF |
| 14 | 00:21.8978 | 112.778 | 00:16:57 | 13:51:59 | SF |
| 15 | 00:22.6732 | 108.922 | 00:17:20 | 13:52:22 | SF |
| 16 | 00:22.0577 | 111.961 | 00:17:42 | 13:52:44 | SF |
| 17 | 00:22.3249 | 110.621 | 00:18:04 | 13:53:06 | SF |
| 18 | 00:21.9330 | 112.597 | 00:18:26 | 13:53:28 | SF |
| 19 | 00:22.1354 | 111.568 | 00:18:48 | 13:53:50 | SF |
| 20 | 00:21.8475 | 113.038 | 00:19:10 | 13:54:12 | SF |
| 21 | 00:21.6324 | 114.162 | 00:19:32 | 13:54:34 | SF |
| 22 | 00:21.7747 | 113.416 | 00:19:54 | 13:54:56 | SF |
| 23 | 00:21.7424 | 113.585 | 00:20:15 | 13:55:17 | SF |
| 24 | 00:21.6939 | 113.838 | 00:20:37 | 13:55:39 | SF |
| 25 | 00:21.6186 | 114.235 | 00:20:59 | 13:56:01 | SF |
| 26 | 00:21.7033 | 113.789 | 00:21:20 | 13:56:22 | SF |
| 27 | 00:21.7859 | 113.358 | 00:21:42 | 13:56:44 | SF |
| 28 | 00:22.0407 | 112.047 | 00:22:04 | 13:57:06 | SF |
| 29 | 00:22.1150 | 111.671 | 00:22:26 | 13:57:28 | SF |
| 30 | 00:22.1779 | 111.354 | 00:22:49 | 13:57:50 | SF |
| 31 | 00:22.1158 | 111.667 | 00:23:11 | 13:58:13 | SF |
| 32 | 00:22.4563 | 109.974 | 00:23:33 | 13:58:35 | SF |
| 33 | 00:24.1114 | 102.425 | 00:23:57 | 13:58:59 | SF |
| 34 | 00:22.3745 | 110.376 | 00:24:20 | 13:59:21 | SF |
| 35 | 00:22.4564 | 109.973 | 00:24:42 | 13:59:44 | SF |
| 36 | 00:22.4446 | 110.031 | 00:25:05 | 14:00:06 | SF |
| 37 | 00:22.4013 | 110.244 | 00:25:27 | 14:00:29 | SF |
| 38 | 00:22.2313 | 111.087 | 00:25:49 | 14:00:51 | SF |
| 39 | 00:22.0044 | 112.232 | 00:26:11 | 14:01:13 | SF |
| 40 | 00:21.6809 | 113.907 | 00:26:33 | 14:01:35 | SF |
| 41 | 00:21.8973 | 112.781 | 00:26:55 | 14:01:57 | SF |
| 42 | 00:22.0766 | 111.865 | 00:27:17 | 14:02:19 | SF |
| 43 | 00:22.2632 | 110.927 | 00:27:39 | 14:02:41 | SF |
| 44 | 00:24.2524 | 101.829 | 00:28:03 | 14:03:05 | SF |
| 45 | 00:26.8295 | 92.048 | 00:28:30 | 14:03:32 | SF |

| | | | |
|-----------------|-------------------------------------|-----------------------------------|---|
| Event: | RTI LOR Open Test | 0.686 mile(s) |  |
| Track: | Lucas Oil Raceway | | |
| Report: | Lap Report | Indy Pro 2000 Championship | |
| Session: | Indy Pro 2000 Test Session 1 | May 13, 2019 | |

| | |
|--|-----------------|
| Lap Data for Car 5 - Rodriguez, Ian (R) | Best Lap |
|--|-----------------|

| Lap | Time | Speed | Session Time | Lap TOD | TL |
|-----|------------|---------|--------------|----------|----|
| 46 | 00:26.5735 | 92.935 | 00:28:57 | 14:03:59 | SF |
| 47 | 00:21.8788 | 112.876 | 00:29:19 | 14:04:20 | SF |
| 48 | 00:22.0734 | 111.881 | 00:29:41 | 14:04:43 | SF |
| 49 | 00:21.7614 | 113.485 | 00:30:02 | 14:05:04 | SF |
| 49 | No Time | ***** | 00:30:32 | 14:05:34 | SF |

Event: RTI LOR Open Test

Track: Lucas Oil Raceway

0.686 mile(s)



Report: Lap Report

Indy Pro 2000 Championship

Session: Indy Pro 2000 Test Session 1

May 13, 2019

Lap Data for Car 51 - Abel, Jacob (R)

Best Lap

| Lap | Time | Speed | Session Time | Lap TOD | TL |
|-----|------------|---------|--------------|----------|----|
| 0 | No Time | ***** | 00:00:53 | 13:35:55 | SF |
| 1 | 00:25.5851 | 96.525 | 00:01:18 | 13:36:20 | SF |
| 2 | 00:24.9474 | 98.992 | 00:01:43 | 13:36:45 | SF |
| 3 | 00:23.3428 | 105.797 | 00:02:07 | 13:37:08 | SF |
| 4 | 00:22.8883 | 107.898 | 00:02:29 | 13:37:31 | SF |
| 5 | 00:22.6920 | 108.831 | 00:02:52 | 13:37:54 | SF |
| 6 | 00:22.4027 | 110.237 | 00:03:15 | 13:38:16 | SF |
| 7 | 00:22.7806 | 108.408 | 00:03:37 | 13:38:39 | SF |
| 8 | 00:22.9539 | 107.590 | 00:04:00 | 13:39:02 | SF |
| 9 | 00:22.5505 | 109.514 | 00:04:23 | 13:39:25 | SF |
| 10 | 04:05.4996 | 10.059 | 00:08:28 | 13:43:30 | SF |
| 11 | 00:22.4192 | 110.156 | 00:08:51 | 13:43:53 | SF |
| 12 | 00:21.7939 | 113.316 | 00:09:13 | 13:44:14 | SF |
| 13 | 00:21.9601 | 112.459 | 00:09:35 | 13:44:36 | SF |
| 14 | 00:21.8119 | 113.223 | 00:09:56 | 13:44:58 | SF |
| 15 | 00:21.8200 | 113.181 | 00:10:18 | 13:45:20 | SF |
| 16 | 00:21.9382 | 112.571 | 00:10:40 | 13:45:42 | SF |
| 17 | 00:22.1378 | 111.556 | 00:11:02 | 13:46:04 | SF |
| 18 | 00:22.0136 | 112.185 | 00:11:24 | 13:46:26 | SF |
| 19 | 00:22.1966 | 111.260 | 00:11:46 | 13:46:48 | SF |
| 20 | 02:36.9409 | 15.736 | 00:14:23 | 13:49:25 | SF |
| 21 | 00:21.5412 | 114.645 | 00:14:45 | 13:49:47 | SF |
| 22 | 00:21.5787 | 114.446 | 00:15:06 | 13:50:08 | SF |
| 23 | 00:21.8473 | 113.039 | 00:15:28 | 13:50:30 | SF |
| 24 | 00:21.5937 | 114.367 | 00:15:50 | 13:50:52 | SF |
| 25 | 00:21.6087 | 114.287 | 00:16:12 | 13:51:13 | SF |
| 26 | 01:57.6804 | 20.986 | 00:18:09 | 13:53:11 | SF |
| 27 | 00:21.7473 | 113.559 | 00:18:31 | 13:53:33 | SF |
| 28 | 00:21.4772 | 114.987 | 00:18:52 | 13:53:54 | SF |
| 29 | 00:21.5089 | 114.818 | 00:19:14 | 13:54:16 | SF |
| 30 | 00:21.4247 | 115.269 | 00:19:35 | 13:54:37 | SF |
| 31 | 00:21.3537 | 115.652 | 00:19:57 | 13:54:59 | SF |
| 32 | 00:21.5423 | 114.640 | 00:20:18 | 13:55:20 | SF |
| 33 | 00:21.7140 | 113.733 | 00:20:40 | 13:55:42 | SF |
| 34 | 00:21.6886 | 113.866 | 00:21:02 | 13:56:04 | SF |
| 35 | 00:21.5197 | 114.760 | 00:21:23 | 13:56:25 | SF |
| 36 | 03:10.9099 | 12.936 | 00:24:34 | 13:59:36 | SF |
| 37 | 00:21.4631 | 115.063 | 00:24:56 | 13:59:57 | SF |
| 38 | 00:21.4544 | 115.109 | 00:25:17 | 14:00:19 | SF |
| 39 | 00:21.4657 | 115.049 | 00:25:38 | 14:00:40 | SF |
| 40 | 00:21.5298 | 114.706 | 00:26:00 | 14:01:02 | SF |
| 41 | 00:21.4446 | 115.162 | 00:26:21 | 14:01:23 | SF |
| 42 | 00:21.4511 | 115.127 | 00:26:43 | 14:01:45 | SF |
| 43 | 00:21.5359 | 114.674 | 00:27:04 | 14:02:06 | SF |
| 44 | 00:21.7065 | 113.772 | 00:27:26 | 14:02:28 | SF |
| 45 | 00:21.5384 | 114.660 | 00:27:48 | 14:02:50 | SF |

| | | | |
|-----------------|-------------------------------------|-----------------------------------|---|
| Event: | RTI LOR Open Test | 0.686 mile(s) |  |
| Track: | Lucas Oil Raceway | | |
| Report: | Lap Report | Indy Pro 2000 Championship | |
| Session: | Indy Pro 2000 Test Session 1 | May 13, 2019 | |

| | |
|--|-----------------|
| Lap Data for Car 51 - Abel, Jacob (R) | Best Lap |
|--|-----------------|

| Lap | Time | Speed | Session Time | Lap TOD | TL |
|-----|------------|---------|--------------|----------|----|
| 46 | 00:21.6596 | 114.019 | 00:28:09 | 14:03:11 | SF |
| 47 | 00:21.7779 | 113.399 | 00:28:31 | 14:03:33 | SF |
| 48 | 00:21.8159 | 113.202 | 00:28:53 | 14:03:55 | SF |
| 49 | 00:21.6894 | 113.862 | 00:29:15 | 14:04:16 | SF |
| 50 | 00:21.6088 | 114.287 | 00:29:36 | 14:04:38 | SF |
| 51 | 00:21.5376 | 114.665 | 00:29:58 | 14:04:60 | SF |

Event: RTI LOR Open Test

Track: Lucas Oil Raceway

0.686 mile(s)



Report: Lap Report

Indy Pro 2000 Championship

Session: Indy Pro 2000 Test Session 1

May 13, 2019

Lap Data for Car 6 - de la Vara, Moises

Best Lap

| Lap | Time | Speed | Session Time | Lap TOD | TL |
|-----|------------|---------|--------------|----------|----|
| 0 | No Time | ***** | 00:00:39 | 13:35:41 | SF |
| 1 | 00:24.1407 | 102.300 | 00:01:03 | 13:36:05 | SF |
| 2 | 00:23.1648 | 106.610 | 00:01:26 | 13:36:28 | SF |
| 3 | 00:21.9982 | 112.264 | 00:01:48 | 13:36:50 | SF |
| 4 | 00:21.9792 | 112.361 | 00:02:10 | 13:37:12 | SF |
| 5 | 00:21.5003 | 114.864 | 00:02:32 | 13:37:34 | SF |
| 6 | 00:21.2939 | 115.977 | 00:02:53 | 13:37:55 | SF |
| 7 | 00:21.9181 | 112.674 | 00:03:15 | 13:38:17 | SF |
| 8 | 00:21.7744 | 113.418 | 00:03:37 | 13:38:39 | SF |
| 9 | 00:21.3577 | 115.630 | 00:03:58 | 13:39:00 | SF |
| 10 | 00:21.7291 | 113.654 | 00:04:20 | 13:39:22 | SF |
| 11 | 00:21.4017 | 115.393 | 00:04:41 | 13:39:43 | SF |
| 12 | 06:06.9711 | 6.730 | 00:10:48 | 13:45:50 | SF |
| 13 | 00:21.4984 | 114.874 | 00:11:10 | 13:46:12 | SF |
| 14 | 00:21.4007 | 115.398 | 00:11:31 | 13:46:33 | SF |
| 15 | 00:21.0808 | 117.149 | 00:11:52 | 13:46:54 | SF |
| 16 | 00:21.0815 | 117.145 | 00:12:13 | 13:47:15 | SF |
| 17 | 00:21.1486 | 116.774 | 00:12:35 | 13:47:36 | SF |
| 18 | 00:21.2170 | 116.397 | 00:12:56 | 13:47:58 | SF |
| 19 | 00:21.0008 | 117.596 | 00:13:17 | 13:48:19 | SF |
| 20 | 00:20.9111 | 118.100 | 00:13:38 | 13:48:40 | SF |
| 21 | 00:21.0068 | 117.562 | 00:13:59 | 13:49:01 | SF |
| 22 | 00:22.1325 | 111.583 | 00:14:21 | 13:49:23 | SF |
| 23 | 05:20.8588 | 7.697 | 00:19:42 | 13:54:44 | SF |
| 24 | 00:21.4743 | 115.003 | 00:20:03 | 13:55:05 | SF |
| 25 | 00:21.0901 | 117.098 | 00:20:24 | 13:55:26 | SF |
| 26 | 00:22.2400 | 111.043 | 00:20:47 | 13:55:48 | SF |
| 27 | 00:21.2167 | 116.399 | 00:21:08 | 13:56:10 | SF |
| 28 | 05:53.1621 | 6.993 | 00:27:01 | 14:02:03 | SF |
| 29 | 00:21.2720 | 116.096 | 00:27:22 | 14:02:24 | SF |
| 30 | 00:21.4349 | 115.214 | 00:27:44 | 14:02:45 | SF |
| 31 | 00:21.3083 | 115.898 | 00:28:05 | 14:03:07 | SF |
| 32 | 00:21.4205 | 115.291 | 00:28:26 | 14:03:28 | SF |
| 33 | 00:21.6540 | 114.048 | 00:28:48 | 14:03:50 | SF |
| 34 | 00:21.7835 | 113.370 | 00:29:10 | 14:04:12 | SF |
| 35 | 00:21.5606 | 114.542 | 00:29:31 | 14:04:33 | SF |
| 36 | 00:21.1566 | 116.730 | 00:29:53 | 14:04:54 | SF |
| 37 | 00:21.2967 | 115.962 | 00:30:14 | 14:05:16 | SF |

Event: RTI LOR Open Test

Track: Lucas Oil Raceway

0.686 mile(s)



Report: Lap Report

Indy Pro 2000 Championship


Session: Indy Pro 2000 Test Session 1

May 13, 2019

Lap Data for Car 68 - Frost, Danial (R)

Best Lap

| Lap | Time | Speed | Session Time | Lap TOD | TL |
|-----|------------|---------|--------------|----------|----|
| 0 | No Time | ***** | 00:00:34 | 13:35:36 | SF |
| 1 | 00:22.6893 | 108.844 | 00:00:57 | 13:35:58 | SF |
| 2 | 00:22.1273 | 111.609 | 00:01:19 | 13:36:20 | SF |
| 3 | 00:23.1368 | 106.739 | 00:01:42 | 13:36:44 | SF |
| 4 | 00:21.5665 | 114.511 | 00:02:03 | 13:37:05 | SF |
| 5 | 00:20.9228 | 118.034 | 00:02:24 | 13:37:26 | SF |
| 6 | 00:20.8060 | 118.697 | 00:02:45 | 13:37:47 | SF |
| 7 | 00:20.8102 | 118.673 | 00:03:06 | 13:38:08 | SF |
| 8 | 00:21.7828 | 113.374 | 00:03:28 | 13:38:30 | SF |
| 9 | 00:20.8890 | 118.225 | 00:03:49 | 13:38:50 | SF |
| 10 | 00:21.3618 | 115.608 | 00:04:10 | 13:39:12 | SF |
| 11 | 00:22.3119 | 110.685 | 00:04:32 | 13:39:34 | SF |
| 12 | 00:21.7424 | 113.585 | 00:04:54 | 13:39:56 | SF |
| 13 | 00:21.0307 | 117.428 | 00:05:15 | 13:40:17 | SF |
| 14 | 00:20.6438 | 119.629 | 00:05:36 | 13:40:37 | SF |
| 15 | 00:21.1995 | 116.493 | 00:05:57 | 13:40:59 | SF |
| 16 | 05:07.8119 | 8.023 | 00:11:05 | 13:46:07 | SF |
| 17 | 00:20.6738 | 119.456 | 00:11:25 | 13:46:27 | SF |
| 18 | 00:21.0634 | 117.246 | 00:11:46 | 13:46:48 | SF |
| 19 | 00:21.1173 | 116.947 | 00:12:08 | 13:47:09 | SF |
| 20 | 00:20.4428 | 120.805 | 00:12:28 | 13:47:30 | SF |
| 21 | 00:20.4505 | 120.760 | 00:12:48 | 13:47:50 | SF |
| 22 | 00:21.2593 | 116.166 | 00:13:10 | 13:48:12 | SF |
| 23 | 00:20.5364 | 120.255 | 00:13:30 | 13:48:32 | SF |
| 24 | 00:20.6623 | 119.522 | 00:13:51 | 13:48:53 | SF |
| 25 | 00:21.0857 | 117.122 | 00:14:12 | 13:49:14 | SF |
| 26 | 00:21.1973 | 116.505 | 00:14:33 | 13:49:35 | SF |
| 27 | 00:21.2956 | 115.968 | 00:14:54 | 13:49:56 | SF |
| 28 | 00:20.7718 | 118.892 | 00:15:15 | 13:50:17 | SF |
| 29 | 00:20.6871 | 119.379 | 00:15:36 | 13:50:38 | SF |
| 30 | 00:20.8024 | 118.717 | 00:15:57 | 13:50:59 | SF |
| 31 | 00:20.8166 | 118.636 | 00:16:18 | 13:51:19 | SF |
| 32 | 00:21.6754 | 113.936 | 00:16:39 | 13:51:41 | SF |
| 33 | 00:21.0032 | 117.582 | 00:17:00 | 13:52:02 | SF |
| 34 | 00:21.0611 | 117.259 | 00:17:21 | 13:52:23 | SF |
| 35 | 00:21.0597 | 117.267 | 00:17:42 | 13:52:44 | SF |
| 36 | 00:21.6473 | 114.084 | 00:18:04 | 13:53:06 | SF |
| 37 | 00:20.7837 | 118.824 | 00:18:25 | 13:53:27 | SF |
| 38 | 00:20.8111 | 118.667 | 00:18:46 | 13:53:47 | SF |
| 39 | 00:21.0054 | 117.570 | 00:19:07 | 13:54:08 | SF |
| 40 | 00:20.8462 | 118.468 | 00:19:27 | 13:54:29 | SF |
| 41 | 00:20.8149 | 118.646 | 00:19:48 | 13:54:50 | SF |
| 42 | 00:20.7943 | 118.763 | 00:20:09 | 13:55:11 | SF |
| 43 | 00:20.8183 | 118.626 | 00:20:30 | 13:55:32 | SF |
| 44 | 00:20.9698 | 117.769 | 00:20:51 | 13:55:53 | SF |
| 45 | 00:21.0515 | 117.312 | 00:21:12 | 13:56:14 | SF |

| | | | |
|-----------------|-------------------------------------|-----------------------------------|---|
| Event: | RTI LOR Open Test | 0.686 mile(s) |  |
| Track: | Lucas Oil Raceway | | |
| Report: | Lap Report | Indy Pro 2000 Championship | |
| Session: | Indy Pro 2000 Test Session 1 | May 13, 2019 | |

| | |
|--|-----------------|
| Lap Data for Car 68 - Frost, Danial (R) | Best Lap |
|--|-----------------|

| Lap | Time | Speed | Session Time | Lap TOD | TL |
|-----|------------|---------|--------------|----------|----|
| 46 | 05:03.5995 | 8.134 | 00:26:15 | 14:01:17 | SF |
| 47 | 00:20.6407 | 119.647 | 00:26:36 | 14:01:38 | SF |
| 48 | 00:20.3215 | 121.526 | 00:26:56 | 14:01:58 | SF |
| 49 | 00:20.5150 | 120.380 | 00:27:17 | 14:02:19 | SF |
| 50 | 00:20.9259 | 118.016 | 00:27:38 | 14:02:40 | SF |
| 51 | 00:20.4281 | 120.892 | 00:27:58 | 14:03:00 | SF |
| 52 | 00:20.3805 | 121.175 | 00:28:19 | 14:03:21 | SF |
| 53 | 00:20.5038 | 120.446 | 00:28:39 | 14:03:41 | SF |
| 54 | 00:20.6777 | 119.433 | 00:28:60 | 14:04:02 | SF |
| 55 | 00:21.1958 | 116.514 | 00:29:21 | 14:04:23 | SF |
| 56 | 00:21.3454 | 115.697 | 00:29:42 | 14:04:44 | SF |
| 57 | 00:20.7739 | 118.880 | 00:30:03 | 14:05:05 | SF |
| 57 | No Time | ***** | 00:30:26 | 14:05:27 | SF |

Event: RTI LOR Open Test**Track:** Lucas Oil Raceway**0.686 mile(s)****Report:** Lap Report**Indy Pro 2000 Championship****Session:** Indy Pro 2000 Test Session 1**May 13, 2019**

Lap Data for Car 7 - Enders, Kory (R)

Best Lap

| Lap | Time | Speed | Session Time | Lap TOD | TL |
|-----|------------|---------|--------------|----------|----|
| 0 | No Time | ***** | 00:00:39 | 13:35:41 | SF |
| 1 | 00:24.6669 | 100.118 | 00:01:04 | 13:36:05 | SF |
| 2 | 00:23.0986 | 106.916 | 00:01:27 | 13:36:29 | SF |
| 3 | 00:22.7592 | 108.510 | 00:01:50 | 13:36:51 | SF |
| 4 | 00:22.7859 | 108.383 | 00:02:12 | 13:37:14 | SF |
| 5 | 00:22.3487 | 110.503 | 00:02:35 | 13:37:36 | SF |
| 6 | 00:22.4730 | 109.892 | 00:02:57 | 13:37:59 | SF |
| 7 | 00:22.7917 | 108.355 | 00:03:20 | 13:38:22 | SF |
| 8 | 00:22.2248 | 111.119 | 00:03:42 | 13:38:44 | SF |
| 9 | 00:22.3013 | 110.738 | 00:04:04 | 13:39:06 | SF |
| 10 | 00:22.1503 | 111.493 | 00:04:27 | 13:39:28 | SF |
| 11 | 00:21.9927 | 112.292 | 00:04:49 | 13:39:50 | SF |
| 12 | 00:22.2274 | 111.106 | 00:05:11 | 13:40:13 | SF |
| 13 | 05:45.6713 | 7.144 | 00:10:56 | 13:45:58 | SF |
| 14 | 00:22.3001 | 110.744 | 00:11:19 | 13:46:21 | SF |
| 15 | 00:22.3041 | 110.724 | 00:11:41 | 13:46:43 | SF |
| 16 | 00:22.3868 | 110.315 | 00:12:03 | 13:47:05 | SF |
| 17 | 00:22.3991 | 110.254 | 00:12:26 | 13:47:28 | SF |
| 18 | 00:22.2330 | 111.078 | 00:12:48 | 13:47:50 | SF |
| 19 | 00:22.6396 | 109.083 | 00:13:11 | 13:48:13 | SF |
| 20 | 00:22.4111 | 110.195 | 00:13:33 | 13:48:35 | SF |
| 21 | 00:22.6302 | 109.129 | 00:13:56 | 13:48:58 | SF |
| 22 | 00:22.6471 | 109.047 | 00:14:18 | 13:49:20 | SF |
| 23 | 00:22.7384 | 108.609 | 00:14:41 | 13:49:43 | SF |
| 24 | 00:22.4607 | 109.952 | 00:15:04 | 13:50:05 | SF |
| 25 | 00:22.2800 | 110.844 | 00:15:26 | 13:50:28 | SF |
| 26 | 00:22.5336 | 109.596 | 00:15:48 | 13:50:50 | SF |
| 27 | 04:54.9048 | 8.374 | 00:20:43 | 13:55:45 | SF |
| 28 | 00:22.9633 | 107.546 | 00:21:06 | 13:56:08 | SF |
| 29 | 00:22.3547 | 110.473 | 00:21:29 | 13:56:31 | SF |
| 30 | 00:22.2906 | 110.791 | 00:21:51 | 13:56:53 | SF |
| 31 | 00:22.1381 | 111.554 | 00:22:13 | 13:57:15 | SF |
| 32 | 00:21.8803 | 112.869 | 00:22:35 | 13:57:37 | SF |
| 33 | 00:22.0858 | 111.818 | 00:22:57 | 13:57:59 | SF |
| 34 | 00:22.0123 | 112.192 | 00:23:19 | 13:58:21 | SF |
| 35 | 00:22.1657 | 111.415 | 00:23:41 | 13:58:43 | SF |
| 36 | 00:22.1908 | 111.289 | 00:24:03 | 13:59:05 | SF |
| 37 | 00:21.8478 | 113.037 | 00:24:25 | 13:59:27 | SF |
| 38 | 00:21.8830 | 112.855 | 00:24:47 | 13:59:49 | SF |
| 39 | 02:14.7350 | 18.329 | 00:27:02 | 14:02:04 | SF |
| 40 | 00:21.4615 | 115.071 | 00:27:23 | 14:02:25 | SF |
| 41 | 00:21.2825 | 116.039 | 00:27:45 | 14:02:46 | SF |
| 42 | 00:21.3167 | 115.853 | 00:28:06 | 14:03:08 | SF |
| 43 | 00:21.3881 | 115.466 | 00:28:27 | 14:03:29 | SF |
| 44 | 00:21.4145 | 115.324 | 00:28:49 | 14:03:51 | SF |
| 45 | 00:21.6296 | 114.177 | 00:29:10 | 14:04:12 | SF |

| | | | |
|-----------------|-------------------------------------|-----------------------------------|---|
| Event: | RTI LOR Open Test | 0.686 mile(s) |  |
| Track: | Lucas Oil Raceway | | |
| Report: | Lap Report | Indy Pro 2000 Championship | |
| Session: | Indy Pro 2000 Test Session 1 | May 13, 2019 | |

| | |
|--|-----------------|
| Lap Data for Car 7 - Enders, Kory (R) | Best Lap |
|--|-----------------|

| Lap | Time | Speed | Session Time | Lap TOD | TL |
|-----|------------|---------|--------------|----------|----|
| 46 | 00:21.6154 | 114.252 | 00:29:32 | 14:04:34 | SF |
| 47 | 00:21.6974 | 113.820 | 00:29:54 | 14:04:56 | SF |
| 48 | 00:21.9317 | 112.604 | 00:30:16 | 14:05:17 | SF |

Event: RTI LOR Open Test

Track: Lucas Oil Raceway

0.686 mile(s)



Report: Lap Report

Indy Pro 2000 Championship

Session: Indy Pro 2000 Test Session 1

May 13, 2019

Lap Data for Car 8 - Thompson, Parker


Best Lap

| Lap | Time | Speed | Session Time | Lap TOD | TL |
|-----|------------|---------|--------------|----------|----|
| 0 | No Time | ***** | 00:01:02 | 13:36:04 | SF |
| 1 | 00:24.4636 | 100.950 | 00:01:26 | 13:36:28 | SF |
| 2 | 00:24.4303 | 101.088 | 00:01:51 | 13:36:53 | SF |
| 3 | 00:23.6207 | 104.552 | 00:02:14 | 13:37:16 | SF |
| 4 | 00:24.1131 | 102.417 | 00:02:38 | 13:37:40 | SF |
| 5 | 00:23.2394 | 106.268 | 00:03:02 | 13:38:04 | SF |
| 6 | 00:22.8183 | 108.229 | 00:03:25 | 13:38:26 | SF |
| 7 | 00:22.5261 | 109.633 | 00:03:47 | 13:38:49 | SF |
| 8 | 00:22.3807 | 110.345 | 00:04:09 | 13:39:11 | SF |
| 9 | 00:22.4100 | 110.201 | 00:04:32 | 13:39:34 | SF |
| 10 | 00:22.3591 | 110.452 | 00:04:54 | 13:39:56 | SF |
| 11 | 00:22.6406 | 109.078 | 00:05:17 | 13:40:19 | SF |
| 12 | 00:22.3438 | 110.527 | 00:05:39 | 13:40:41 | SF |
| 13 | 00:22.2980 | 110.754 | 00:06:01 | 13:41:03 | SF |
| 14 | 00:22.2542 | 110.972 | 00:06:24 | 13:41:26 | SF |
| 15 | 00:22.3370 | 110.561 | 00:06:46 | 13:41:48 | SF |
| 16 | 03:42.7977 | 11.084 | 00:10:29 | 13:45:31 | SF |
| 17 | 00:22.0029 | 112.240 | 00:10:51 | 13:45:53 | SF |
| 18 | 00:22.0416 | 112.043 | 00:11:13 | 13:46:15 | SF |
| 19 | 00:21.8224 | 113.168 | 00:11:35 | 13:46:37 | SF |
| 20 | 00:21.9714 | 112.401 | 00:11:57 | 13:46:59 | SF |
| 21 | 00:22.0011 | 112.249 | 00:12:19 | 13:47:21 | SF |
| 22 | 00:22.0531 | 111.984 | 00:12:41 | 13:47:43 | SF |
| 23 | 04:08.8206 | 9.925 | 00:16:50 | 13:51:51 | SF |
| 24 | 00:21.7184 | 113.710 | 00:17:11 | 13:52:13 | SF |
| 25 | 00:21.6790 | 113.917 | 00:17:33 | 13:52:35 | SF |
| 26 | 00:21.7469 | 113.561 | 00:17:55 | 13:52:57 | SF |
| 27 | 00:21.7552 | 113.518 | 00:18:16 | 13:53:18 | SF |
| 28 | 00:21.8564 | 112.992 | 00:18:38 | 13:53:40 | SF |
| 29 | 03:14.6527 | 12.687 | 00:21:53 | 13:56:55 | SF |
| 30 | 00:21.6151 | 114.253 | 00:22:15 | 13:57:16 | SF |
| 31 | 00:21.8329 | 113.114 | 00:22:36 | 13:57:38 | SF |
| 32 | 00:23.0236 | 107.264 | 00:22:59 | 13:58:01 | SF |
| 33 | 00:22.4307 | 110.099 | 00:23:22 | 13:58:24 | SF |

| | | | |
|-----------------|-------------------------------------|-----------------------------------|---|
| Event: | RTI LOR Open Test | 0.686 mile(s) |  |
| Track: | Lucas Oil Raceway | | |
| Report: | Lap Report | Indy Pro 2000 Championship | |
| Session: | Indy Pro 2000 Test Session 1 | May 13, 2019 | |

| | |
|---|-----------------|
| Lap Data for Car 83 - Finelli, Charles | Best Lap |
|---|-----------------|

| Lap | Time | Speed | Session Time | Lap TOD | TL |
|-----|------------|---------|--------------|----------|----|
| 0 | No Time | ***** | 00:00:49 | 13:35:51 | SF |
| 1 | 00:28.2596 | 87.390 | 00:01:17 | 13:36:19 | SF |
| 2 | 00:28.6793 | 86.111 | 00:01:46 | 13:36:48 | SF |
| 3 | 00:26.9704 | 91.567 | 00:02:13 | 13:37:15 | SF |
| 4 | 00:26.1577 | 94.412 | 00:02:39 | 13:37:41 | SF |
| 5 | 00:25.9915 | 95.016 | 00:03:05 | 13:38:07 | SF |
| 6 | 02:27.6344 | 16.728 | 00:05:33 | 13:40:35 | SF |
| 7 | 00:25.0615 | 98.542 | 00:05:58 | 13:40:60 | SF |
| 8 | 00:23.9980 | 102.909 | 00:06:22 | 13:41:24 | SF |
| 9 | 00:22.9513 | 107.602 | 00:06:45 | 13:41:47 | SF |
| 10 | 00:22.3911 | 110.294 | 00:07:07 | 13:42:09 | SF |
| 11 | 00:22.3785 | 110.356 | 00:07:30 | 13:42:31 | SF |
| 12 | 00:22.7030 | 108.779 | 00:07:52 | 13:42:54 | SF |
| 13 | 00:22.7207 | 108.694 | 00:08:15 | 13:43:17 | SF |
| 14 | 00:22.7903 | 108.362 | 00:08:38 | 13:43:40 | SF |
| 15 | 00:22.3154 | 110.668 | 00:09:00 | 13:44:02 | SF |
| 16 | 00:22.6467 | 109.049 | 00:09:23 | 13:44:25 | SF |
| 17 | 00:22.4622 | 109.945 | 00:09:45 | 13:44:47 | SF |
| 18 | 00:22.2501 | 110.993 | 00:10:07 | 13:45:09 | SF |
| 19 | 02:32.3805 | 16.207 | 00:12:40 | 13:47:42 | SF |
| 20 | 00:23.4132 | 105.479 | 00:13:03 | 13:48:05 | SF |
| 21 | 00:22.3903 | 110.298 | 00:13:26 | 13:48:27 | SF |
| 22 | 00:23.4117 | 105.486 | 00:13:49 | 13:48:51 | SF |
| 23 | 00:21.9274 | 112.626 | 00:14:11 | 13:49:13 | SF |
| 24 | 00:22.0202 | 112.152 | 00:14:33 | 13:49:35 | SF |
| 25 | 00:22.3196 | 110.647 | 00:14:55 | 13:49:57 | SF |
| 26 | 00:21.7440 | 113.576 | 00:15:17 | 13:50:19 | SF |
| 27 | 00:21.6424 | 114.109 | 00:15:39 | 13:50:41 | SF |
| 28 | 00:21.7537 | 113.526 | 00:16:00 | 13:51:02 | SF |
| 29 | 00:21.9571 | 112.474 | 00:16:22 | 13:51:24 | SF |
| 30 | 00:21.7843 | 113.366 | 00:16:44 | 13:51:46 | SF |
| 31 | 00:21.8044 | 113.262 | 00:17:06 | 13:52:08 | SF |
| 32 | 00:21.7481 | 113.555 | 00:17:28 | 13:52:30 | SF |
| 33 | 00:21.9340 | 112.592 | 00:17:50 | 13:52:51 | SF |
| 34 | 00:22.0686 | 111.906 | 00:18:12 | 13:53:14 | SF |
| 35 | 00:21.7354 | 113.621 | 00:18:33 | 13:53:35 | SF |
| 36 | 00:21.8145 | 113.209 | 00:18:55 | 13:53:57 | SF |
| 37 | 00:21.7644 | 113.470 | 00:19:17 | 13:54:19 | SF |
| 38 | 00:21.7103 | 113.752 | 00:19:39 | 13:54:41 | SF |
| 39 | 00:21.7683 | 113.449 | 00:20:01 | 13:55:02 | SF |
| 40 | 00:21.7929 | 113.321 | 00:20:22 | 13:55:24 | SF |
| 41 | 00:21.9583 | 112.468 | 00:20:44 | 13:55:46 | SF |
| 42 | 00:22.1846 | 111.320 | 00:21:06 | 13:56:08 | SF |
| 43 | 00:22.4146 | 110.178 | 00:21:29 | 13:56:31 | SF |
| 44 | 00:22.3179 | 110.656 | 00:21:51 | 13:56:53 | SF |
| 45 | 00:22.0863 | 111.816 | 00:22:13 | 13:57:15 | SF |

| | | | |
|-----------------|-------------------------------------|-----------------------------------|---|
| Event: | RTI LOR Open Test | 0.686 mile(s) |  |
| Track: | Lucas Oil Raceway | | |
| Report: | Lap Report | Indy Pro 2000 Championship | |
| Session: | Indy Pro 2000 Test Session 1 | May 13, 2019 | |

| | |
|---|-----------------|
| Lap Data for Car 83 - Finelli, Charles | Best Lap |
|---|-----------------|

| Lap | Time | Speed | Session Time | Lap TOD | TL |
|-----|------------|---------|--------------|----------|----|
| 46 | 00:21.9542 | 112.489 | 00:22:35 | 13:57:37 | SF |
| 47 | 00:22.0569 | 111.965 | 00:22:57 | 13:57:59 | SF |
| 48 | 00:22.1659 | 111.414 | 00:23:19 | 13:58:21 | SF |
| 49 | 00:22.0743 | 111.877 | 00:23:42 | 13:58:43 | SF |
| 50 | 00:22.0938 | 111.778 | 00:24:04 | 13:59:05 | SF |
| 51 | 00:22.0166 | 112.170 | 00:24:26 | 13:59:27 | SF |

Event: RTI LOR Open Test

Track: Lucas Oil Raceway

0.686 mile(s)



Report: Lap Report

Indy Pro 2000 Championship


Session: Indy Pro 2000 Test Session 1

May 13, 2019

Lap Data for Car 90 - Lastochkin, Nikita

Best Lap

| Lap | Time | Speed | Session Time | Lap TOD | TL |
|-----|------------|---------|--------------|----------|----|
| 0 | No Time | ***** | 00:00:35 | 13:35:37 | SF |
| 1 | 00:23.7208 | 104.111 | 00:00:58 | 13:36:00 | SF |
| 2 | 00:23.1062 | 106.880 | 00:01:22 | 13:36:23 | SF |
| 3 | 00:24.0361 | 102.745 | 00:01:46 | 13:36:47 | SF |
| 4 | 00:23.2303 | 106.309 | 00:02:09 | 13:37:11 | SF |
| 5 | 00:22.0324 | 112.089 | 00:02:31 | 13:37:33 | SF |
| 6 | 00:21.7313 | 113.643 | 00:02:53 | 13:37:54 | SF |
| 7 | 00:22.4313 | 110.096 | 00:03:15 | 13:38:17 | SF |
| 8 | 00:23.5877 | 104.699 | 00:03:39 | 13:38:40 | SF |
| 9 | 00:22.2031 | 111.228 | 00:04:01 | 13:39:03 | SF |
| 10 | 00:22.4949 | 109.785 | 00:04:23 | 13:39:25 | SF |
| 11 | 04:16.6952 | 9.621 | 00:08:40 | 13:43:42 | SF |
| 12 | 00:24.7792 | 99.664 | 00:09:05 | 13:44:07 | SF |
| 13 | 00:22.0151 | 112.178 | 00:09:27 | 13:44:29 | SF |
| 14 | 00:21.8445 | 113.054 | 00:09:49 | 13:44:50 | SF |
| 15 | 00:21.6815 | 113.904 | 00:10:10 | 13:45:12 | SF |
| 16 | 00:21.6404 | 114.120 | 00:10:32 | 13:45:34 | SF |
| 17 | 00:21.5709 | 114.488 | 00:10:54 | 13:45:55 | SF |
| 18 | 00:21.5360 | 114.673 | 00:11:15 | 13:46:17 | SF |
| 19 | 04:31.4242 | 9.099 | 00:15:47 | 13:50:48 | SF |
| 20 | 00:21.5403 | 114.650 | 00:16:08 | 13:51:10 | SF |
| 21 | 00:21.5071 | 114.827 | 00:16:30 | 13:51:31 | SF |
| 22 | 00:21.2513 | 116.209 | 00:16:51 | 13:51:53 | SF |
| 23 | 00:21.1869 | 116.563 | 00:17:12 | 13:52:14 | SF |
| 24 | 00:21.5113 | 114.805 | 00:17:34 | 13:52:35 | SF |
| 25 | 02:39.1947 | 15.513 | 00:20:13 | 13:55:15 | SF |
| 26 | 00:21.3591 | 115.623 | 00:20:34 | 13:55:36 | SF |
| 27 | 00:21.4550 | 115.106 | 00:20:56 | 13:55:57 | SF |
| 28 | 00:21.4548 | 115.107 | 00:21:17 | 13:56:19 | SF |
| 29 | 00:21.7716 | 113.432 | 00:21:39 | 13:56:41 | SF |
| 30 | 04:08.7153 | 9.929 | 00:25:47 | 14:00:49 | SF |
| 31 | 00:21.3394 | 115.730 | 00:26:09 | 14:01:11 | SF |
| 32 | 00:21.4021 | 115.391 | 00:26:30 | 14:01:32 | SF |
| 33 | 03:35.9457 | 11.436 | 00:30:06 | 14:05:08 | SF |

| | | | |
|-----------------|-------------------------------------|-----------------------------------|---|
| Event: | RTI LOR Open Test | 0.686 mile(s) |  |
| Track: | Lucas Oil Raceway | | |
| Report: | Lap Report | Indy Pro 2000 Championship | |
| Session: | Indy Pro 2000 Test Session 1 | May 13, 2019 | |

| | |
|---|-----------------|
| Lap Data for Car 98 - Denes, Phillippe (R) | Best Lap |
|---|-----------------|

| Lap | Time | Speed | Session Time | Lap TOD | TL |
|-----|------------|---------|--------------|----------|----|
| 0 | No Time | ***** | 00:00:48 | 13:35:50 | SF |
| 1 | 00:26.4546 | 93.352 | 00:01:15 | 13:36:17 | SF |
| 2 | 00:24.6391 | 100.231 | 00:01:39 | 13:36:41 | SF |
| 3 | 00:24.3295 | 101.506 | 00:02:04 | 13:37:06 | SF |
| 4 | 00:23.0258 | 107.254 | 00:02:27 | 13:37:29 | SF |
| 5 | 00:22.7575 | 108.518 | 00:02:49 | 13:37:51 | SF |
| 6 | 00:22.7024 | 108.781 | 00:03:12 | 13:38:14 | SF |
| 7 | 00:22.4014 | 110.243 | 00:03:35 | 13:38:36 | SF |
| 8 | 00:22.2428 | 111.029 | 00:03:57 | 13:38:59 | SF |
| 9 | 00:22.1162 | 111.665 | 00:04:19 | 13:39:21 | SF |
| 10 | 00:21.9943 | 112.284 | 00:04:41 | 13:39:43 | SF |
| 11 | 00:22.3768 | 110.364 | 00:05:03 | 13:40:05 | SF |
| 12 | 00:22.3367 | 110.562 | 00:05:26 | 13:40:28 | SF |
| 13 | 00:22.3255 | 110.618 | 00:05:48 | 13:40:50 | SF |
| 14 | 00:22.1160 | 111.666 | 00:06:10 | 13:41:12 | SF |
| 15 | 00:22.0755 | 111.871 | 00:06:32 | 13:41:34 | SF |
| 16 | 00:22.0313 | 112.095 | 00:06:54 | 13:41:56 | SF |
| 17 | 00:21.7674 | 113.454 | 00:07:16 | 13:42:18 | SF |
| 18 | 00:21.9839 | 112.337 | 00:07:38 | 13:42:40 | SF |
| 19 | 06:19.7789 | 6.503 | 00:13:58 | 13:48:60 | SF |
| 20 | 00:22.3391 | 110.551 | 00:14:20 | 13:49:22 | SF |
| 21 | 00:22.1927 | 111.280 | 00:14:42 | 13:49:44 | SF |
| 22 | 00:22.0382 | 112.060 | 00:15:04 | 13:50:06 | SF |
| 23 | 00:21.7719 | 113.431 | 00:15:26 | 13:50:28 | SF |
| 24 | 00:22.5054 | 109.734 | 00:15:49 | 13:50:50 | SF |
| 25 | 00:22.3990 | 110.255 | 00:16:11 | 13:51:13 | SF |
| 26 | 00:21.8519 | 113.015 | 00:16:33 | 13:51:35 | SF |
| 27 | 00:21.7017 | 113.798 | 00:16:55 | 13:51:56 | SF |
| 28 | 00:21.8067 | 113.250 | 00:17:16 | 13:52:18 | SF |
| 29 | 00:21.6589 | 114.022 | 00:17:38 | 13:52:40 | SF |
| 30 | 00:21.8718 | 112.913 | 00:17:60 | 13:53:02 | SF |
| 31 | 00:21.7121 | 113.743 | 00:18:22 | 13:53:23 | SF |
| 32 | 04:39.4753 | 8.837 | 00:23:01 | 13:58:03 | SF |
| 33 | 00:22.0682 | 111.908 | 00:23:23 | 13:58:25 | SF |
| 34 | 00:21.7245 | 113.678 | 00:23:45 | 13:58:47 | SF |
| 35 | 00:21.8193 | 113.184 | 00:24:07 | 13:59:09 | SF |
| 36 | 00:21.8376 | 113.089 | 00:24:29 | 13:59:30 | SF |
| 37 | 00:21.7657 | 113.463 | 00:24:50 | 13:59:52 | SF |
| 38 | 00:21.7817 | 113.380 | 00:25:12 | 14:00:14 | SF |
| 39 | 00:21.4549 | 115.107 | 00:25:34 | 14:00:35 | SF |
| 40 | 00:21.4079 | 115.359 | 00:25:55 | 14:00:57 | SF |
| 41 | 00:21.5316 | 114.697 | 00:26:16 | 14:01:18 | SF |
| 42 | 00:21.6331 | 114.158 | 00:26:38 | 14:01:40 | SF |
| 43 | 00:21.6084 | 114.289 | 00:26:60 | 14:02:02 | SF |
| 44 | 00:21.4353 | 115.212 | 00:27:21 | 14:02:23 | SF |
| 45 | 00:21.6698 | 113.965 | 00:27:43 | 14:02:45 | SF |

| | | | |
|-----------------|-------------------------------------|-----------------------------------|---|
| Event: | RTI LOR Open Test | 0.686 mile(s) |  |
| Track: | Lucas Oil Raceway | | |
| Report: | Lap Report | Indy Pro 2000 Championship | |
| Session: | Indy Pro 2000 Test Session 1 | May 13, 2019 | |

| | |
|---|-----------------|
| Lap Data for Car 98 - Denes, Phillippe (R) | Best Lap |
|---|-----------------|

| Lap | Time | Speed | Session Time | Lap TOD | TL |
|-----|------------|---------|--------------|----------|----|
| 46 | 00:21.6984 | 113.815 | 00:28:05 | 14:03:06 | SF |
| 47 | 00:21.5625 | 114.532 | 00:28:26 | 14:03:28 | SF |
| 48 | 00:21.7757 | 113.411 | 00:28:48 | 14:03:50 | SF |
| 49 | 00:21.8076 | 113.245 | 00:29:10 | 14:04:11 | SF |
| 50 | 00:21.8355 | 113.100 | 00:29:31 | 14:04:33 | SF |
| 51 | 00:22.0697 | 111.900 | 00:29:54 | 14:04:55 | SF |