

Event: Cooper Tires Indy Pro 2000 Indy GP

Rounds 8/9/10

Track: Indianapolis Motor Speedway RC

2.439 mile(s)



Report: Section Data Report

Indy Pro 2000 Championship

Session: Race 3

September 4, 2020

Section Data for Car 17 - DeFrancesco, Devlin (R)

Lap	T/SF to I2	I2 to I4	I4 to I6	I6 to I8	I8 to SF	Lap	
1	T	18.1309	21.8472	22.3791	12.9638	12.9212	88.2422
	S	100.669	112.382	80.432	96.563	112.078	99.503
2	T	15.7362	20.9503	19.3817	12.7853	12.8125	81.6660
	S	115.989	117.193	92.871	97.911	113.029	107.516
3	T	16.3432	21.0748	19.5247	13.0326	12.7221	82.6974
	S	111.681	116.501	92.191	96.053	113.832	106.175
4	T	15.7499	21.0396	19.3718	12.8191	12.6957	81.6761
	S	115.888	116.696	92.919	97.653	114.069	107.503
5	T	15.8767	21.1149	19.4060	12.9697	12.6979	82.0652
	S	114.963	116.279	92.755	96.519	114.049	106.993
6	T	15.7752	21.1300	19.4815	12.8756	12.6766	81.9389
	S	115.702	116.196	92.395	97.224	114.241	107.158
7	T	15.8422	21.0763	19.7156	13.0765	12.6913	82.4019
	S	115.213	116.492	91.298	95.730	114.108	106.556
8	T	15.8607	21.0699	19.4116	12.9725	12.7593	82.0740
	S	115.079	116.528	92.728	96.498	113.500	106.982
9	T	15.8830	21.2886	19.3189	12.9473	12.6836	82.1214
	S	114.917	115.331	93.173	96.686	114.178	106.920
10	T	15.7282	21.2283	19.4304	12.9417	12.6647	81.9933
	S	116.048	115.658	92.638	96.727	114.348	107.087
11	T	15.7660	21.1965	19.3776	12.9915	12.7018	82.0334
	S	115.770	115.832	92.891	96.357	114.014	107.034
12	T	15.7928	21.1173	19.4565	12.9035	12.7604	82.0305
	S	115.573	116.266	92.514	97.014	113.490	107.038
13	T	16.0100	21.0816	20.2024	12.8340	12.7377	82.8657
	S	114.005	116.463	89.098	97.539	113.693	105.959
14	T	15.8398	21.0565	19.2809	12.8194	12.7841	81.7807
	S	115.230	116.602	93.357	97.650	113.280	107.365
15	T	15.8480	21.0917	19.3771	12.9264	12.7057	81.9489
	S	115.171	116.407	92.893	96.842	113.979	107.145
16	T	15.7705	21.1680	19.5445	12.8586	12.8164	82.1580
	S	115.737	115.988	92.098	97.353	112.994	106.872
17	T	15.8395	21.3542	20.1560	13.1609	12.8172	83.3278
	S	115.233	114.976	89.303	95.116	112.987	105.372
18	T	15.8712	21.3055	19.4143	12.9250	12.7424	82.2584
	S	115.002	115.239	92.715	96.852	113.651	106.742
19	T	16.2117	21.1373	21.1433	13.1150	12.8508	84.4581
	S	112.587	116.156	85.133	95.449	112.692	103.962

Event: Cooper Tires Indy Pro 2000 Indy GP

Rounds 8/9/10

Track: Indianapolis Motor Speedway RC

2.439 mile(s)



Report: Section Data Report

Indy Pro 2000 Championship

Session: Race 3

September 4, 2020

Section Data for Car 17 - DeFrancesco, Devlin (R)

Lap	T/SF to I2	I2 to I4	I4 to I6	I6 to I8	I8 to SF	Lap	
20	T	15.9215	21.2247	19.3223	12.8026	12.7244	81.9955
	S	114.639	115.678	93.157	97.778	113.811	107.084
21	T	15.8051	21.1598	19.3754	12.9852	12.6355	81.9610
	S	115.483	116.033	92.901	96.403	114.612	107.129
22	T	15.8247	21.1571	19.4769	12.8964	12.7283	82.0834
	S	115.340	116.047	92.417	97.067	113.777	106.969
23	T	15.7594	21.1347	19.3499	12.9490	12.6947	81.8877
	S	115.818	116.170	93.024	96.673	114.078	107.225
24	T	15.8229	21.1556	19.4237	12.8699	12.6977	81.9698
	S	115.354	116.056	92.670	97.267	114.051	107.117
25	T	15.8298	21.2395	19.4011	12.8912	12.6579	82.0195
	S	115.303	115.597	92.778	97.106	114.409	107.053
26	T	19.3639	26.3942				
	S	94.259	93.021				

Event: Cooper Tires Indy Pro 2000 Indy GP

Rounds 8/9/10

Track: Indianapolis Motor Speedway RC

2.439 mile(s)



Report: Section Data Report

Indy Pro 2000 Championship

Session: Race 3

September 4, 2020

Section Data for Car 18 - McElrea, Hunter (R)

Lap	T/SF to I2	I2 to I4	I4 to I6	I6 to I8	I8 to SF	Lap	
1	T	18.2667	21.8208	19.5313	12.6270	12.7120	84.9578
	S	99.921	112.518	92.160	99.138	113.922	103.350
2	T	15.8422	20.8959	19.1005	12.7655	12.6989	81.3030
	S	115.213	117.498	94.238	98.063	114.040	107.996
3	T	15.9696	20.9903	18.9801	12.6572	12.7283	81.3255
	S	114.294	116.970	94.836	98.902	113.777	107.966
4	T	15.8157	21.0629	19.0744	12.6007	12.8352	81.3889
	S	115.406	116.566	94.367	99.345	112.829	107.882
5	T	15.7999	21.0087	19.0912	12.6541	12.7028	81.2567
	S	115.521	116.867	94.284	98.926	114.005	108.058
6	T	15.7861	21.1220	19.1156	12.7011	12.7550	81.4798
	S	115.622	116.240	94.164	98.560	113.538	107.762
7	T	15.7861	20.9433	19.1014	12.6903	12.7440	81.2651
	S	115.622	117.232	94.234	98.644	113.636	108.046
8	T	15.7760	21.3555	18.9312	12.7304	12.7628	81.5559
	S	115.696	114.969	95.081	98.333	113.469	107.661
9	T	15.7706	21.0595	19.0532	12.7713	12.7348	81.3894
	S	115.736	116.585	94.472	98.018	113.718	107.881
10	T	15.8421	21.0789	19.0222	12.7738	12.7458	81.4628
	S	115.214	116.478	94.626	97.999	113.620	107.784
11	T	15.7926	21.0498	19.1941	12.8373	12.7213	81.5951
	S	115.575	116.639	93.779	97.514	113.839	107.609
12	T	15.7889	21.0745	19.1090	12.6655	12.6987	81.3366
	S	115.602	116.502	94.196	98.837	114.042	107.951
13	T	15.8545	21.0197	19.1086	12.6853	12.6691	81.3372
	S	115.124	116.806	94.198	98.683	114.308	107.951
14	T	15.7692	20.9553	18.9964	12.7215	12.9411	81.3835
	S	115.746	117.165	94.755	98.402	111.906	107.889
15	T	15.7937	21.0389	19.0539	12.6159	12.8852	81.3876
	S	115.567	116.699	94.469	99.225	112.391	107.884
16	T	15.8118	21.0847	19.1439	12.6829	12.7307	81.4540
	S	115.435	116.446	94.025	98.701	113.755	107.796
17	T	15.7453	21.1318	19.0375	12.6732	12.6162	81.2040
	S	115.922	116.186	94.550	98.777	114.787	108.128
18	T	15.7228	21.0481	19.1121	12.6363	12.7439	81.2632
	S	116.088	116.648	94.181	99.065	113.637	108.049
19	T	15.6722	21.2506	19.2136	12.7893	12.6804	81.6061
	S	116.463	115.537	93.684	97.880	114.206	107.595

Event: Cooper Tires Indy Pro 2000 Indy GP

Rounds 8/9/10

Track: Indianapolis Motor Speedway RC

2.439 mile(s)



Report: Section Data Report

Indy Pro 2000 Championship

Session: Race 3

September 4, 2020

Section Data for Car 18 - McElrea, Hunter (R)

Lap	T/SF to I2	I2 to I4	I4 to I6	I6 to I8	I8 to SF	Lap	
20	T	15.8016	21.2166	19.0935	12.7060	12.7221	81.5398
	S	115.509	115.722	94.273	98.522	113.832	107.682
21	T	15.7837	21.1919	19.1454	12.7524	12.6552	81.5286
	S	115.640	115.857	94.017	98.163	114.434	107.697
22	T	15.7692	21.0282	19.1219	12.7779	12.6481	81.3453
	S	115.746	116.759	94.133	97.967	114.498	107.940
23	T	15.6766	21.0290	19.1273	12.7290	12.6190	81.1809
	S	116.430	116.754	94.106	98.344	114.762	108.158
24	T	15.7208	21.0592	19.0708	12.8080	12.5862	81.2450
	S	116.103	116.587	94.385	97.737	115.061	108.073
25	T	15.7007	20.9674	19.1549	12.8312	12.6570	81.3112
	S	116.251	117.097	93.971	97.560	114.417	107.985
26	T	17.9484	24.0593	22.5300			
	S	101.693	102.049	79.893			

Event: Cooper Tires Indy Pro 2000 Indy GP

Rounds 8/9/10

Track: Indianapolis Motor Speedway RC

2.439 mile(s)

Report: Section Data Report

Indy Pro 2000 Championship

Session: Race 3

September 4, 2020



Section Data for Car 19 - Kaminsky, Colin (R)

Lap	T/SF to I2	I2 to I4	I4 to I6	I6 to I8	I8 to SF	Lap	
1	T	18.5671	22.4253	20.6888	13.1305	13.1145	87.9262
	S	98.304	109.485	87.004	95.337	110.426	99.861
2	T	16.0876	21.0269	19.2621	12.7487	12.7559	81.8812
	S	113.456	116.766	93.448	98.192	113.530	107.233
3	T	15.8568	20.9377	19.7072	13.1319	12.6621	82.2957
	S	115.107	117.263	91.337	95.327	114.371	106.693
4	T	16.1182	21.4168	19.2792	13.0278	12.6894	82.5314
	S	113.240	114.640	93.365	96.088	114.125	106.389
5	T	15.8654	21.0521	19.3911	12.8864	12.7293	81.9243
	S	115.045	116.626	92.826	97.143	113.768	107.177
6	T	15.7468	21.0442	19.2299	13.0156	12.7430	81.7795
	S	115.911	116.670	93.604	96.178	113.645	107.367
7	T	15.9370	21.1098	19.5141	12.9727	12.7639	82.2975
	S	114.528	116.307	92.241	96.496	113.459	106.691
8	T	15.8214	21.1881	19.4837	13.4055	12.8113	82.7100
	S	115.364	115.878	92.385	93.381	113.039	106.159
9	T	16.1833	22.0827	19.3337	12.8697	12.7085	83.1779
	S	112.785	111.183	93.102	97.269	113.954	105.562
10	T	15.8420	21.5655	19.2712	12.9153	12.6738	82.2678
	S	115.214	113.850	93.404	96.925	114.266	106.729
11	T	15.8087	21.1545	19.2273	13.0546	12.6996	81.9447
	S	115.457	116.062	93.617	95.891	114.034	107.150
12	T	15.7447	21.2676	19.7593	12.9834	12.6363	82.3913
	S	115.926	115.444	91.096	96.417	114.605	106.570
13	T	16.1794	21.0672	19.8044	13.0033	12.6526	82.7069
	S	112.812	116.543	90.889	96.269	114.457	106.163
14	T	15.8809	21.1727	19.4122	12.8147	12.7218	82.0023
	S	114.932	115.962	92.725	97.686	113.835	107.075
15	T	15.8473	21.1417	19.3095	12.9468	12.7043	81.9496
	S	115.176	116.132	93.218	96.689	113.991	107.144
16	T	15.7918	21.1091	19.4323	13.0758	12.6614	82.0704
	S	115.581	116.311	92.629	95.735	114.378	106.986
17	T	15.7237	21.0510	19.5513	12.9613	12.6391	81.9264
	S	116.081	116.632	92.065	96.581	114.580	107.174
18	T	15.9266	21.1119	20.0135	12.9764	12.7294	82.7578
	S	114.602	116.296	89.939	96.469	113.767	106.098
19	T	15.8212	21.3184	19.8501	13.3419	12.6552	82.9868
	S	115.366	115.169	90.680	93.826	114.434	105.805

Event: Cooper Tires Indy Pro 2000 Indy GP

Rounds 8/9/10

Track: Indianapolis Motor Speedway RC

2.439 mile(s)



Report: Section Data Report

Indy Pro 2000 Championship

Session: Race 3

September 4, 2020

Section Data for Car 19 - Kaminsky, Colin (R)

Lap	T/SF to I2	I2 to I4	I4 to I6	I6 to I8	I8 to SF	Lap	
20	T	15.8639	21.2861	20.1699	12.8969	12.6955	82.9123
	S	115.055	115.344	89.242	97.063	114.070	105.900
21	T	15.7734	21.3556	19.5426	12.9576	12.6291	82.2583
	S	115.716	114.969	92.106	96.609	114.670	106.742
22	T	15.9585	21.1537	19.2696	12.8342	12.8025	82.0185
	S	114.373	116.066	93.411	97.538	113.117	107.054
23	T	15.7437	21.2534	19.4539	13.0667	12.6969	82.2146
	S	115.934	115.522	92.526	95.802	114.058	106.799
24	T	15.7433	21.4008	19.1861	12.8939	12.7822	82.0063
	S	115.937	114.726	93.818	97.086	113.297	107.070
25	T	15.7333	21.0240	19.2290	12.9478	12.7516	81.6857
	S	116.010	116.782	93.609	96.682	113.569	107.490
26	T	21.1859	32.5981				
	S	86.153	75.318				

Event: Cooper Tires Indy Pro 2000 Indy GP

Rounds 8/9/10

Track: Indianapolis Motor Speedway RC

2.439 mile(s)

Report: Section Data Report

Indy Pro 2000 Championship

Session: Race 3

September 4, 2020



Section Data for Car 2 - Robb, Sting Ray

Lap	T/SF to I2	I2 to I4	I4 to I6	I6 to I8	I8 to SF	Lap	
1	T	17.8247	20.8476	18.9040	12.5957	12.6641	82.8361
	S	102.399	117.770	95.218	99.385	114.353	105.997
2	T	15.6405	20.7743	18.9539	12.7284	12.6503	80.7474
	S	116.699	118.186	94.967	98.348	114.478	108.739
3	T	15.7113	20.8080	18.9779	12.7295	12.6615	80.8882
	S	116.173	117.994	94.847	98.340	114.377	108.550
4	T	15.8116	20.8781	18.9662	12.6675	12.6941	81.0175
	S	115.436	117.598	94.906	98.821	114.083	108.377
5	T	15.7473	20.9747	19.1193	12.8202	12.6899	81.3514
	S	115.907	117.057	94.146	97.644	114.121	107.932
6	T	15.7622	20.9068	19.0239	12.7820	12.6477	81.1226
	S	115.798	117.437	94.618	97.936	114.502	108.236
7	T	15.7579	20.9496	19.1006	12.8672	12.7035	81.3788
	S	115.829	117.197	94.238	97.288	113.999	107.895
8	T	15.7955	20.9500	19.0878	12.7872	12.7145	81.3350
	S	115.554	117.195	94.301	97.896	113.900	107.954
9	T	15.8254	20.9082	19.1457	12.8254	12.7283	81.4330
	S	115.335	117.429	94.016	97.605	113.777	107.824
10	T	15.9305	20.9398	19.1398	12.7710	12.7721	81.5532
	S	114.574	117.252	94.045	98.020	113.386	107.665
11	T	15.8402	20.9690	19.1045	12.8468	12.7127	81.4732
	S	115.228	117.088	94.219	97.442	113.916	107.770
12	T	15.8711	20.9947	19.2476	12.8181	12.7141	81.6456
	S	115.003	116.945	93.518	97.660	113.904	107.543
13	T	15.7834	20.9064	19.0890	12.8400	12.6717	81.2905
	S	115.642	117.439	94.295	97.494	114.285	108.013
14	T	15.8093	20.8909	19.1227	12.7100	12.7686	81.3015
	S	115.453	117.526	94.129	98.491	113.417	107.998
15	T	15.7220	20.9501	19.2279	12.7451	12.7006	81.3457
	S	116.094	117.194	93.614	98.220	114.025	107.939
16	T	15.8408	20.9350	19.2314	12.8430	12.6612	81.5114
	S	115.223	117.279	93.597	97.471	114.380	107.720
17	T	15.7370	20.9120	19.0607	12.7699	12.6844	81.1640
	S	115.983	117.408	94.435	98.029	114.170	108.181
18	T	15.7983	21.0504	19.1953	12.8697	12.6800	81.5937
	S	115.533	116.636	93.773	97.269	114.210	107.611
19	T	15.7904	21.0058	19.2247	12.8089	12.7204	81.5502
	S	115.591	116.883	93.630	97.730	113.847	107.669

Event: Cooper Tires Indy Pro 2000 Indy GP

Rounds 8/9/10

Track: Indianapolis Motor Speedway RC

2.439 mile(s)



Report: Section Data Report

Indy Pro 2000 Championship

Session: Race 3

September 4, 2020

Section Data for Car 2 - Robb, Sting Ray

Lap	T/SF to I2	I2 to I4	I4 to I6	I6 to I8	I8 to SF	Lap	
20	T	15.7319	21.0630	19.1619	12.7916	12.8464	81.5948
	S	116.021	116.566	93.936	97.863	112.731	107.610
21	T	15.8265	21.0047	19.1727	12.8973	12.6395	81.5407
	S	115.327	116.889	93.883	97.060	114.576	107.681
22	T	15.7529	20.9515	19.2717	12.8785	12.6804	81.5350
	S	115.866	117.186	93.401	97.202	114.206	107.689
23	T	15.7385	20.9814	19.2040	12.8359	12.6548	81.4146
	S	115.972	117.019	93.730	97.525	114.437	107.848
24	T	15.7281	20.8819	19.1150	12.8450	12.7280	81.2980
	S	116.049	117.577	94.167	97.456	113.779	108.003
25	T	15.7319	21.0238	19.1372	12.8701	12.7382	81.5012
	S	116.021	116.783	94.058	97.266	113.688	107.733
26	T	17.6182	24.5699	25.1185			
	S	103.599	99.928	71.660			



Event: Cooper Tires Indy Pro 2000 Indy GP

Rounds 8/9/10

Track: Indianapolis Motor Speedway RC

2.439 mile(s)



Report: Section Data Report

Indy Pro 2000 Championship

Session: Race 3

September 4, 2020

Section Data for Car 3 - Comeau, Antoine

Lap	T/SF to I2	I2 to I4	I4 to I6	I6 to I8	I8 to SF	Lap	
1	T	18.4020	21.9494	23.1698	13.1240	12.8448	89.4900
	S	99.186	111.859	77.687	95.384	112.745	98.116
2	T	15.9099	21.2065	19.4046	12.6266	12.8266	81.9742
	S	114.723	115.777	92.762	99.141	112.905	107.112
3	T	15.8702	21.1141	19.7505	12.7307	12.8903	82.3558
	S	115.010	116.284	91.137	98.331	112.347	106.615
4	T	15.8630	21.2207	19.3072	12.7426	12.9416	82.0751
	S	115.062	115.700	93.229	98.239	111.901	106.980
5	T	15.8278	21.0714	19.4969	13.2044	13.1288	82.7293
	S	115.318	116.519	92.322	94.803	110.306	106.134
6	T	16.4125	21.2757	19.4072	12.7630	12.8029	82.6613
	S	111.210	115.401	92.749	98.082	113.114	106.221
7	T	15.8847	21.2606	19.7076	12.9563	12.8882	82.6974
	S	114.905	115.483	91.335	96.618	112.365	106.175
8	T	15.9523	21.2827	19.5289	13.0813	12.8423	82.6875
	S	114.418	115.363	92.171	95.695	112.767	106.188
9	T	16.1139	21.2586	19.7328	12.8165	12.9740	82.8958
	S	113.270	115.493	91.219	97.672	111.622	105.921
10	T	15.8848	21.1659	19.6257	12.9164	12.8183	82.4111
	S	114.904	115.999	91.716	96.917	112.978	106.544
11	T	15.8992	21.3042	19.5687	12.8382	12.8731	82.4834
	S	114.800	115.246	91.984	97.507	112.497	106.451
12	T	15.9490	21.2328	19.6977	12.9394	12.8159	82.6348
	S	114.441	115.634	91.381	96.745	112.999	106.255
13	T	16.0181	21.1329	19.5618	12.8661	13.0476	82.6265
	S	113.948	116.180	92.016	97.296	110.992	106.266
14	T	16.0027	21.2729	19.6460	12.8410	12.9649	82.7275
	S	114.057	115.416	91.622	97.486	111.700	106.136
15	T	16.0525	21.3456	19.7081	12.8377	13.0140	82.9579
	S	113.704	115.023	91.333	97.511	111.279	105.842
16	T	16.0288	21.4618	19.7180	12.9498	13.0515	83.2099
	S	113.872	114.400	91.287	96.667	110.959	105.521
17	T	16.2132	21.7209	19.7791	13.0849	13.3393	84.1374
	S	112.577	113.035	91.005	95.669	108.565	104.358
18	T	16.6562	22.2547	20.1165	13.1758	13.6204	85.8236
	S	109.582	110.324	89.479	95.009	106.324	102.308
19	T	16.8208	22.4651	20.5032	13.6951	14.0133	87.4975
	S	108.510	109.291	87.791	91.406	103.343	100.350

**Event:** Cooper Tires Indy Pro 2000 Indy GP

**Rounds 8/9/10**

**Track:** Indianapolis Motor Speedway RC

**2.439 mile(s)**



**Report:** Section Data Report

**Indy Pro 2000 Championship**

**Session:** Race 3

**September 4, 2020**

**Section Data for Car 3 - Comeau, Antoine**

Lap	T/SF to I2	I2 to I4	I4 to I6	I6 to I8	I8 to SF	Lap
20	T	17.7998	23.3699	20.9144		166.0348
	S	102.542	105.059	86.065		52.883

Event: Cooper Tires Indy Pro 2000 Indy GP

Rounds 8/9/10

Track: Indianapolis Motor Speedway RC

2.439 mile(s)



Report: Section Data Report

Indy Pro 2000 Championship

Session: Race 3

September 4, 2020

Section Data for Car 36 - Loomis, Jacob (R)

Lap	T/SF to I2	I2 to I4	I4 to I6	I6 to I8	I8 to SF	Lap	
1	T	18.4139	22.1438	19.8555	12.8189	12.6525	85.8846
	S	99.122	110.877	90.655	97.654	114.458	102.235
2	T	15.7657	21.1460	19.3749	12.7606	12.7843	81.8315
	S	115.772	116.108	92.904	98.100	113.278	107.299
3	T	16.2505	21.3039	19.8886	12.7453	12.7017	82.8900
	S	112.318	115.248	90.504	98.218	114.015	105.928
4	T	15.7594	20.9481	19.3452	12.8563	12.7024	81.6114
	S	115.818	117.205	93.046	97.370	114.009	107.588
5	T	15.8021	21.1136	19.4459	12.8404	12.7774	81.9794
	S	115.505	116.287	92.564	97.491	113.339	107.105
6	T	15.8552	21.0791	19.5081	12.9593	12.6894	82.0911
	S	115.119	116.477	92.269	96.596	114.125	106.959
7	T	16.3972	21.2101	19.8439	12.8190	12.7303	83.0005
	S	111.313	115.757	90.708	97.653	113.759	105.787
8	T	15.8110	21.0873	19.3003	12.8488	12.7532	81.8006
	S	115.440	116.432	93.263	97.427	113.554	107.339
9	T	16.0430	21.1819	19.3595	12.8046	12.7194	82.1084
	S	113.771	115.912	92.978	97.763	113.856	106.937
10	T	15.7873	21.2722	19.4411	12.8935	12.7155	82.1096
	S	115.614	115.420	92.587	97.089	113.891	106.935
11	T	15.7346	21.1832	19.3704	12.9484	12.7049	81.9415
	S	116.001	115.904	92.925	96.677	113.986	107.154
12	T	15.8240	21.0783	19.4091	12.8419	12.7470	81.9003
	S	115.346	116.481	92.740	97.479	113.610	107.208
13	T	15.8582	21.0181	19.3649	12.7709	12.7802	81.7923
	S	115.097	116.815	92.952	98.021	113.314	107.350
14	T	15.9239	21.3365	19.4198	12.8337	12.8097	82.3236
	S	114.622	115.072	92.689	97.541	113.054	106.657
15	T	15.8989	21.2170	19.3598	12.8248	12.7308	82.0313
	S	114.802	115.720	92.976	97.609	113.754	107.037
16	T	15.8454	21.1798	19.5528	12.8334	12.8558	82.2672
	S	115.190	115.923	92.058	97.544	112.648	106.730
17	T	15.9780	21.3447	19.3721	14.9635	13.3474	85.0057
	S	114.234	115.027	92.917	83.658	108.499	103.292
18	T	16.1245	21.0757	19.5011	13.0442	12.7988	82.5443
	S	113.196	116.496	92.302	95.967	113.150	106.372
19	T	16.0362	21.3846	19.6870	12.9510	12.6415	82.7003
	S	113.819	114.813	91.431	96.658	114.558	106.171

Event: Cooper Tires Indy Pro 2000 Indy GP

Rounds 8/9/10

Track: Indianapolis Motor Speedway RC

2.439 mile(s)



Report: Section Data Report

Indy Pro 2000 Championship

Session: Race 3

September 4, 2020

Section Data for Car 36 - Loomis, Jacob (R)

Lap	T/SF to I2	I2 to I4	I4 to I6	I6 to I8	I8 to SF	Lap	
20	T	15.8889	21.1955	19.6898	12.8479	12.8009	82.4230
	S	114.874	115.837	91.418	97.434	113.131	106.529
21	T	15.9743	21.3070	19.4743	12.8753	12.7200	82.3509
	S	114.260	115.231	92.430	97.226	113.851	106.622
22	T	15.8387	21.0978	19.4663	12.8323	12.7533	81.9884
	S	115.238	116.374	92.467	97.552	113.553	107.093
23	T	15.8020	21.0512	19.5895	12.9638	12.6133	82.0198
	S	115.506	116.631	91.886	96.563	114.814	107.052
24	T	15.7007	21.2304	19.2397	12.9164	12.7361	81.8233
	S	116.251	115.647	93.557	96.917	113.707	107.309
25	T	15.9193	20.9603	19.4874	12.9755	12.7743	82.1168
	S	114.655	117.137	92.367	96.476	113.367	106.926
26	T	18.8578	25.5839				
	S	96.789	95.968				

Event: Cooper Tires Indy Pro 2000 Indy GP  
Track: Indianapolis Motor Speedway RC  
Report: Section Data Report  
Session: Race 3

Rounds 8/9/10  
2.439 mile(s)



Indy Pro 2000 Championship  
September 4, 2020

Section Data for Car 42 - Petrov, Artem

Lap	T/SF to I2	I2 to I4	I4 to I6	I6 to I8	I8 to SF	Lap	
1	T	18.0419	21.8233	20.0151	12.6702	12.6960	85.2465
	S	101.166	112.505	89.932	98.800	114.066	103.000
2	T	15.6740	20.7575	19.0293	12.7754	12.7016	80.9378
	S	116.449	118.281	94.591	97.987	114.016	108.483
3	T	17.4613	21.2124	19.0120	12.6735	12.7427	83.1019
	S	104.530	115.745	94.677	98.774	113.648	105.658
4	T	15.6735	20.7690	19.0423	12.6483	12.6664	80.7995
	S	116.453	118.216	94.526	98.971	114.333	108.669
5	T	15.7151	20.8644	19.0537	12.6816	12.6674	80.9822
	S	116.145	117.675	94.470	98.711	114.324	108.424
6	T	15.6351	20.8924	19.0763	12.7351	12.6900	81.0289
	S	116.739	117.518	94.358	98.297	114.120	108.361
7	T	15.8113	20.8704	19.0380	12.7444	12.7299	81.1940
	S	115.438	117.642	94.548	98.225	113.762	108.141
8	T	15.7157	21.0626	19.1087	12.7286	12.7292	81.3448
	S	116.140	116.568	94.198	98.347	113.768	107.941
9	T	15.8322	21.0588	19.1614	12.6994	12.7495	81.5013
	S	115.286	116.589	93.939	98.573	113.587	107.733
10	T	15.7697	20.9394	19.2580	12.6856	12.7596	81.4123
	S	115.743	117.254	93.468	98.680	113.497	107.851
11	T	15.7600	20.9491	19.2606	12.7747	12.8159	81.5603
	S	115.814	117.200	93.455	97.992	112.999	107.655
12	T	15.8349	21.0656	19.1280	12.7086	12.7416	81.4787
	S	115.266	116.551	94.103	98.502	113.658	107.763
13	T	15.7040	20.9422	19.1743	12.6378	12.7776	81.2359
	S	116.227	117.238	93.876	99.053	113.338	108.085
14	T	15.7302	20.9267	19.1674	12.8853	12.7076	81.4172
	S	116.033	117.325	93.909	97.151	113.962	107.845
15	T	15.7980	20.9348	19.1720	12.7829	12.7551	81.4428
	S	115.535	117.280	93.887	97.929	113.537	107.811
16	T	15.7961	20.9483	19.2216	12.7579	12.7703	81.4942
	S	115.549	117.204	93.645	98.121	113.402	107.743
17	T	15.7304	21.0337	19.1805	12.8015	12.7145	81.4606
	S	116.032	116.728	93.845	97.787	113.900	107.787
18	T	15.8358	21.0505	19.2166	12.7911	12.8388	81.7328
	S	115.260	116.635	93.669	97.866	112.797	107.428
19	T	15.6423	21.1478	19.1601	12.8047	12.9209	81.6758
	S	116.685	116.098	93.945	97.762	112.081	107.503

Event: Cooper Tires Indy Pro 2000 Indy GP

Rounds 8/9/10

Track: Indianapolis Motor Speedway RC

2.439 mile(s)



Report: Section Data Report

Indy Pro 2000 Championship

Session: Race 3

September 4, 2020

Section Data for Car 42 - Petrov, Artem

Lap	T/SF to I2	I2 to I4	I4 to I6	I6 to I8	I8 to SF	Lap	
20	T	15.7986	21.0158	19.0898	12.6965	12.7903	81.3910
	S	115.531	116.828	94.291	98.596	113.225	107.879
21	T	15.7683	21.0927	19.2049	12.7129	12.7336	81.5124
	S	115.753	116.402	93.726	98.468	113.729	107.719
22	T	15.7646	21.0942	19.0550	12.7386	12.7022	81.3546
	S	115.780	116.393	94.463	98.270	114.010	107.928
23	T	15.6980	21.0323	19.1847	12.7142	12.6730	81.3022
	S	116.271	116.736	93.825	98.458	114.273	107.997
24	T	15.6386	20.9613	19.1950	12.8514	12.6592	81.3055
	S	116.713	117.131	93.774	97.407	114.398	107.993
25	T	15.6924	21.0015	19.1503	12.8137	12.7729	81.4308
	S	116.313	116.907	93.993	97.694	113.379	107.827
26	T	18.8403	22.0384	22.7426			
	S	96.879	111.407	79.147			

Event: Cooper Tires Indy Pro 2000 Indy GP

Rounds 8/9/10

Track: Indianapolis Motor Speedway RC

2.439 mile(s)



Report: Section Data Report

Indy Pro 2000 Championship

Session: Race 3

September 4, 2020

Section Data for Car 57 - Kaminsky, Bob

Lap	T/SF to I2	I2 to I4	I4 to I6	I6 to I8	I8 to SF	Lap	
1	T	18.7863	22.6236	21.8477	13.6430	13.1253	90.0259
	S	97.157	108.525	82.389	91.755	110.335	97.532
2	T	16.1310	21.4307	19.9979	13.9162	12.9884	84.4642
	S	113.150	114.566	90.009	89.954	111.498	103.954
3	T	17.0165	21.3271	19.5866	13.0468	12.8948	83.8718
	S	107.262	115.122	91.900	95.948	112.307	104.688
4	T	16.0795	21.5047	21.1594	13.3043	12.9981	85.0460
	S	113.513	114.172	85.069	94.091	111.415	103.243
5	T	16.4793	21.4136	19.8429	13.1432	12.9281	83.8071
	S	110.759	114.657	90.713	95.245	112.018	104.769
6	T	16.2518	21.4489	19.9385	13.0952	12.8935	83.6279
	S	112.309	114.469	90.278	95.594	112.319	104.994
7	T	16.1681	21.3546	19.8483	13.0298	12.8978	83.2986
	S	112.891	114.974	90.688	96.073	112.281	105.409
8	T	16.1819	21.3815	19.6348	13.1338	13.1276	83.4596
	S	112.794	114.830	91.674	95.313	110.316	105.205
9	T	16.3967	21.7190	19.7676	13.0794	12.8891	83.8518
	S	111.317	113.045	91.058	95.709	112.357	104.713
10	T	16.2493	21.5689	19.8922	13.1696	12.8936	83.7736
	S	112.327	113.832	90.488	95.054	112.318	104.811
11	T	16.2372	21.3478	20.1897	13.1020	12.9776	83.8543
	S	112.410	115.011	89.154	95.544	111.591	104.710
12	T	16.4665	21.8611	19.7138	13.1323	12.8749	84.0486
	S	110.845	112.310	91.307	95.324	112.481	104.468
13	T	16.5362	21.5725	20.2206	13.7802	13.1172	85.2267
	S	110.378	113.813	89.018	90.842	110.403	103.024
14	T	16.3575	21.3202	19.7449	13.0127	13.0667	83.5020
	S	111.584	115.160	91.163	96.200	110.830	105.152
15	T	16.3071	21.4124	20.1104	15.0173	13.1696	86.0168
	S	111.928	114.664	89.506	83.358	109.964	102.078
16	T	16.4850	21.5942	20.1750	13.7179	13.1098	85.0819
	S	110.720	113.698	89.219	91.254	110.466	103.199
17	T	16.3739	21.6883	19.9965	13.2308	13.1141	84.4036
	S	111.472	113.205	90.016	94.614	110.429	104.029
18	T	16.5102	21.5167	19.9538	13.2334	12.9959	84.2100
	S	110.551	114.108	90.208	94.595	111.434	104.268
19	T	16.3833	21.6840	19.9592	13.2066	13.0742	84.3073
	S	111.408	113.228	90.184	94.787	110.766	104.148

Event: Cooper Tires Indy Pro 2000 Indy GP

Rounds 8/9/10

Track: Indianapolis Motor Speedway RC

2.439 mile(s)



Report: Section Data Report

Indy Pro 2000 Championship

Session: Race 3

September 4, 2020

Section Data for Car 57 - Kaminsky, Bob

Lap	T/SF to I2	I2 to I4	I4 to I6	I6 to I8	I8 to SF	Lap	
20	T	16.3189	22.0867	19.8790	13.1641	12.9047	84.3534
	S	111.847	111.163	90.548	95.093	112.221	104.091
21	T	16.3209	21.5968	20.1118	13.1417	13.0341	84.2053
	S	111.834	113.685	89.500	95.255	111.107	104.274
22	T	16.3895	21.6841	20.0453	13.2913	12.9750	84.3852
	S	111.366	113.227	89.797	94.183	111.613	104.051
23	T	16.2376	21.5761	19.7983	13.0705	13.0077	83.6902
	S	112.407	113.794	90.917	95.774	111.333	104.916
24	T	16.3848	21.6873	19.6829	13.3261	12.9931	84.0742
	S	111.398	113.210	91.450	93.937	111.458	104.436
25	T	17.6700	21.9784	20.5277	13.4916	13.4043	87.0720
	S	103.295	111.711	87.686	92.785	108.039	100.841



Event: Cooper Tires Indy Pro 2000 Indy GP

Rounds 8/9/10

Track: Indianapolis Motor Speedway RC

2.439 mile(s)



Report: Section Data Report

Indy Pro 2000 Championship

Session: Race 3

September 4, 2020

Section Data for Car 6 - de la Vara, Moises

Lap	T/SF to I2	I2 to I4	I4 to I6	I6 to I8	I8 to SF	Lap	
1	T	18.2367	22.0145	19.7782	12.7927	12.8302	85.6523
	S	100.085	111.528	91.009	97.854	112.873	102.512
2	T	15.9128	21.1457	19.1624	12.7733	12.9723	81.9665
	S	114.702	116.110	93.934	98.003	111.636	107.122
3	T	16.3126	21.4907	19.4528	12.6925	12.8087	82.7573
	S	111.891	114.246	92.532	98.627	113.062	106.098
4	T	15.8323	21.1114	19.1632	12.6903	12.8375	81.6347
	S	115.285	116.299	93.930	98.644	112.809	107.557
5	T	15.8637	21.2811	19.2129	12.6892	12.9293	81.9762
	S	115.057	115.371	93.687	98.652	112.008	107.109
6	T	15.7947	21.1595	19.2303	12.8088	12.8523	81.8456
	S	115.559	116.034	93.602	97.731	112.679	107.280
7	T	15.8617	21.1058	19.3514	12.6399	12.9954	81.9542
	S	115.071	116.330	93.017	99.037	111.438	107.138
8	T	15.9464	21.2567	19.1324	12.8373	12.9329	82.1057
	S	114.460	115.504	94.081	97.514	111.977	106.940
9	T	16.2096	21.4974	19.3996	12.7101	13.0163	82.8330
	S	112.602	114.210	92.785	98.490	111.259	106.001
10	T	15.9577	21.2386	19.3051	12.6516	12.8671	82.0201
	S	114.379	115.602	93.240	98.945	112.549	107.052
11	T	15.7711	21.2165	19.4006	12.7825	12.9325	82.1032
	S	115.732	115.723	92.781	97.932	111.980	106.943
12	T	15.7831	21.2204	19.3086	12.7237	12.9122	81.9480
	S	115.644	115.701	93.223	98.385	112.156	107.146
13	T	15.8360	21.1344	19.1972	12.7148	13.0357	81.9181
	S	115.258	116.172	93.764	98.454	111.094	107.185
14	T	15.8307	21.1384	19.3827	12.8351	13.0507	82.2376
	S	115.297	116.150	92.866	97.531	110.966	106.769
15	T	15.9392	21.1776	19.1554	12.7263	12.9733	81.9718
	S	114.512	115.935	93.968	98.365	111.628	107.115
16	T	15.9683	21.2947	19.5053	12.6593	13.0030	82.4306
	S	114.303	115.298	92.283	98.885	111.373	106.519
17	T	15.9510	21.2781	19.5490	13.5994	13.0988	83.4763
	S	114.427	115.388	92.076	92.050	110.558	105.184
18	T	16.0365	21.5055	20.3944	12.8724	12.9610	83.7698
	S	113.817	114.167	88.260	97.248	111.734	104.816
19	T	16.0015	21.4629	19.7448	12.7979	13.0117	83.0188
	S	114.066	114.394	91.163	97.814	111.298	105.764

Event: Cooper Tires Indy Pro 2000 Indy GP

Rounds 8/9/10

Track: Indianapolis Motor Speedway RC

2.439 mile(s)



Report: Section Data Report

Indy Pro 2000 Championship

Session: Race 3

September 4, 2020

Section Data for Car 6 - de la Vara, Moises

Lap	T/SF to I2	I2 to I4	I4 to I6	I6 to I8	I8 to SF	Lap	
20	T	15.8350	21.4327	19.5111	12.6928	12.9503	82.4219
	S	115.265	114.555	92.255	98.624	111.826	106.530
21	T	15.9311	21.3202	19.3501	12.7014	12.8580	82.1608
	S	114.570	115.160	93.023	98.557	112.629	106.868
22	T	15.9581	21.2063	19.3362	12.6922	12.8816	82.0744
	S	114.376	115.778	93.090	98.629	112.423	106.981
23	T	15.7881	21.2670	19.2354	12.7065	12.9215	81.9185
	S	115.608	115.448	93.577	98.518	112.075	107.185
24	T	15.8179	21.2641	19.2564	12.6820	12.9414	81.9618
	S	115.390	115.463	93.475	98.708	111.903	107.128
25	T	15.8695	21.1820	19.2498	12.7547	12.8776	81.9336
	S	115.015	115.911	93.507	98.146	112.457	107.165
26	T	17.3360	22.6063				
	S	105.285	108.608				

**Event:** Cooper Tires Indy Pro 2000 Indy GP

Rounds 8/9/10

**Track:** Indianapolis Motor Speedway RC

2.439 mile(s)

**Report:** Section Data Report

Indy Pro 2000 Championship

**Session:** Race 3

September 4, 2020

**Section Data for Car 68 - Frost, Danial**

Lap	T/SF to I2	I2 to I4	I4 to I6	I6 to I8	I8 to SF	Lap	
1	T	18.2540	21.9164	23.8049	12.9728	12.6557	89.6038
	S	99.991	112.027	75.615	96.496	114.429	97.991
2	T	15.7818	20.8501	19.2614	12.8372	12.7194	81.4499
	S	115.654	117.756	93.451	97.515	113.856	107.801
3	T	15.8195	20.9013	19.5575	13.0231	12.5693	81.8707
	S	115.378	117.468	92.036	96.123	115.216	107.247
4	T	15.7609	21.0384	19.5061	12.9427	12.7109	81.9590
	S	115.807	116.702	92.279	96.720	113.932	107.132
5	T	15.7188	20.9811	19.3073	12.9659	12.6721	81.6452
	S	116.117	117.021	93.229	96.547	114.281	107.543
6	T	15.7276	21.0847	19.4871	13.0602	12.7602	82.1198
	S	116.052	116.446	92.369	95.850	113.492	106.922
7	T	15.8084	20.9355	19.7161	13.1207	12.6521	82.2328
	S	115.459	117.276	91.296	95.408	114.462	106.775
8	T	15.7844	21.1749	19.6021	13.4159	12.8677	82.8450
	S	115.635	115.950	91.827	93.309	112.544	105.986
9	T	16.0772	21.1486	19.3743	13.0315	12.6722	82.3038
	S	113.529	116.094	92.907	96.061	114.280	106.683
10	T	15.8378	21.1898	19.5739	12.9948	12.7016	82.2979
	S	115.245	115.868	91.959	96.332	114.016	106.690
11	T	15.7934	21.0592	19.5227	12.9989	12.6805	82.0547
	S	115.569	116.587	92.200	96.302	114.205	107.007
12	T	15.7782	21.0804	19.8399	13.5001	12.9052	83.1038
	S	115.680	116.470	90.726	92.727	112.217	105.656
13	T	16.1318	21.2179	19.5459	12.9527	12.7372	82.5855
	S	113.145	115.715	92.091	96.645	113.697	106.319
14	T	15.8135	21.0447	19.3280	12.8074	12.8415	81.8351
	S	115.422	116.667	93.129	97.742	112.774	107.294
15	T	15.9080	21.0224	19.4112	13.0799	12.6884	82.1099
	S	114.736	116.791	92.730	95.705	114.134	106.935
16	T	15.8215	21.1099	19.4612	12.8192	12.7629	81.9747
	S	115.364	116.307	92.492	97.652	113.468	107.111
17	T	15.7248	21.1330	19.4454	12.9900	12.8063	82.0995
	S	116.073	116.180	92.567	96.368	113.084	106.948
18	T	15.8834	21.1126	19.6691	12.9752	12.7875	82.4278
	S	114.914	116.292	91.514	96.478	113.250	106.522
19	T	15.7675	21.1832	20.2678	13.4037	12.7247	83.3469
	S	115.759	115.904	88.811	93.393	113.809	105.348

Event: Cooper Tires Indy Pro 2000 Indy GP

Rounds 8/9/10

Track: Indianapolis Motor Speedway RC

2.439 mile(s)



Report: Section Data Report

Indy Pro 2000 Championship

Session: Race 3

September 4, 2020

Section Data for Car 68 - Frost, Danial

Lap	T/SF to I2	I2 to I4	I4 to I6	I6 to I8	I8 to SF	Lap	
20	T	15.9463	21.3590	19.6498	12.9105	12.6892	82.5548
	S	114.461	114.950	91.604	96.961	114.127	106.358
21	T	15.8565	21.1192	19.4700	12.9242	12.7037	82.0736
	S	115.109	116.256	92.450	96.858	113.997	106.982
22	T	15.7414	21.1366	19.5464	13.0065	12.7163	82.1472
	S	115.951	116.160	92.089	96.246	113.884	106.886
23	T	15.7560	21.4828	19.5263	12.8521	12.7059	82.3231
	S	115.843	114.288	92.183	97.402	113.977	106.658
24	T	15.7386	20.9634	19.3898	12.8951	12.8158	81.8027
	S	115.971	117.120	92.832	97.077	113.000	107.336
25	T	15.7373	21.0110	19.6195	12.9286	12.7779	82.0743
	S	115.981	116.854	91.745	96.826	113.335	106.981
26	T	20.4909	31.1369				
	S	89.075	78.853				

Event: Cooper Tires Indy Pro 2000 Indy GP

Rounds 8/9/10

Track: Indianapolis Motor Speedway RC

2.439 mile(s)



Report: Section Data Report

Indy Pro 2000 Championship

Session: Race 3

September 4, 2020

Section Data for Car 69 - Aranda, Nate (R)

Lap	T/SF to I2	I2 to I4	I4 to I6	I6 to I8	I8 to SF	Lap	
1	T	18.7261	26.9536	19.9261	13.0360	12.7447	91.3865
	S	97.470	91.091	90.334	96.028	113.630	96.080
2	T	15.8706	21.0888	19.7710	13.4900	12.8993	83.1197
	S	115.007	116.423	91.042	92.796	112.268	105.636
3	T	15.9363	21.1493	19.5863	13.0554	12.7236	82.4509
	S	114.533	116.090	91.901	95.885	113.819	106.492
4	T	16.0925	21.3629	19.5711	12.9539	12.8217	82.8021
	S	113.421	114.929	91.972	96.636	112.948	106.041
5	T	15.9376	21.4913	19.5870	13.1814	12.9224	83.1197
	S	114.523	114.243	91.898	94.969	112.068	105.636
6	T	16.0413	21.2220	19.6827	12.9574	12.8593	82.7627
	S	113.783	115.693	91.451	96.610	112.617	106.091
7	T	16.1145	21.2633	19.6204	12.9707	12.8742	82.8431
	S	113.266	115.468	91.741	96.511	112.487	105.988
8	T	16.1162	21.3367	19.7386	12.9707	12.9420	83.1042
	S	113.254	115.071	91.192	96.511	111.898	105.655
9	T	15.9835	21.3251	19.8906	13.0777	12.8594	83.1363
	S	114.194	115.133	90.495	95.722	112.617	105.615
10	T	16.0611	21.4306	19.8096	13.1622	12.9621	83.4256
	S	113.643	114.566	90.865	95.107	111.724	105.248
11	T	16.1242	21.4149	19.8774	13.1362	12.8793	83.4320
	S	113.198	114.650	90.555	95.295	112.443	105.240
12	T	16.0567	21.4451	19.6439	12.8969	12.9619	83.0045
	S	113.674	114.489	91.631	97.063	111.726	105.782
13	T	16.1512	21.4724	19.7107	13.0542	12.9574	83.3459
	S	113.009	114.343	91.321	95.894	111.765	105.349
14	T	16.1709	21.2815	19.6396	12.8049	12.9752	82.8721
	S	112.871	115.369	91.652	97.761	111.612	105.951
15	T	16.1151	21.2812	19.7475	13.0112	12.9405	83.0955
	S	113.262	115.371	91.151	96.211	111.911	105.666
16	T	16.0705	21.3564	19.5524	12.8926	12.9278	82.7997
	S	113.576	114.964	92.060	97.096	112.021	106.044
17	T	16.0172	21.3172	19.8591	13.1087	12.9404	83.2426
	S	113.954	115.176	90.639	95.495	111.912	105.480
18	T	16.2523	21.5253	19.8724	13.1392	12.9903	83.7795
	S	112.306	114.062	90.578	95.274	111.482	104.804
19	T	16.1031	21.5009	19.5882	12.9491	12.8396	82.9809
	S	113.346	114.192	91.892	96.672	112.790	105.812

Event: Cooper Tires Indy Pro 2000 Indy GP

Rounds 8/9/10

Track: Indianapolis Motor Speedway RC

2.439 mile(s)



Report: Section Data Report

Indy Pro 2000 Championship

Session: Race 3

September 4, 2020

Section Data for Car 69 - Aranda, Nate (R)

Lap	T/SF to I2	I2 to I4	I4 to I6	I6 to I8	I8 to SF	Lap	
20	T	16.0196	21.6459	20.1042	13.1909	12.8803	83.8409
	S	113.937	113.427	89.534	94.900	112.434	104.727
21	T	16.2069	21.3743	19.6138	13.1148	13.0309	83.3407
	S	112.620	114.868	91.772	95.451	111.134	105.355
22	T	16.1656	21.4938	19.9426	13.0632	12.9423	83.6075
	S	112.908	114.230	90.259	95.828	111.895	105.019
23	T	16.1777	21.4387	19.7387	13.1117	12.8863	83.3531
	S	112.824	114.523	91.191	95.473	112.382	105.340
24	T	16.0317	21.2887	19.6436	12.9258	12.8363	82.7261
	S	113.851	115.330	91.633	96.846	112.819	106.138
25	T	16.0707	21.2493	19.4485	12.8847	12.8547	82.5079
	S	113.575	115.544	92.552	97.155	112.658	106.419
26	T	17.8563					
	S	102.218					

Event: Cooper Tires Indy Pro 2000 Indy GP

Rounds 8/9/10

Track: Indianapolis Motor Speedway RC

2.439 mile(s)



Report: Section Data Report

Indy Pro 2000 Championship

Session: Race 3

September 4, 2020

Section Data for Car 7 - Enders, Kory

Lap	T/SF to I2	I2 to I4	I4 to I6	I6 to I8	I8 to SF	Lap	
1	T	18.4716	22.0929	20.3315	12.7961	12.7428	86.4349
	S	98.813	111.132	88.533	97.828	113.647	101.584
2	T	15.7945	21.0112	19.3003	12.8110	12.7426	81.6596
	S	115.561	116.853	93.263	97.714	113.649	107.524
3	T	15.8082	21.1691	20.0832	12.8821	12.6743	82.6169
	S	115.461	115.982	89.627	97.175	114.261	106.278
4	T	16.3445	21.0454	19.1978	12.9022	12.6237	82.1136
	S	111.672	116.663	93.761	97.024	114.719	106.930
5	T	15.7524	21.0622	19.5297	12.9107	12.7588	82.0138
	S	115.870	116.570	92.167	96.960	113.505	107.060
6	T	15.8062	21.1166	19.4038	12.9834	12.6880	81.9980
	S	115.475	116.270	92.765	96.417	114.138	107.081
7	T	15.8320	21.0480	19.8965	12.8785	12.7930	82.4480
	S	115.287	116.649	90.468	97.202	113.201	106.496
8	T	15.8132	21.1054	19.3870	12.8567	12.7804	81.9427
	S	115.424	116.332	92.846	97.367	113.313	107.153
9	T	15.9391	21.1072	19.4298	12.8623	12.7317	82.0701
	S	114.513	116.322	92.641	97.325	113.746	106.987
10	T	15.7873	21.0984	19.4547	12.9683	12.6700	81.9787
	S	115.614	116.370	92.523	96.529	114.300	107.106
11	T	15.8336	21.1067	19.4673	12.9254	12.6974	82.0304
	S	115.276	116.325	92.463	96.849	114.053	107.038
12	T	15.8508	21.1614	19.4282	12.8648	12.7757	82.0809
	S	115.150	116.024	92.649	97.306	113.354	106.973
13	T	15.8424	21.1063	19.6311	12.9354	12.8150	82.3302
	S	115.212	116.327	91.691	96.775	113.007	106.649
14	T	15.8833	21.0809	19.4428	12.8328	12.7813	82.0211
	S	114.915	116.467	92.579	97.548	113.305	107.051
15	T	16.0009	20.9937	19.4014	12.9508	12.7852	82.1320
	S	114.070	116.951	92.777	96.660	113.270	106.906
16	T	15.8165	21.2902	19.4940	12.7961	12.8446	82.2414
	S	115.400	115.322	92.336	97.828	112.746	106.764
17	T	15.8604	21.0803	19.5201	13.0781	12.8214	82.3603
	S	115.081	116.470	92.213	95.719	112.950	106.610
18	T	15.9638	21.4474	22.7852	13.3089	12.7264	86.2317
	S	114.335	114.477	78.999	94.059	113.794	101.823
19	T	15.7921	21.2490	19.8905	13.3247	12.6082	82.8645
	S	115.579	115.546	90.495	93.947	114.860	105.961

Event: Cooper Tires Indy Pro 2000 Indy GP

Rounds 8/9/10

Track: Indianapolis Motor Speedway RC

2.439 mile(s)



Report: Section Data Report

Indy Pro 2000 Championship

Session: Race 3

September 4, 2020

Section Data for Car 7 - Enders, Kory

Lap	T/SF to I2	I2 to I4	I4 to I6	I6 to I8	I8 to SF	Lap	
20	T	15.9470	21.3410	20.0092	13.0869	12.6857	83.0698
	S	114.456	115.047	89.959	95.654	114.159	105.699
21	T	15.8338	21.0841	19.5857	13.0625	12.6864	82.2525
	S	115.274	116.449	91.904	95.833	114.152	106.749
22	T	15.8256	21.3346	19.5104	12.9218	12.7922	82.3846
	S	115.334	115.082	92.258	96.876	113.208	106.578
23	T	15.7817	21.1156	19.4281	12.8542	12.8013	81.9809
	S	115.655	116.276	92.649	97.386	113.128	107.103
24	T	15.8076	21.0462	19.5498	12.9240	12.7184	82.0460
	S	115.465	116.659	92.073	96.860	113.865	107.018
25	T	15.7431	21.3897	19.4444	13.0181	13.0169	82.6122
	S	115.938	114.785	92.572	96.160	111.254	106.285
26	T	20.2167	31.4581				
	S	90.283	78.048				



Event: Cooper Tires Indy Pro 2000 Indy GP  
 Track: Indianapolis Motor Speedway RC  
 Report: Section Data Report  
 Session: Race 3

Rounds 8/9/10  
 2.439 mile(s)



Indy Pro 2000 Championship  
 September 4, 2020

Section Data for Car 8 - Sulaiman, Manuel (R)

Lap	T/SF to I2	I2 to I4	I4 to I6	I6 to I8	I8 to SF	Lap	
1	T	18.2438	22.2372	20.8096	13.2413	12.7105	87.2424
	S	100.046	110.411	86.499	94.539	113.936	100.644
2	T	15.7300	20.9277	19.3131	13.0391	12.6058	81.6157
	S	116.035	117.319	93.201	96.005	114.882	107.582
3	T	15.8262	20.7658	19.6383	13.1037	12.4924	81.8264
	S	115.329	118.234	91.658	95.532	115.925	107.305
4	T	15.5925	20.9537	19.3470	12.9097	12.5742	81.3771
	S	117.058	117.174	93.038	96.967	115.171	107.898
5	T	15.8501	21.1236	19.3093	13.0090	12.6401	81.9321
	S	115.156	116.231	93.219	96.227	114.570	107.167
6	T	15.9190	21.0313	19.3701	12.9230	12.6297	81.8731
	S	114.657	116.742	92.927	96.867	114.665	107.244
7	T	15.7382	21.0069	19.2265	12.8934	12.6562	81.5212
	S	115.974	116.877	93.621	97.090	114.425	107.707
8	T	15.9164	21.0316	19.4503	12.8070	12.6785	81.8838
	S	114.676	116.740	92.544	97.745	114.223	107.230
9	T	15.7571	20.9928	19.2855	12.6633	12.7521	81.4508
	S	115.835	116.956	93.334	98.854	113.564	107.800
10	T	15.8554	20.9263	19.2065	12.6982	12.7052	81.3916
	S	115.117	117.327	93.718	98.582	113.983	107.878
11	T	15.7736	21.1746	19.2367	12.7407	12.7619	81.6875
	S	115.714	115.952	93.571	98.253	113.477	107.488
12	T	15.7437	20.8382	19.2052	12.6764	12.6806	81.1441
	S	115.934	117.823	93.725	98.752	114.205	108.207
13	T	15.7862	20.8705	19.2483	12.7976	12.6499	81.3525
	S	115.622	117.641	93.515	97.817	114.482	107.930
14	T	15.8398	20.8990	19.2132	12.7145	12.7209	81.3874
	S	115.230	117.481	93.686	98.456	113.843	107.884
15	T	15.7891	20.9779	19.2363	12.8276	12.6858	81.5167
	S	115.600	117.039	93.573	97.588	114.158	107.713
16	T	15.8262	20.9061	19.2319	12.7689	12.7030	81.4361
	S	115.329	117.441	93.594	98.036	114.003	107.820
17	T	15.7498	20.9747	19.2605	12.7841	12.7213	81.4904
	S	115.889	117.057	93.456	97.920	113.839	107.748
18	T	15.7395	20.9790	19.2477	12.8229	12.7927	81.5818
	S	115.965	117.033	93.518	97.624	113.204	107.627
19	T	15.8374	21.0796	19.2102	12.7239	12.7194	81.5705
	S	115.248	116.474	93.700	98.383	113.856	107.642

Event: Cooper Tires Indy Pro 2000 Indy GP

Rounds 8/9/10

Track: Indianapolis Motor Speedway RC

2.439 mile(s)



Report: Section Data Report

Indy Pro 2000 Championship

Session: Race 3

September 4, 2020

Section Data for Car 8 - Sulaiman, Manuel (R)

Lap	T/SF to I2	I2 to I4	I4 to I6	I6 to I8	I8 to SF	Lap	
20	T	15.8503	20.9602	19.2771	12.7753	12.7358	81.5987
	S	115.154	117.138	93.375	97.987	113.710	107.605
21	T	15.8126	20.9806	19.3046	12.8615	12.6460	81.6053
	S	115.429	117.024	93.242	97.331	114.517	107.596
22	T	15.8174	20.9863	19.2472	12.9020	12.5851	81.5380
	S	115.394	116.992	93.520	97.025	115.071	107.685
23	T	15.8975	20.9092	19.2548	12.8324	12.6123	81.5062
	S	114.812	117.423	93.483	97.551	114.823	107.727
24	T	15.8672	20.9516	19.2109	12.7256	12.6538	81.4091
	S	115.031	117.186	93.697	98.370	114.446	107.855
25	T	15.7745	20.9028	19.3189	12.9343	12.6640	81.5945
	S	115.707	117.459	93.173	96.783	114.354	107.610
26	T	16.5284	21.5733	21.2623			
	S	110.430	113.809	84.657			

Event: Cooper Tires Indy Pro 2000 Indy GP

Rounds 8/9/10

Track: Indianapolis Motor Speedway RC

2.439 mile(s)



Report: Section Data Report

Indy Pro 2000 Championship

Session: Race 3

September 4, 2020

Section Data for Car 9 - Thompson, Parker

Lap	T/SF to I2	I2 to I4	I4 to I6	I6 to I8	I8 to SF	Lap	
1	T	18.5508	22.1293	24.3705	13.1031	13.0541	91.2078
	S	98.391	110.949	73.860	95.536	110.937	96.268
2	T	15.7533	21.0900	19.4342	12.7403	12.7325	81.7503
	S	115.863	116.417	92.620	98.257	113.739	107.405
3	T	15.7556	20.8135	20.5941	12.8452	12.8072	82.8156
	S	115.846	117.963	87.404	97.454	113.076	106.024
4	T	15.7689	20.9385	19.3032	12.7956	12.8031	81.6093
	S	115.749	117.259	93.249	97.832	113.112	107.591
5	T	15.6964	20.9684	19.3944	13.2363	13.0052	82.3007
	S	116.283	117.092	92.810	94.575	111.354	106.687
6	T	15.9380	20.9452	19.3001	12.7154	12.7796	81.6783
	S	114.520	117.221	93.264	98.449	113.320	107.500
7	T	15.7688	20.8886	19.2363	12.7045	12.7527	81.3509
	S	115.749	117.539	93.573	98.533	113.559	107.932
8	T	15.8777	20.9409	19.2116	12.9440	12.7439	81.7181
	S	114.955	117.246	93.693	96.710	113.637	107.447
9	T	16.0794	21.1433	19.4304	12.9772	12.7095	82.3398
	S	113.513	116.123	92.638	96.463	113.945	106.636
10	T	15.7573	21.2552	19.5884	13.0191	12.6883	82.3083
	S	115.834	115.512	91.891	96.152	114.135	106.677
11	T	15.7568	21.0708	19.5128	12.9671	12.6550	81.9625
	S	115.837	116.523	92.247	96.538	114.436	107.127
12	T	15.7213	20.9196	19.6885	13.3185	12.8035	82.4514
	S	116.099	117.365	91.424	93.991	113.108	106.492
13	T	16.0904	21.0265	19.2917	12.6913	12.8106	81.9105
	S	113.436	116.768	93.304	98.636	113.046	107.195
14	T	15.7792	20.8756	19.2128	12.7292	12.8327	81.4295
	S	115.673	117.612	93.688	98.342	112.851	107.828
15	T	15.8719	20.9227	19.2448	12.7614	12.7585	81.5593
	S	114.997	117.348	93.532	98.094	113.507	107.657
16	T	15.7759	21.0450	19.3846	12.9160	12.6389	81.7604
	S	115.697	116.666	92.857	96.920	114.581	107.392
17	T	15.7468	21.0543	19.7021	12.9087	12.9495	82.3614
	S	115.911	116.614	91.361	96.975	111.833	106.608
18	T	15.8224	20.9530	19.7023	12.7852	12.7962	82.0591
	S	115.357	117.178	91.360	97.912	113.173	107.001
19	T	15.8644	21.0854	19.2698	12.7976	12.7406	81.7578
	S	115.052	116.442	93.410	97.817	113.667	107.395

Event: Cooper Tires Indy Pro 2000 Indy GP

Rounds 8/9/10

Track: Indianapolis Motor Speedway RC

2.439 mile(s)



Report: Section Data Report

Indy Pro 2000 Championship

Session: Race 3

September 4, 2020

Section Data for Car 9 - Thompson, Parker

Lap	T/SF to I2	I2 to I4	I4 to I6	I6 to I8	I8 to SF	Lap	
20	T	15.9932	21.0123	19.2384	12.7391	12.8100	81.7930
	S	114.125	116.847	93.563	98.266	113.051	107.349
21	T	15.8706	21.0387	19.2730	12.6831	12.7605	81.6259
	S	115.007	116.701	93.395	98.700	113.489	107.569
22	T	15.8663	20.9940	19.2988	12.6805	12.7482	81.5878
	S	115.038	116.949	93.270	98.720	113.599	107.619
23	T	15.7500	20.9553	19.1245	12.7271	12.7058	81.2627
	S	115.887	117.165	94.120	98.358	113.978	108.050
24	T	15.8001	21.0059	19.0870	12.7508	12.7488	81.3926
	S	115.520	116.883	94.305	98.176	113.594	107.877
25	T	15.8451	20.9264	19.2818	12.7605	12.6788	81.4926
	S	115.192	117.327	93.352	98.101	114.221	107.745
26	T	18.3536	24.9691				
	S	99.448	98.331				

**Event:** Cooper Tires Indy Pro 2000 Indy GP  
**Track:** Indianapolis Motor Speedway RC  
**Report:** Section Data Report  
**Session:** Race 3

**Rounds 8/9/10**  
**2.439 mile(s)**








**Indy Pro 2000 Championship**  
**September 4, 2020**

**Section Data for Car**

**Report Support Information**

Section Legend	
Name	Length
SF to I2	0.507008 miles
I2 to I4	0.682008 miles
I4 to I6	0.500000 miles
I6 to I8	0.347727 miles
I8 to SF	0.402273 miles
Lap	2.439000 miles

Color Legend	
	Fastest Lap
	Section Under Caution
	Section Under Green
	Section Time Data
	Section Speed Data

