

Event: Indy Pro 2000 GP by Andersen Companies

Round 14/15/16

Track: New Jersey Motorsports Park

2.14 mile(s)



Report: Section Data Report

Indy Pro 2000 Championship

Session: Race 3

August 29, 2021

Section Data for Car 1 - Rasmussen, Christian (R)

| Lap | T/SF to I1 | I1 to I2 | I2 to I3 | I3 to SF | Lap     |          |
|-----|------------|----------|----------|----------|---------|----------|
| 1   | T          | 25.6924  | 28.4878  | 40.8337  | 34.6384 | 630.1025 |
|     | S          | 85.133   | 61.940   | 53.599   | 45.155  | 12.227   |
| 2   | T          |          | 18.3237  | 25.7328  | 13.2240 | 90.1150  |
|     | S          |          | 96.299   | 85.052   | 118.277 | 85.491   |
| 3   | T          | 20.0392  | 17.4722  | 24.8249  | 13.1037 | 75.4400  |
|     | S          | 109.150  | 100.992  | 88.163   | 119.363 | 102.121  |
| 4   | T          | 19.9000  | 17.4340  | 24.9969  | 13.1182 | 75.4491  |
|     | S          | 109.913  | 101.213  | 87.556   | 119.231 | 102.109  |
| 5   | T          | 19.9060  | 17.2844  | 24.6459  | 13.0882 | 74.9245  |
|     | S          | 109.880  | 102.089  | 88.803   | 119.504 | 102.824  |
| 6   | T          | 19.8042  | 17.3230  | 24.5561  | 13.0872 | 74.7705  |
|     | S          | 110.445  | 101.861  | 89.128   | 119.513 | 103.035  |
| 7   | T          | 19.7775  | 17.3755  | 25.4760  | 13.1015 | 75.7305  |
|     | S          | 110.594  | 101.554  | 85.910   | 119.383 | 101.729  |
| 8   | T          | 19.8785  | 17.4211  | 24.8815  | 13.1572 | 75.3383  |
|     | S          | 110.032  | 101.288  | 87.962   | 118.877 | 102.259  |
| 9   | T          | 19.8186  | 17.4846  | 24.8796  | 13.1016 | 75.2844  |
|     | S          | 110.365  | 100.920  | 87.969   | 119.382 | 102.332  |
| 10  | T          | 19.9782  | 17.5134  | 25.0032  | 13.0982 | 75.5930  |
|     | S          | 109.483  | 100.754  | 87.534   | 119.413 | 101.914  |
| 11  | T          | 19.9554  | 17.4749  | 25.0107  | 13.1166 | 75.5576  |
|     | S          | 109.608  | 100.976  | 87.508   | 119.245 | 101.962  |
| 12  | T          | 19.8233  | 17.4500  | 25.4167  | 13.1273 | 75.8173  |
|     | S          | 110.338  | 101.120  | 86.110   | 119.148 | 101.613  |
| 13  | T          | 20.0159  | 17.3828  | 25.1494  | 13.1260 | 75.6741  |
|     | S          | 109.277  | 101.511  | 87.025   | 119.160 | 101.805  |
| 14  | T          | 20.0662  | 17.5031  | 25.1166  |         | 308.9232 |
|     | S          | 109.003  | 100.813  | 87.139   |         | 24.938   |

Event: Indy Pro 2000 GP by Andersen Companies

Round 14/15/16

Track: New Jersey Motorsports Park

2.14 mile(s)



Report: Section Data Report

Indy Pro 2000 Championship

Session: Race 3

August 29, 2021

Section Data for Car 18 - McElrea, Hunter

| Lap | T/SF to I1 | I1 to I2 | I2 to I3 | I3 to SF | Lap     |         |
|-----|------------|----------|----------|----------|---------|---------|
| 1   | T          | 22.6235  | 17.8582  | 25.2049  | 13.1021 | 78.7887 |
|     | S          | 96.681   | 98.809   | 86.834   | 119.377 | 97.781  |
| 2   | T          | 20.0445  | 17.6768  | 24.8306  | 13.0796 | 75.6315 |
|     | S          | 109.121  | 99.823   | 88.143   | 119.582 | 101.862 |
| 3   | T          | 20.0602  | 17.7840  | 24.8538  | 13.1249 | 75.8229 |
|     | S          | 109.035  | 99.221   | 88.060   | 119.170 | 101.605 |
| 4   | T          | 20.2200  | 17.6180  | 24.9208  | 13.0752 | 75.8340 |
|     | S          | 108.174  | 100.156  | 87.824   | 119.623 | 101.590 |
| 5   | T          | 20.1861  | 17.7047  | 25.1944  | 13.1175 | 76.2027 |
|     | S          | 108.355  | 99.665   | 86.870   | 119.237 | 101.099 |
| 6   | T          | 20.0700  | 17.6356  | 25.0853  | 13.1363 | 75.9272 |
|     | S          | 108.982  | 100.056  | 87.248   | 119.066 | 101.466 |
| 7   | T          | 19.9481  | 17.5313  | 24.8261  | 13.0850 | 75.3905 |
|     | S          | 109.648  | 100.651  | 88.159   | 119.533 | 102.188 |
| 8   | T          | 19.8221  | 17.4737  | 24.6858  | 13.1132 | 75.0948 |
|     | S          | 110.345  | 100.983  | 88.660   | 119.276 | 102.590 |
| 9   | T          | 20.0334  | 17.7046  | 24.9639  | 13.1093 | 75.8112 |
|     | S          | 109.181  | 99.666   | 87.672   | 119.312 | 101.621 |
| 10  | T          | 19.9456  | 17.5129  | 24.8396  | 13.1309 | 75.4290 |
|     | S          | 109.662  | 100.757  | 88.111   | 119.115 | 102.136 |
| 11  | T          | 19.8332  | 17.4837  | 24.9122  | 13.1016 | 75.3307 |
|     | S          | 110.283  | 100.925  | 87.854   | 119.382 | 102.269 |
| 12  | T          | 19.9630  | 17.5030  | 24.9221  | 13.1137 | 75.5018 |
|     | S          | 109.566  | 100.814  | 87.819   | 119.272 | 102.037 |
| 13  | T          | 19.8392  | 17.5182  | 24.8715  | 13.1206 | 75.3495 |
|     | S          | 110.250  | 100.726  | 87.998   | 119.209 | 102.244 |
| 14  | T          | 19.8715  | 17.4564  | 24.8948  | 13.0856 | 75.3083 |
|     | S          | 110.071  | 101.083  | 87.915   | 119.528 | 102.299 |
| 15  | T          | 19.9880  | 17.5381  | 25.0996  | 13.1040 | 75.7297 |
|     | S          | 109.429  | 100.612  | 87.198   | 119.360 | 101.730 |
| 16  | T          | 19.9720  | 17.5584  | 25.0432  | 13.1083 | 75.6819 |
|     | S          | 109.517  | 100.496  | 87.394   | 119.321 | 101.794 |
| 17  | T          | 19.9766  | 17.5430  | 24.9834  | 13.0713 | 75.5743 |
|     | S          | 109.492  | 100.584  | 87.604   | 119.658 | 101.939 |
| 18  | T          | 19.8985  | 17.5269  | 25.0965  | 13.0548 | 75.5767 |
|     | S          | 109.921  | 100.676  | 87.209   | 119.810 | 101.936 |
| 19  | T          | 19.8289  | 17.6049  | 25.2123  | 13.0690 | 75.7151 |
|     | S          | 110.307  | 100.230  | 86.808   | 119.679 | 101.750 |

Event: Indy Pro 2000 GP by Andersen Companies

Round 14/15/16

Track: New Jersey Motorsports Park

2.14 mile(s)



Report: Section Data Report

Indy Pro 2000 Championship

Session: Race 3

August 29, 2021

Section Data for Car 18 - McElrea, Hunter

| Lap | T/SF to I1 | I1 to I2 | I2 to I3 | I3 to SF | Lap     |         |
|-----|------------|----------|----------|----------|---------|---------|
| 20  | T          | 19.9490  | 17.7271  | 25.0996  | 13.0896 | 75.8653 |
|     | S          | 109.643  | 99.539   | 87.198   | 119.491 | 101.548 |
| 21  | T          | 19.9031  | 17.5014  | 25.2603  | 13.0743 | 75.7391 |
|     | S          | 109.896  | 100.823  | 86.643   | 119.631 | 101.718 |
| 22  | T          | 19.9460  | 17.5330  | 25.3274  | 13.0778 | 75.8842 |
|     | S          | 109.660  | 100.641  | 86.414   | 119.599 | 101.523 |
| 23  | T          | 19.9174  | 17.5899  | 25.1574  | 13.0620 | 75.7267 |
|     | S          | 109.817  | 100.316  | 86.998   | 119.744 | 101.734 |
| 24  | T          | 19.9743  | 17.5299  | 25.4163  | 13.1338 | 76.0543 |
|     | S          | 109.504  | 100.659  | 86.112   | 119.089 | 101.296 |
| 25  | T          | 20.3234  | 17.7590  | 25.2117  | 13.1536 | 76.4477 |
|     | S          | 107.623  | 99.361   | 86.810   | 118.910 | 100.775 |
| 26  | T          | 27.6161  |          |          |         |         |
|     | S          | 79.203   |          |          |         |         |

Event: Indy Pro 2000 GP by Andersen Companies

Round 14/15/16

Track: New Jersey Motorsports Park

2.14 mile(s)



Report: Section Data Report

Indy Pro 2000 Championship

Session: Race 3

August 29, 2021

Section Data for Car 21 - Simpson, Kyffin (R)

| Lap | T/SF to I1 | I1 to I2 | I2 to I3 | I3 to SF | Lap     |         |
|-----|------------|----------|----------|----------|---------|---------|
| 1   | T          | 25.4138  | 18.6322  | 25.5719  | 12.9721 | 82.5900 |
|     | S          | 86.066   | 94.704   | 85.588   | 120.573 | 93.280  |
| 2   | T          | 20.9651  | 26.5568  | 26.8001  | 13.1443 | 87.4663 |
|     | S          | 104.329  | 66.444   | 81.665   | 118.994 | 88.080  |
| 3   | T          | 20.6686  | 17.8019  | 24.8712  | 13.0072 | 76.3489 |
|     | S          | 105.826  | 99.121   | 87.999   | 120.248 | 100.905 |
| 4   | T          | 20.6321  | 17.7999  | 25.8926  | 13.1893 | 77.5139 |
|     | S          | 106.013  | 99.132   | 84.527   | 118.588 | 99.389  |
| 5   | T          | 20.5344  | 17.5500  | 24.7408  | 13.0299 | 75.8551 |
|     | S          | 106.517  | 100.544  | 88.463   | 120.039 | 101.562 |
| 6   | T          | 19.9645  | 17.5997  | 24.9801  | 13.0375 | 75.5818 |
|     | S          | 109.558  | 100.260  | 87.615   | 119.969 | 101.929 |
| 7   | T          | 20.2717  | 17.5258  | 24.7247  | 13.0208 | 75.5430 |
|     | S          | 107.898  | 100.683  | 88.520   | 120.122 | 101.982 |
| 8   | T          | 20.2631  | 17.4956  | 24.8731  | 13.0555 | 75.6873 |
|     | S          | 107.944  | 100.857  | 87.992   | 119.803 | 101.787 |
| 9   | T          | 20.2651  | 17.5227  | 24.7625  | 13.0358 | 75.5861 |
|     | S          | 107.933  | 100.701  | 88.385   | 119.984 | 101.924 |
| 10  | T          | 20.0950  | 17.3321  | 24.7812  | 13.1037 | 75.3120 |
|     | S          | 108.847  | 101.808  | 88.318   | 119.363 | 102.294 |
| 11  | T          | 20.1189  | 17.4555  | 24.8261  | 12.9985 | 75.3990 |
|     | S          | 108.717  | 101.088  | 88.159   | 120.329 | 102.176 |
| 12  | T          | 20.0344  | 17.3788  | 24.8050  | 13.0266 | 75.2448 |
|     | S          | 109.176  | 101.534  | 88.234   | 120.069 | 102.386 |
| 13  | T          | 20.0724  | 17.5616  | 24.9842  | 13.0660 | 75.6842 |
|     | S          | 108.969  | 100.477  | 87.601   | 119.707 | 101.791 |
| 14  | T          | 20.1387  | 169.0440 |          |         | 77.9234 |
|     | S          | 108.610  | 10.438   |          |         | 98.866  |
| 15  | T          |          |          |          |         | 74.1102 |
|     | S          |          |          |          |         | 103.953 |
| 16  | T          |          |          | 25.3278  | 13.0385 | 75.5154 |
|     | S          |          |          | 86.412   | 119.959 | 102.019 |
| 17  | T          | 20.3716  | 17.5228  | 25.3319  | 12.9935 | 76.2198 |
|     | S          | 107.369  | 100.700  | 86.398   | 120.375 | 101.076 |
| 18  | T          | 20.7556  | 17.6117  | 25.2463  | 12.9979 | 76.6115 |
|     | S          | 105.382  | 100.192  | 86.691   | 120.334 | 100.559 |
| 19  | T          | 20.6298  | 17.5846  | 25.6632  | 13.0656 | 76.9432 |
|     | S          | 106.025  | 100.346  | 85.283   | 119.711 | 100.126 |

Event: Indy Pro 2000 GP by Andersen Companies

Round 14/15/16

Track: New Jersey Motorsports Park

2.14 mile(s)



Report: Section Data Report

Indy Pro 2000 Championship

Session: Race 3

August 29, 2021

Section Data for Car 21 - Simpson, Kyffin (R)

| Lap | T/SF to I1 | I1 to I2 | I2 to I3 | I3 to SF | Lap     |         |
|-----|------------|----------|----------|----------|---------|---------|
| 20  | T          | 20.4733  | 17.6163  | 25.4618  | 12.9603 | 76.5117 |
|     | S          | 106.835  | 100.165  | 85.958   | 120.683 | 100.690 |
| 21  | T          | 20.5868  | 17.4769  | 25.3912  | 12.9036 | 76.3585 |
|     | S          | 106.246  | 100.964  | 86.197   | 121.214 | 100.893 |
| 22  | T          | 21.2968  | 17.7605  | 25.5316  | 12.9961 | 77.5850 |
|     | S          | 102.704  | 99.352   | 85.723   | 120.351 | 99.298  |
| 23  | T          | 20.4542  | 17.6582  | 25.6616  | 13.1813 | 76.9553 |
|     | S          | 106.935  | 99.928   | 85.288   | 118.660 | 100.110 |
| 24  | T          | 20.7437  | 17.6680  | 25.4400  | 13.0483 | 76.9000 |
|     | S          | 105.443  | 99.872   | 86.031   | 119.869 | 100.182 |
| 25  | T          | 20.6825  | 17.6583  | 25.5064  | 12.9162 | 76.7634 |
|     | S          | 105.755  | 99.927   | 85.807   | 121.095 | 100.360 |

Event: Indy Pro 2000 GP by Andersen Companies

Round 14/15/16

Track: New Jersey Motorsports Park

2.14 mile(s)



Report: Section Data Report

Indy Pro 2000 Championship

Session: Race 3

August 29, 2021

Section Data for Car 3 - Roe, James (R)

| Lap | T/SF to I1 | I1 to I2 | I2 to I3 | I3 to SF | Lap     |         |
|-----|------------|----------|----------|----------|---------|---------|
| 1   | T          | 25.1052  | 18.2516  | 25.5223  | 13.0126 | 81.8917 |
|     | S          | 87.124   | 96.679   | 85.754   | 120.198 | 94.075  |
| 2   | T          | 20.8658  | 18.3205  | 25.8451  | 13.0190 | 78.0504 |
|     | S          | 104.826  | 96.315   | 84.683   | 120.139 | 98.705  |
| 3   | T          | 20.7447  | 17.7479  | 24.9775  | 13.0106 | 76.4807 |
|     | S          | 105.438  | 99.423   | 87.624   | 120.217 | 100.731 |
| 4   | T          | 20.8312  | 17.7631  | 25.0679  | 13.0529 | 76.7151 |
|     | S          | 105.000  | 99.338   | 87.308   | 119.827 | 100.424 |
| 5   | T          | 20.4111  | 17.6810  | 25.2296  | 13.0541 | 76.3758 |
|     | S          | 107.161  | 99.799   | 86.749   | 119.816 | 100.870 |
| 6   | T          | 20.7285  | 17.6958  | 25.1027  | 13.0322 | 76.5592 |
|     | S          | 105.520  | 99.715   | 87.187   | 120.017 | 100.628 |
| 7   | T          | 20.4752  | 17.6396  | 25.0686  | 13.0664 | 76.2498 |
|     | S          | 106.825  | 100.033  | 87.306   | 119.703 | 101.036 |
| 8   | T          | 20.3370  | 17.5919  | 25.1354  | 13.0639 | 76.1282 |
|     | S          | 107.551  | 100.304  | 87.074   | 119.726 | 101.198 |
| 9   | T          | 20.2128  | 17.5624  | 25.0967  | 13.1183 | 75.9902 |
|     | S          | 108.212  | 100.473  | 87.208   | 119.230 | 101.381 |
| 10  | T          | 20.3195  | 17.5346  | 25.0800  | 13.1063 | 76.0404 |
|     | S          | 107.644  | 100.632  | 87.266   | 119.339 | 101.315 |
| 11  | T          | 20.3849  | 17.5635  | 25.4746  | 13.0887 | 76.5117 |
|     | S          | 107.299  | 100.467  | 85.914   | 119.499 | 100.690 |
| 12  | T          | 20.3863  | 17.6395  | 25.4561  | 13.1066 | 76.5885 |
|     | S          | 107.291  | 100.034  | 85.977   | 119.336 | 100.590 |
| 13  | T          | 20.5257  | 17.5784  | 25.3344  | 13.1503 | 76.5888 |
|     | S          | 106.563  | 100.381  | 86.390   | 118.940 | 100.589 |
| 14  | T          | 20.3026  | 17.5876  | 25.2346  | 13.1569 | 76.2817 |
|     | S          | 107.734  | 100.329  | 86.732   | 118.880 | 100.994 |
| 15  | T          | 20.3842  | 17.6524  | 25.4503  | 13.1102 | 76.5971 |
|     | S          | 107.302  | 99.961   | 85.996   | 119.303 | 100.578 |
| 16  | T          | 20.5799  | 17.7123  | 25.3669  | 13.1324 | 76.7915 |
|     | S          | 106.282  | 99.623   | 86.279   | 119.102 | 100.324 |
| 17  | T          | 20.5448  | 17.6037  | 25.3468  | 13.0653 | 76.5606 |
|     | S          | 106.464  | 100.237  | 86.348   | 119.713 | 100.626 |
| 18  | T          | 20.4242  | 17.6527  | 25.5462  | 13.1136 | 76.7367 |
|     | S          | 107.092  | 99.959   | 85.674   | 119.272 | 100.395 |
| 19  | T          | 20.4506  | 17.7214  | 25.4614  | 13.1392 | 76.7726 |
|     | S          | 106.954  | 99.571   | 85.959   | 119.040 | 100.348 |

Event: Indy Pro 2000 GP by Andersen Companies

Round 14/15/16

Track: New Jersey Motorsports Park

2.14 mile(s)



Report: Section Data Report

Indy Pro 2000 Championship

Session: Race 3

August 29, 2021

Section Data for Car 3 - Roe, James (R)

| Lap | T/SF to I1 | I1 to I2 | I2 to I3 | I3 to SF | Lap     |         |
|-----|------------|----------|----------|----------|---------|---------|
| 20  | T          | 20.4190  | 17.7028  | 25.4709  | 13.0769 | 76.6696 |
|     | S          | 107.119  | 99.676   | 85.927   | 119.607 | 100.483 |
| 21  | T          | 20.3342  | 17.7092  | 25.4828  | 13.1503 | 76.6765 |
|     | S          | 107.566  | 99.640   | 85.887   | 118.940 | 100.474 |
| 22  | T          | 20.4743  | 17.7570  | 25.5783  | 13.1297 | 76.9393 |
|     | S          | 106.830  | 99.372   | 85.566   | 119.126 | 100.131 |
| 23  | T          | 20.5640  | 17.8777  | 25.5727  | 13.1007 | 77.1151 |
|     | S          | 106.364  | 98.701   | 85.585   | 119.390 | 99.903  |
| 24  | T          | 20.7000  | 17.8543  | 25.4993  | 13.1151 | 77.1687 |
|     | S          | 105.665  | 98.830   | 85.831   | 119.259 | 99.833  |
| 25  | T          | 20.5666  | 17.7541  | 25.6371  | 13.1746 | 77.1324 |
|     | S          | 106.351  | 99.388   | 85.370   | 118.720 | 99.880  |

**Event:** Indy Pro 2000 GP by Andersen Companies

Round 14/15/16

**Track:** New Jersey Motorsports Park

2.14 mile(s)

**Report:** Section Data Report

Indy Pro 2000 Championship

**Session:** Race 3

August 29, 2021

**Section Data for Car 40 - Miller, Jack William (R)**

| Lap | T/SF to I1 | I1 to I2 | I2 to I3 | I3 to SF | Lap     |          |
|-----|------------|----------|----------|----------|---------|----------|
| 1   | T          | 23.6888  | 18.0535  | 25.7403  | 13.1116 | 80.5942  |
|     | S          | 92.334   | 97.740   | 85.028   | 119.291 | 95.590   |
| 2   | T          | 21.7289  | 87.3727  | 25.4244  | 13.1175 | 147.6435 |
|     | S          | 100.662  | 20.196   | 86.084   | 119.237 | 52.180   |
| 3   | T          | 20.8436  | 17.6047  | 24.9455  | 13.3948 | 76.7886  |
|     | S          | 104.937  | 100.231  | 87.737   | 116.769 | 100.327  |
| 4   | T          | 20.3268  | 17.7106  | 24.9074  | 13.2108 | 76.1556  |
|     | S          | 107.605  | 99.632   | 87.871   | 118.395 | 101.161  |
| 5   | T          | 20.2679  | 17.5630  | 26.4166  | 13.2668 | 77.5143  |
|     | S          | 107.918  | 100.469  | 82.851   | 117.895 | 99.388   |
| 6   | T          | 20.2797  | 17.6640  | 24.9658  | 13.0944 | 76.0039  |
|     | S          | 107.855  | 99.895   | 87.665   | 119.447 | 101.363  |
| 7   | T          | 19.9041  | 17.5238  | 25.0110  | 13.0969 | 75.5358  |
|     | S          | 109.891  | 100.694  | 87.507   | 119.425 | 101.991  |
| 8   | T          | 19.9846  | 17.5437  | 24.7761  | 13.0548 | 75.3592  |
|     | S          | 109.448  | 100.580  | 88.337   | 119.810 | 102.230  |
| 9   | T          | 19.9156  | 17.4394  | 24.8493  | 13.1132 | 75.3175  |
|     | S          | 109.827  | 101.182  | 88.076   | 119.276 | 102.287  |
| 10  | T          | 19.8921  | 17.5904  | 24.8902  | 13.0496 | 75.4223  |
|     | S          | 109.957  | 100.313  | 87.932   | 119.857 | 102.145  |
| 11  | T          | 19.9184  | 17.3990  | 24.9070  | 13.0670 | 75.2914  |
|     | S          | 109.812  | 101.416  | 87.872   | 119.698 | 102.322  |
| 12  | T          | 20.1551  | 17.5547  | 25.0974  | 13.1387 | 75.9459  |
|     | S          | 108.522  | 100.517  | 87.206   | 119.045 | 101.441  |
| 13  | T          | 20.3238  | 17.6439  | 25.0983  | 13.0977 | 76.1637  |
|     | S          | 107.621  | 100.009  | 87.203   | 119.417 | 101.151  |
| 14  | T          | 20.0263  | 17.5070  | 25.1105  | 13.1506 | 75.7944  |
|     | S          | 109.220  | 100.791  | 87.160   | 118.937 | 101.643  |
| 15  | T          | 20.0375  | 17.6300  | 25.1123  | 13.1478 | 75.9276  |
|     | S          | 109.159  | 100.088  | 87.154   | 118.962 | 101.465  |
| 16  | T          | 20.0988  | 17.5555  | 25.0193  | 13.0960 | 75.7696  |
|     | S          | 108.826  | 100.512  | 87.478   | 119.433 | 101.677  |
| 17  | T          | 20.1214  | 17.5416  | 25.1163  | 13.1070 | 75.8863  |
|     | S          | 108.704  | 100.592  | 87.140   | 119.332 | 101.520  |
| 18  | T          | 20.0844  | 17.4780  | 25.1634  | 13.1547 | 75.8805  |
|     | S          | 108.904  | 100.958  | 86.977   | 118.900 | 101.528  |
| 19  | T          | 20.2031  | 17.5473  | 25.2322  | 13.1421 | 76.1247  |
|     | S          | 108.264  | 100.559  | 86.740   | 119.014 | 101.202  |



Event: **Indy Pro 2000 GP by Andersen Companies**

Round 14/15/16

Track: **New Jersey Motorsports Park**

2.14 mile(s)

Report: **Section Data Report**

Indy Pro 2000 Championship

Session: **Race 3**

August 29, 2021



**Section Data for Car 40 - Miller, Jack William (R)**

| Lap | T/SF to I1 | I1 to I2 | I2 to I3 | I3 to SF | Lap     |         |
|-----|------------|----------|----------|----------|---------|---------|
| 20  | T          | 20.3241  | 17.5054  | 25.2227  | 13.2311 | 76.2833 |
|     | S          | 107.620  | 100.800  | 86.772   | 118.213 | 100.992 |
| 21  | T          | 20.2575  | 17.6069  | 25.2026  | 13.1600 | 76.2270 |
|     | S          | 107.973  | 100.219  | 86.842   | 118.852 | 101.067 |
| 22  | T          | 20.2932  | 17.6947  | 25.2799  | 13.1853 | 76.4531 |
|     | S          | 107.784  | 99.722   | 86.576   | 118.624 | 100.768 |
| 23  | T          | 20.1699  | 17.5436  | 25.2749  | 13.1381 | 76.1265 |
|     | S          | 108.442  | 100.581  | 86.593   | 119.050 | 101.200 |
| 24  | T          | 20.2860  | 17.6432  | 25.2874  | 13.1161 | 76.3327 |
|     | S          | 107.822  | 100.013  | 86.550   | 119.250 | 100.927 |
| 25  | T          | 24.9222  |          |          |         |         |
|     | S          | 87.764   |          |          |         |         |

Event: Indy Pro 2000 GP by Andersen Companies

Round 14/15/16

Track: New Jersey Motorsports Park

2.14 mile(s)



Report: Section Data Report

Indy Pro 2000 Championship

Session: Race 3

August 29, 2021

Section Data for Car 42 - Petrov, Artem

| Lap | T/SF to I1 | I1 to I2 | I2 to I3 | I3 to SF | Lap     |         |
|-----|------------|----------|----------|----------|---------|---------|
| 1   | T          | 23.3108  | 18.1940  | 25.7149  | 12.8719 | 80.0916 |
|     | S          | 93.831   | 96.985   | 85.112   | 121.512 | 96.190  |
| 2   | T          | 22.1411  | 18.0409  | 25.1142  | 13.0322 | 78.3284 |
|     | S          | 98.788   | 97.808   | 87.147   | 120.017 | 98.355  |
| 3   | T          | 20.4118  | 17.6213  | 24.8629  | 13.0493 | 75.9453 |
|     | S          | 107.157  | 100.137  | 88.028   | 119.860 | 101.441 |
| 4   | T          | 20.6932  | 17.7324  | 24.7860  | 13.0096 | 76.2212 |
|     | S          | 105.700  | 99.510   | 88.301   | 120.226 | 101.074 |
| 5   | T          | 20.3068  | 17.4879  | 24.9748  | 13.0077 | 75.7772 |
|     | S          | 107.711  | 100.901  | 87.634   | 120.243 | 101.666 |
| 6   | T          | 20.2397  | 17.6767  | 25.0886  | 13.0514 | 76.0564 |
|     | S          | 108.068  | 99.823   | 87.236   | 119.841 | 101.293 |
| 7   | T          | 20.1449  | 17.6344  | 25.1708  | 13.0395 | 75.9896 |
|     | S          | 108.577  | 100.063  | 86.951   | 119.950 | 101.382 |
| 8   | T          | 20.1820  | 17.5392  | 25.0890  | 13.0208 | 75.8310 |
|     | S          | 108.377  | 100.606  | 87.235   | 120.122 | 101.594 |
| 9   | T          | 20.2501  | 17.7717  | 25.2386  | 13.0246 | 76.2850 |
|     | S          | 108.013  | 99.290   | 86.718   | 120.087 | 100.990 |
| 10  | T          | 20.2610  | 17.6478  | 25.1257  | 13.0169 | 76.0514 |
|     | S          | 107.955  | 99.987   | 87.107   | 120.158 | 101.300 |
| 11  | T          | 20.2891  | 17.5129  | 25.0542  | 12.9687 | 75.8249 |
|     | S          | 107.805  | 100.757  | 87.356   | 120.605 | 101.603 |
| 12  | T          | 20.2705  | 17.5369  | 25.3234  | 13.0414 | 76.1722 |
|     | S          | 107.904  | 100.619  | 86.427   | 119.933 | 101.139 |
| 13  | T          | 20.1894  | 17.5270  | 25.2445  | 13.0525 | 76.0134 |
|     | S          | 108.338  | 100.676  | 86.698   | 119.831 | 101.351 |
| 14  | T          | 20.2578  | 17.5415  | 25.0865  | 13.1214 | 76.0072 |
|     | S          | 107.972  | 100.593  | 87.244   | 119.202 | 101.359 |
| 15  | T          | 20.1701  | 17.5049  | 25.0922  | 13.0384 | 75.8056 |
|     | S          | 108.441  | 100.803  | 87.224   | 119.960 | 101.628 |
| 16  | T          | 20.2837  | 17.5157  | 25.0875  | 13.0447 | 75.9316 |
|     | S          | 107.834  | 100.741  | 87.240   | 119.902 | 101.460 |
| 17  | T          | 20.3043  | 17.5588  | 25.2829  | 13.0030 | 76.1490 |
|     | S          | 107.725  | 100.494  | 86.566   | 120.287 | 101.170 |
| 18  | T          | 20.2147  | 17.5644  | 25.1736  | 13.0628 | 76.0155 |
|     | S          | 108.202  | 100.461  | 86.942   | 119.736 | 101.348 |
| 19  | T          | 20.2856  | 17.5873  | 25.2079  | 13.0117 | 76.0925 |
|     | S          | 107.824  | 100.331  | 86.823   | 120.206 | 101.245 |

Event: **Indy Pro 2000 GP by Andersen Companies**

Round 14/15/16

Track: **New Jersey Motorsports Park**

2.14 mile(s)

Report: **Section Data Report**

Indy Pro 2000 Championship

Session: **Race 3**

August 29, 2021



**Section Data for Car 42 - Petrov, Artem**

| Lap | T/SF to I1 | I1 to I2 | I2 to I3 | I3 to SF | Lap     |         |
|-----|------------|----------|----------|----------|---------|---------|
| 20  | T          | 20.3461  | 17.5408  | 25.2850  | 13.0249 | 76.1968 |
|     | S          | 107.503  | 100.597  | 86.559   | 120.085 | 101.107 |
| 21  | T          | 20.2398  | 17.6084  | 25.2176  | 12.9976 | 76.0634 |
|     | S          | 108.068  | 100.210  | 86.790   | 120.337 | 101.284 |
| 22  | T          | 20.5536  | 17.5516  | 25.1942  | 12.9641 | 76.2635 |
|     | S          | 106.418  | 100.535  | 86.871   | 120.648 | 101.018 |
| 23  | T          | 20.4082  | 17.6223  | 25.2457  | 12.9721 | 76.2483 |
|     | S          | 107.176  | 100.131  | 86.693   | 120.573 | 101.038 |
| 24  | T          | 20.4846  | 17.6453  | 25.3268  | 13.0036 | 76.4603 |
|     | S          | 106.776  | 100.001  | 86.416   | 120.281 | 100.758 |
| 25  | T          | 20.4860  | 17.5774  | 25.3856  | 12.9619 | 76.4109 |
|     | S          | 106.769  | 100.387  | 86.216   | 120.668 | 100.823 |

Event: Indy Pro 2000 GP by Andersen Companies

Round 14/15/16

Track: New Jersey Motorsports Park

2.14 mile(s)



Report: Section Data Report

Indy Pro 2000 Championship

Session: Race 3

August 29, 2021

Section Data for Car 5 - Brichacek, Wyatt (R)

| Lap | T/SF to I1 | I1 to I2 | I2 to I3 | I3 to SF | Lap     |         |
|-----|------------|----------|----------|----------|---------|---------|
| 1   | T          | 25.6204  | 18.6025  | 25.9969  | 12.9258 | 83.1456 |
|     | S          | 85.372   | 94.855   | 84.188   | 121.005 | 92.657  |
| 2   | T          | 20.7951  | 18.1029  | 25.5178  | 12.9771 | 77.3929 |
|     | S          | 105.182  | 97.473   | 85.769   | 120.527 | 99.544  |
| 3   | T          | 20.6699  | 17.9725  | 25.3307  | 12.9862 | 76.9593 |
|     | S          | 105.819  | 98.180   | 86.403   | 120.443 | 100.105 |
| 4   | T          | 21.0028  | 17.8867  | 25.1655  | 12.9734 | 77.0284 |
|     | S          | 104.142  | 98.651   | 86.970   | 120.561 | 100.015 |
| 5   | T          | 20.3124  | 17.6319  | 25.0404  | 12.9952 | 75.9799 |
|     | S          | 107.682  | 100.077  | 87.404   | 120.359 | 101.395 |
| 6   | T          | 20.2902  | 17.7186  | 25.3210  | 12.9959 | 76.3257 |
|     | S          | 107.799  | 99.587   | 86.436   | 120.353 | 100.936 |
| 7   | T          | 20.4248  | 17.6522  | 25.1175  | 13.0307 | 76.2252 |
|     | S          | 107.089  | 99.962   | 87.136   | 120.031 | 101.069 |
| 8   | T          | 20.2895  | 17.6677  | 25.2965  | 13.0243 | 76.2780 |
|     | S          | 107.803  | 99.874   | 86.519   | 120.090 | 100.999 |
| 9   | T          | 20.2634  | 17.5904  | 25.1462  | 13.0537 | 76.0537 |
|     | S          | 107.942  | 100.313  | 87.036   | 119.820 | 101.297 |
| 10  | T          | 20.2254  | 17.5058  | 25.1635  | 13.0316 | 75.9263 |
|     | S          | 108.145  | 100.798  | 86.977   | 120.023 | 101.467 |
| 11  | T          | 20.2026  | 17.5439  | 25.2313  | 13.0218 | 75.9996 |
|     | S          | 108.267  | 100.579  | 86.743   | 120.113 | 101.369 |
| 12  | T          | 20.4741  | 17.6852  | 25.3589  | 13.0157 | 76.5339 |
|     | S          | 106.831  | 99.775   | 86.306   | 120.170 | 100.661 |
| 13  | T          | 20.5879  | 17.7343  | 25.4119  | 13.0341 | 76.7682 |
|     | S          | 106.241  | 99.499   | 86.126   | 120.000 | 100.354 |
| 14  | T          | 20.3275  | 17.6037  | 25.1880  | 13.0346 | 76.1538 |
|     | S          | 107.602  | 100.237  | 86.892   | 119.995 | 101.164 |
| 15  | T          | 20.3442  | 17.7934  | 25.8401  | 13.0518 | 77.0295 |
|     | S          | 107.513  | 99.169   | 84.699   | 119.837 | 100.014 |
| 16  | T          | 20.4186  | 17.6069  | 25.3494  | 13.0432 | 76.4181 |
|     | S          | 107.122  | 100.219  | 86.339   | 119.916 | 100.814 |
| 17  | T          | 20.5297  | 17.6765  | 25.5091  | 13.0343 | 76.7496 |
|     | S          | 106.542  | 99.824   | 85.798   | 119.998 | 100.378 |
| 18  | T          | 20.3691  | 17.6690  | 25.5628  | 13.0507 | 76.6516 |
|     | S          | 107.382  | 99.867   | 85.618   | 119.847 | 100.507 |
| 19  | T          | 20.3823  | 17.6437  | 25.5514  | 13.0578 | 76.6352 |
|     | S          | 107.312  | 100.010  | 85.656   | 119.782 | 100.528 |

Event: Indy Pro 2000 GP by Andersen Companies

Round 14/15/16

Track: New Jersey Motorsports Park

2.14 mile(s)



Report: Section Data Report

Indy Pro 2000 Championship

Session: Race 3

August 29, 2021

Section Data for Car 5 - Brichacek, Wyatt (R)

| Lap | T/SF to I1 | I1 to I2 | I2 to I3 | I3 to SF | Lap     |         |
|-----|------------|----------|----------|----------|---------|---------|
| 20  | T          | 20.5061  | 17.7608  | 25.4566  | 12.9884 | 76.7119 |
|     | S          | 106.664  | 99.351   | 85.975   | 120.422 | 100.428 |
| 21  | T          | 20.3412  | 17.6450  | 25.6798  | 13.0021 | 76.6681 |
|     | S          | 107.529  | 100.003  | 85.228   | 120.295 | 100.485 |
| 22  | T          | 21.0116  | 17.7043  | 25.4924  | 13.0083 | 77.2166 |
|     | S          | 104.098  | 99.668   | 85.854   | 120.238 | 99.771  |
| 23  | T          | 20.4564  | 17.8152  | 25.7382  | 13.0362 | 77.0460 |
|     | S          | 106.924  | 99.047   | 85.035   | 119.981 | 99.992  |
| 24  | T          | 20.5191  | 17.7806  | 25.6385  | 13.0703 | 77.0085 |
|     | S          | 106.597  | 99.240   | 85.365   | 119.668 | 100.041 |
| 25  | T          | 20.5895  | 17.7013  | 25.5659  | 13.0097 | 76.8664 |
|     | S          | 106.232  | 99.685   | 85.608   | 120.225 | 100.226 |

Event: Indy Pro 2000 GP by Andersen Companies

Round 14/15/16

Track: New Jersey Motorsports Park

2.14 mile(s)



Report: Section Data Report

Indy Pro 2000 Championship

Session: Race 3

August 29, 2021

Section Data for Car 51 - Abel, Jacob

| Lap | T/SF to I1 | I1 to I2 | I2 to I3 | I3 to SF | Lap     |         |
|-----|------------|----------|----------|----------|---------|---------|
| 1   | T          | 24.2702  | 18.4111  | 25.4915  | 12.9581 | 81.1309 |
|     | S          | 90.122   | 95.841   | 85.857   | 120.704 | 94.958  |
| 2   | T          | 21.2941  | 18.8030  | 25.5227  | 13.0120 | 78.6318 |
|     | S          | 102.717  | 93.844   | 85.753   | 120.204 | 97.976  |
| 3   | T          | 20.5457  | 17.7121  | 25.0043  | 12.9922 | 76.2543 |
|     | S          | 106.459  | 99.624   | 87.530   | 120.387 | 101.030 |
| 4   | T          | 20.3920  | 17.7330  | 25.1791  | 12.9900 | 76.2941 |
|     | S          | 107.261  | 99.506   | 86.923   | 120.407 | 100.978 |
| 5   | T          | 20.2680  | 17.6717  | 25.0147  | 13.0023 | 75.9567 |
|     | S          | 107.918  | 99.851   | 87.494   | 120.293 | 101.426 |
| 6   | T          | 20.1012  | 17.5101  | 25.1155  | 13.0408 | 75.7676 |
|     | S          | 108.813  | 100.773  | 87.143   | 119.938 | 101.679 |
| 7   | T          | 20.2477  | 17.8520  | 25.3053  | 13.0317 | 76.4367 |
|     | S          | 108.026  | 98.843   | 86.489   | 120.022 | 100.789 |
| 8   | T          | 20.4191  | 17.6930  | 25.2718  | 13.0450 | 76.4289 |
|     | S          | 107.119  | 99.731   | 86.604   | 119.900 | 100.800 |
| 9   | T          | 20.3930  | 17.5693  | 25.0446  | 13.0188 | 76.0257 |
|     | S          | 107.256  | 100.433  | 87.390   | 120.141 | 101.334 |
| 10  | T          | 20.2400  | 17.5086  | 25.0871  | 13.0612 | 75.8969 |
|     | S          | 108.067  | 100.782  | 87.242   | 119.751 | 101.506 |
| 11  | T          | 20.4151  | 17.6113  | 25.1730  | 13.0037 | 76.2031 |
|     | S          | 107.140  | 100.194  | 86.944   | 120.280 | 101.098 |
| 12  | T          | 20.2704  | 17.4782  | 25.3022  | 13.0490 | 76.0998 |
|     | S          | 107.905  | 100.957  | 86.500   | 119.863 | 101.235 |
| 13  | T          | 20.1272  | 17.6682  | 25.1495  | 13.0630 | 76.0079 |
|     | S          | 108.672  | 99.871   | 87.025   | 119.734 | 101.358 |
| 14  | T          | 20.1526  | 17.4913  | 25.3240  | 13.0606 | 76.0285 |
|     | S          | 108.536  | 100.881  | 86.425   | 119.756 | 101.330 |
| 15  | T          | 20.2208  | 17.6263  | 25.5488  | 13.0913 | 76.4872 |
|     | S          | 108.169  | 100.109  | 85.665   | 119.476 | 100.723 |
| 16  | T          | 20.3021  | 17.5871  | 25.3273  | 13.0826 | 76.2991 |
|     | S          | 107.736  | 100.332  | 86.414   | 119.555 | 100.971 |
| 17  | T          | 20.2947  | 17.6360  | 25.3785  | 13.0202 | 76.3294 |
|     | S          | 107.776  | 100.054  | 86.240   | 120.128 | 100.931 |
| 18  | T          | 20.2622  | 17.6235  | 25.4686  | 13.0518 | 76.4061 |
|     | S          | 107.948  | 100.125  | 85.935   | 119.837 | 100.830 |
| 19  | T          | 20.3020  | 17.5834  | 25.5684  | 13.0471 | 76.5009 |
|     | S          | 107.737  | 100.353  | 85.599   | 119.880 | 100.705 |

Event: Indy Pro 2000 GP by Andersen Companies

Round 14/15/16

Track: New Jersey Motorsports Park

2.14 mile(s)



Report: Section Data Report

Indy Pro 2000 Championship

Session: Race 3

August 29, 2021

Section Data for Car 51 - Abel, Jacob

| Lap | T/SF to I1 | I1 to I2 | I2 to I3 | I3 to SF | Lap     |         |
|-----|------------|----------|----------|----------|---------|---------|
| 20  | T          | 20.3686  | 17.6389  | 25.5688  | 13.0605 | 76.6368 |
|     | S          | 107.385  | 100.037  | 85.598   | 119.757 | 100.526 |
| 21  | T          | 20.2577  | 17.5840  | 25.5139  | 13.0185 | 76.3741 |
|     | S          | 107.972  | 100.349  | 85.782   | 120.144 | 100.872 |
| 22  | T          | 20.2364  | 17.5790  | 25.3281  | 13.0085 | 76.1520 |
|     | S          | 108.086  | 100.378  | 86.411   | 120.236 | 101.166 |
| 23  | T          | 20.4579  | 17.7468  | 25.5769  | 13.0861 | 76.8677 |
|     | S          | 106.916  | 99.429   | 85.571   | 119.523 | 100.224 |
| 24  | T          | 20.5164  | 17.6382  | 25.6361  | 13.0642 | 76.8549 |
|     | S          | 106.611  | 100.041  | 85.373   | 119.723 | 100.241 |
| 25  | T          | 20.2411  | 17.6558  | 25.6100  | 13.0946 | 76.6015 |
|     | S          | 108.061  | 99.941   | 85.460   | 119.445 | 100.572 |

Event: Indy Pro 2000 GP by Andersen Companies

Round 14/15/16

Track: New Jersey Motorsports Park

2.14 mile(s)



Report: Section Data Report

Indy Pro 2000 Championship

Session: Race 3

August 29, 2021

Section Data for Car 55 - Gold, Reece (R)

| Lap | T/SF to I1 | I1 to I2 | I2 to I3 | I3 to SF | Lap     |           |
|-----|------------|----------|----------|----------|---------|-----------|
| 1   | T          | 24.2819  | 18.0465  | 25.7111  | 12.8138 | 80.8533   |
|     | S          | 90.078   | 97.778   | 85.124   | 122.063 | 95.284    |
| 2   | T          |          |          | 37.3957  |         | 1548.8345 |
|     | S          |          |          | 58.526   |         | 4.974     |



Event: Indy Pro 2000 GP by Andersen Companies

Round 14/15/16

Track: New Jersey Motorsports Park

2.14 mile(s)



Report: Section Data Report

Indy Pro 2000 Championship

Session: Race 3

August 29, 2021

Section Data for Car 91 - Eves, Braden

| Lap | T/SF to I1 | I1 to I2 | I2 to I3 | I3 to SF | Lap     |         |
|-----|------------|----------|----------|----------|---------|---------|
| 1   | T          | 23.1027  | 18.1375  | 25.9188  | 13.0594 | 80.2184 |
|     | S          | 94.676   | 97.287   | 84.442   | 119.767 | 96.038  |
| 2   | T          | 20.9528  | 17.9003  | 25.0939  | 13.0593 | 77.0063 |
|     | S          | 104.390  | 98.576   | 87.218   | 119.768 | 100.044 |
| 3   | T          | 20.3063  | 17.7490  | 24.9143  | 13.0271 | 75.9967 |
|     | S          | 107.714  | 99.417   | 87.847   | 120.064 | 101.373 |
| 4   | T          | 20.6302  | 17.7156  | 25.1082  | 13.0991 | 76.5531 |
|     | S          | 106.023  | 99.604   | 87.168   | 119.404 | 100.636 |
| 5   | T          | 20.3390  | 17.5612  | 24.9415  | 13.0123 | 75.8540 |
|     | S          | 107.541  | 100.480  | 87.751   | 120.201 | 101.564 |
| 6   | T          | 20.1405  | 17.8271  | 25.1302  | 13.0935 | 76.1913 |
|     | S          | 108.601  | 98.981   | 87.092   | 119.456 | 101.114 |
| 7   | T          | 20.2749  | 17.6106  | 25.0246  | 13.0354 | 75.9455 |
|     | S          | 107.881  | 100.198  | 87.459   | 119.988 | 101.441 |
| 8   | T          | 20.3835  | 17.6047  | 25.0635  | 13.0386 | 76.0903 |
|     | S          | 107.306  | 100.231  | 87.324   | 119.959 | 101.248 |
| 9   | T          | 20.2990  | 17.6778  | 25.1689  | 13.0319 | 76.1776 |
|     | S          | 107.753  | 99.817   | 86.958   | 120.020 | 101.132 |
| 10  | T          | 20.3267  | 17.6272  | 25.0919  | 13.0723 | 76.1181 |
|     | S          | 107.606  | 100.104  | 87.225   | 119.649 | 101.211 |
| 11  | T          | 20.2332  | 17.5298  | 25.0710  | 13.0348 | 75.8688 |
|     | S          | 108.103  | 100.660  | 87.298   | 119.993 | 101.544 |
| 12  | T          | 20.1480  | 17.5733  | 25.1206  | 13.0527 | 75.8946 |
|     | S          | 108.560  | 100.411  | 87.125   | 119.829 | 101.509 |
| 13  | T          | 20.1536  | 17.4411  | 25.0816  | 13.0553 | 75.7316 |
|     | S          | 108.530  | 101.172  | 87.261   | 119.805 | 101.728 |
| 14  | T          | 20.2108  | 17.4936  | 25.0167  | 13.0029 | 75.7240 |
|     | S          | 108.223  | 100.868  | 87.487   | 120.288 | 101.738 |
| 15  | T          | 20.2299  | 17.4962  | 25.0430  | 13.0914 | 75.8605 |
|     | S          | 108.121  | 100.853  | 87.395   | 119.475 | 101.555 |
| 16  | T          | 20.2826  | 17.5203  | 25.1581  | 13.0678 | 76.0288 |
|     | S          | 107.840  | 100.714  | 86.995   | 119.690 | 101.330 |
| 17  | T          | 20.4312  | 17.5963  | 25.1779  | 13.0226 | 76.2280 |
|     | S          | 107.056  | 100.279  | 86.927   | 120.106 | 101.065 |
| 18  | T          | 20.3064  | 17.5439  | 25.3024  | 13.1189 | 76.2716 |
|     | S          | 107.713  | 100.579  | 86.499   | 119.224 | 101.007 |
| 19  | T          | 20.3292  | 17.6022  | 25.2329  | 13.0528 | 76.2171 |
|     | S          | 107.593  | 100.246  | 86.737   | 119.828 | 101.080 |

Event: Indy Pro 2000 GP by Andersen Companies

Round 14/15/16

Track: New Jersey Motorsports Park

2.14 mile(s)



Report: Section Data Report

Indy Pro 2000 Championship

Session: Race 3

August 29, 2021

Section Data for Car 91 - Eves, Braden

| Lap | T/SF to I1 | I1 to I2 | I2 to I3 | I3 to SF | Lap     |         |
|-----|------------|----------|----------|----------|---------|---------|
| 20  | T          | 20.2285  | 17.5836  | 25.2593  | 13.0242 | 76.0956 |
|     | S          | 108.128  | 100.352  | 86.647   | 120.091 | 101.241 |
| 21  | T          | 20.2834  | 17.6220  | 25.3297  | 13.0336 | 76.2687 |
|     | S          | 107.836  | 100.133  | 86.406   | 120.005 | 101.011 |
| 22  | T          | 20.3825  | 17.5448  | 25.4086  | 13.0400 | 76.3759 |
|     | S          | 107.311  | 100.574  | 86.138   | 119.946 | 100.870 |
| 23  | T          | 20.3194  | 17.5982  | 25.3079  | 13.0647 | 76.2902 |
|     | S          | 107.645  | 100.269  | 86.480   | 119.719 | 100.983 |
| 24  | T          | 20.4368  | 17.6595  | 25.2486  | 13.0560 | 76.4009 |
|     | S          | 107.026  | 99.920   | 86.683   | 119.799 | 100.837 |
| 25  | T          | 20.3953  | 17.6646  | 25.3036  | 13.0505 | 76.4140 |
|     | S          | 107.244  | 99.892   | 86.495   | 119.849 | 100.819 |

Event: Indy Pro 2000 GP by Andersen Companies

Round 14/15/16

Track: New Jersey Motorsports Park

2.14 mile(s)



Report: Section Data Report

Indy Pro 2000 Championship






Session: Race 3

August 29, 2021

Section Data for Car

Report Support Information

| Section Legend |                |
|----------------|----------------|
| Name           | Length         |
| SF to I1       | 0.607576 miles |
| I1 to I2       | 0.490152 miles |
| I2 to I3       | 0.607955 miles |
| I3 to SF       | 0.434470 miles |
| Lap            | 2.140000 miles |
| SFP to I1      | 0.607576 miles |
| I3 to SFP      | 0.434470 miles |

| Color Legend  |                       |
|---|-----------------------|
|  | Fastest Lap           |
|  | Section Under Caution |
|  | Section Under Green   |
|  | Section Time Data     |
|  | Section Speed Data    |

