

Event: Cooper Tires Indy Pro 2000 GP at NJMP

Round 13/14/15

Track: New Jersey Motorsports Park

2.14 mile(s)



Report: Section Data Report

Indy Pro 2000 Championship

Session: Race 3

October 11, 2020

Section Data for Car 17 - DeFrancesco, Devlin (R)

Lap	T/SF to I1	I1 to I2	I2 to I3	I3 to SF	Lap	
1	T	28.9055	21.6549	31.1343	13.9214	95.6161
	S	75.670	81.485	70.297	112.352	80.572
2	T	26.6217	20.9697	29.8700	13.4007	90.8621
	S	82.161	84.147	73.272	116.717	84.788
3	T	25.9087	20.7873	29.0098	13.0991	88.8049
	S	84.422	84.886	75.445	119.404	86.752
4	T	25.6987	20.5058	28.5810	13.0499	87.8354
	S	85.112	86.051	76.577	119.855	87.710
5	T	25.4136	20.9931			
	S	86.067	84.054			

Event: Cooper Tires Indy Pro 2000 GP at NJMP
Track: New Jersey Motorsports Park
Report: Section Data Report
Session: Race 3

Round 13/14/15
2.14 mile(s)
Indy Pro 2000 Championship
October 11, 2020



Section Data for Car 18 - McElrea, Hunter (R)

Lap	T/SF to I1	I1 to I2	I2 to I3	I3 to SF	Lap	
1	T	29.2844	22.0202	31.2878	14.2239	96.8163
	S	74.691	80.133	69.952	109.962	79.573
2	T	26.1111	20.7782	29.8344	13.4731	90.1968
	S	83.768	84.923	73.359	116.090	85.413
3	T	25.6977	20.7790	29.3512	13.8571	89.6850
	S	85.116	84.920	74.567	112.873	85.901
4	T	25.1055	20.4859	29.1051	13.3286	88.0251
	S	87.123	86.135	75.198	117.348	87.520
5	T	24.7254	20.3760	28.7804	13.2920	87.1738
	S	88.463	86.599	76.046	117.672	88.375
6	T	33.8845	39.6432	51.1203	31.4715	156.1195
	S	64.551	44.511	42.813	49.699	49.347
7	T	47.0173	39.1762	52.7981	31.7846	170.7762
	S	46.521	45.041	41.453	49.209	45.112
8	T	44.8986	36.4562	50.2908	20.3457	151.9913
	S	48.716	48.402	43.520	76.876	50.687
9	T	26.1422	20.4890	29.0594	13.1993	88.8899
	S	83.668	86.122	75.316	118.498	86.669
10	T	24.9542	19.9547	28.3563	12.9762	86.2414
	S	87.651	88.428	77.183	120.535	89.331
11	T	24.6008	20.0849	27.9127	13.1154	85.7138
	S	88.911	87.854	78.410	119.256	89.881
12	T	24.6839	20.0277	27.6136	13.0021	85.3273
	S	88.611	88.105	79.259	120.295	90.288
13	T	24.9370	19.6306	27.4776	13.1473	85.1925
	S	87.712	89.887	79.652	118.967	90.430
14	T	24.7678	19.6762	27.3843	13.0326	84.8609
	S	88.311	89.679	79.923	120.014	90.784
15	T	24.6599	19.8290	27.4381	13.1904	85.1174
	S	88.698	88.988	79.766	118.578	90.510
16	T	24.8932	19.9559	28.2719	13.1371	86.2581
	S	87.866	88.422	77.414	119.059	89.313
17	T	24.9521	20.4079	31.4535	13.3580	90.1715
	S	87.659	86.464	69.583	117.090	85.437
18	T	25.5150	20.7364	29.8226	13.6022	89.6762
	S	85.725	85.094	73.389	114.988	85.909
19	T	25.3461	20.6884	30.6101	13.7879	90.4325
	S	86.296	85.292	71.500	113.439	85.191

Event: Cooper Tires Indy Pro 2000 GP at NJMP
Track: New Jersey Motorsports Park
Report: Section Data Report
Session: Race 3

Round 13/14/15
 2.14 mile(s)
 Indy Pro 2000 Championship
 October 11, 2020



Section Data for Car 18 - McElrea, Hunter (R)

Lap	T/SF to I1	I1 to I2	I2 to I3	I3 to SF	Lap	
20	T	25.7609	20.5851	30.7759	13.9778	91.0997
	S	84.907	85.720	71.115	111.898	84.567
21	T	25.9906	20.7187	31.2419	14.2268	92.1780
	S	84.156	85.167	70.055	109.940	83.577
22	T	26.5613	22.6765	31.7138	14.4660	95.4176
	S	82.348	77.814	69.012	108.122	80.740
23	T	26.1203	20.8922	31.1738	14.4747	92.6610
	S	83.738	84.460	70.208	108.057	83.142
24	T	26.1603	20.8005	31.0643	14.4649	92.4900
	S	83.610	84.832	70.455	108.130	83.295
25	T	26.5400	21.4245	31.8818	14.8297	94.6760
	S	82.414	82.361	68.648	105.470	81.372
26	T	27.8851				
	S	78.439				

Event: Cooper Tires Indy Pro 2000 GP at NJMP
 Track: New Jersey Motorsports Park
 Report: Section Data Report
 Session: Race 3

Round 13/14/15
 2.14 mile(s)
 Indy Pro 2000 Championship
 October 11, 2020



Section Data for Car 19 - Kaminsky, Colin (R)

Lap	T/SF to I1	I1 to I2	I2 to I3	I3 to SF	Lap	
1	T	28.2761	21.7950	30.9680	13.9782	95.0173
	S	77.354	80.961	70.674	111.895	81.080
2	T	26.7009	21.0416	29.6201	13.3481	90.7107
	S	81.918	83.860	73.890	117.177	84.929
3	T	25.9885	20.4809	28.8477	13.1023	88.4194
	S	84.163	86.156	75.869	119.375	87.130
4	T	25.7035	20.2831	28.7109	13.1786	87.8761
	S	85.096	86.996	76.230	118.684	87.669
5	T	25.2091	20.4670	28.8717	13.6457	88.1935
	S	86.765	86.214	75.806	114.622	87.353
6	T	35.7024	39.4151	51.2035	30.9563	157.2773
	S	61.264	44.768	42.744	50.526	48.984
7	T	47.3226	39.1277	53.0659	31.1899	170.7061
	S	46.220	45.097	41.244	50.147	45.130
8	T	45.4685	36.1670	50.8151	20.0862	152.5368
	S	48.105	48.789	43.071	77.869	50.506
9	T	25.8387	20.6494	28.6798	13.0252	88.1931
	S	84.651	85.453	76.313	120.082	87.354
10	T	24.9909	20.0427	28.2145	12.9804	86.2285
	S	87.523	88.039	77.571	120.496	89.344
11	T	24.9805	20.0903	27.8440	13.1138	86.0286
	S	87.559	87.831	78.604	119.271	89.552
12	T	25.2830	19.9602	27.7286	12.9455	85.9173
	S	86.512	88.403	78.931	120.821	89.668
13	T	24.6988	19.6614	27.6068	12.9833	84.9503
	S	88.558	89.747	79.279	120.469	90.688
14	T	24.6223	19.8346	27.3335	12.9597	84.7501
	S	88.833	88.963	80.072	120.689	90.903
15	T	24.7902	19.7865	27.6830	13.0675	85.3272
	S	88.231	89.179	79.061	119.693	90.288
16	T	24.5321	19.9294	28.1186	13.0602	85.6403
	S	89.160	88.540	77.836	119.760	89.958
17	T	24.5809	20.0746	28.9371	13.3150	86.9076
	S	88.983	87.899	75.634	117.468	88.646
18	T	25.0908	20.3512	29.6718	13.5300	88.6438
	S	87.174	86.705	73.761	115.602	86.910
19	T	25.0871	20.3690	30.5512	13.7720	89.7793
	S	87.187	86.629	71.638	113.570	85.810

Event: Cooper Tires Indy Pro 2000 GP at NJMP
Track: New Jersey Motorsports Park
Report: Section Data Report
Session: Race 3

Round 13/14/15
2.14 mile(s)
Indy Pro 2000 Championship
October 11, 2020



Section Data for Car 19 - Kaminsky, Colin (R)

Lap	T/SF to I1	I1 to I2	I2 to I3	I3 to SF	Lap	
20	T	25.3598	20.8793	30.9801	13.7626	90.9818
	S	86.250	84.512	70.647	113.648	84.676
21	T	25.5959	21.1410	30.8671	13.8731	91.4771
	S	85.454	83.466	70.905	112.743	84.218
22	T	25.5704	21.2906	31.2743	13.9107	92.0460
	S	85.539	82.879	69.982	112.438	83.697
23	T	25.9916	21.2580	30.9707	13.8844	92.1047
	S	84.153	83.006	70.668	112.651	83.644
24	T	25.6678	21.2314	30.9640	13.9332	91.7964
	S	85.215	83.110	70.683	112.256	83.925
25	T	25.6248	21.1868	31.5913	14.2372	92.6401
	S	85.358	83.285	69.280	109.859	83.161
26	T	32.0579				
	S	68.229				

Event: Cooper Tires Indy Pro 2000 GP at NJMP
Track: New Jersey Motorsports Park
Report: Section Data Report
Session: Race 3

Round 13/14/15
 2.14 mile(s)
 Indy Pro 2000 Championship
 October 11, 2020



Section Data for Car 2 - Robb, Sting Ray

Lap	T/SF to I1	I1 to I2	I2 to I3	I3 to SF	Lap	
1	T	29.4241	22.8684	31.0706	14.1299	97.4930
	S	74.336	77.161	70.441	110.694	79.021
2	T	26.1850	21.0938	29.3737	13.8183	90.4708
	S	83.532	83.652	74.510	113.190	85.155
3	T	25.9730	20.5596	29.2285	13.2159	88.9770
	S	84.213	85.826	74.880	118.349	86.584
4	T	25.4630	20.3233	29.0455	13.1825	88.0143
	S	85.900	86.824	75.352	118.649	87.531
5	T	25.0580	20.3882	30.0041	13.9063	89.3566
	S	87.288	86.547	72.945	112.474	86.216
6	T	32.4821	40.0255	50.7953	31.7510	155.0539
	S	67.338	44.086	43.087	49.261	49.686
7	T	47.1377	39.8922	51.9397	31.3865	170.3561
	S	46.402	44.233	42.138	49.833	45.223
8	T	45.5380	36.9309	49.1369	19.8816	151.4874
	S	48.032	47.780	44.542	78.670	50.856
9	T	26.3516	20.5841	29.1777	13.1277	89.2411
	S	83.003	85.724	75.011	119.144	86.328
10	T	24.8630	19.9964	28.4961	12.9842	86.3397
	S	87.973	88.243	76.805	120.461	89.229
11	T	24.5927	19.9227	27.8961	12.9550	85.3665
	S	88.940	88.570	78.457	120.733	90.246
12	T	24.7205	19.9159	27.7354	12.9801	85.3519
	S	88.480	88.600	78.911	120.499	90.262
13	T	24.8607	19.6506	27.4632	13.0741	85.0486
	S	87.981	89.796	79.693	119.633	90.584
14	T	24.9419	19.6940	27.5655	13.2956	85.4970
	S	87.695	89.598	79.398	117.640	90.108
15	T	24.6494	19.5971	27.8073	13.2148	85.2686
	S	88.735	90.041	78.707	118.359	90.350
16	T	24.7858	19.9536	28.7870	13.4638	86.9902
	S	88.247	88.432	76.029	116.170	88.562
17	T	25.2354	20.1896	29.7668	13.6298	88.8216
	S	86.675	87.399	73.526	114.755	86.736
18	T	25.4632	20.4943	30.2375	13.7859	89.9809
	S	85.899	86.099	72.382	113.456	85.618
19	T	25.4407	20.7014	30.1661	13.7912	90.0994
	S	85.975	85.238	72.553	113.412	85.506

Event: Cooper Tires Indy Pro 2000 GP at NJMP
Track: New Jersey Motorsports Park
Report: Section Data Report
Session: Race 3

Round 13/14/15
 2.14 mile(s)
 Indy Pro 2000 Championship
 October 11, 2020



Section Data for Car 2 - Robb, Sting Ray

Lap	T/SF to I1	I1 to I2	I2 to I3	I3 to SF	Lap	
20	T	25.7211	20.7718	30.4897	13.9026	90.8852
	S	85.038	84.949	71.783	112.503	84.766
21	T	25.8987	20.9323	31.0124	14.0522	91.8956
	S	84.455	84.298	70.573	111.306	83.834
22	T	25.7903	20.6986	30.1431	14.2469	90.8789
	S	84.810	85.250	72.608	109.785	84.772
23	T	25.0210	20.4652	30.1764	14.1485	89.8111
	S	87.417	86.222	72.528	110.548	85.780
24	T	25.2584	20.8730	30.3864	14.2803	90.7981
	S	86.596	84.537	72.027	109.528	84.848
25	T	25.4142	21.1236	30.6776	14.5458	91.7612
	S	86.065	83.534	71.343	107.529	83.957
26	T	32.0654				
	S	68.213				

Event: Cooper Tires Indy Pro 2000 GP at NJMP
Track: New Jersey Motorsports Park
Report: Section Data Report
Session: Race 3

Round 13/14/15
2.14 mile(s)
Indy Pro 2000 Championship
October 11, 2020



Section Data for Car 3 - Comeau, Antoine

Lap	T/SF to I1	I1 to I2	I2 to I3	I3 to SF	Lap	
1	T	30.0818	23.8391	31.6952	15.1694	100.7855
	S	72.711	74.019	69.053	103.108	76.440
2	T	27.1400	21.8728	30.5179	14.4340	93.9647
	S	80.592	80.673	71.716	108.362	81.988
3	T	26.3152	21.2166	29.7560	14.0930	91.3808
	S	83.118	83.168	73.553	110.984	84.307
4	T	26.1796	20.7789	29.2135	13.6795	89.8515
	S	83.549	84.920	74.919	114.338	85.741
5	T	26.0283	20.9705	30.5243	16.1304	93.6535
	S	84.034	84.144	71.701	96.965	82.261
6	T	27.6531	37.0385	49.2617	34.2597	148.2130
	S	79.097	47.641	44.429	45.654	51.979
7	T	44.9563	40.8114	51.0299	31.7408	168.5384
	S	48.653	43.237	42.889	49.277	45.711
8	T	43.8995	36.6600	46.1779	19.6206	146.3580
	S	49.825	48.133	47.396	79.717	52.638
9	T	26.8355	21.3373	29.9697	13.7194	91.8619
	S	81.507	82.698	73.028	114.006	83.865
10	T	25.9436	20.5582	28.6981	13.6115	88.8114
	S	84.309	85.832	76.264	114.910	86.746
11	T	25.1953	20.4656	28.0738	13.3234	87.0581
	S	86.813	86.220	77.960	117.394	88.493
12	T	25.0159	20.3114	27.8012	13.4119	86.5404
	S	87.435	86.875	78.725	116.620	89.022
13	T	24.6908	19.8955	27.6910	13.3346	85.6119
	S	88.587	88.691	79.038	117.296	89.987
14	T	24.7978	20.0637	27.4997	13.4452	85.8064
	S	88.204	87.947	79.588	116.331	89.784
15	T	25.5267	20.1331	27.7094	13.5376	86.9068
	S	85.686	87.644	78.985	115.537	88.647
16	T	24.8620	20.3289	28.0641	13.8347	87.0897
	S	87.977	86.800	77.987	113.056	88.461
17	T	25.3098	20.3125	29.1929	13.7543	88.5695
	S	86.420	86.870	74.972	113.717	86.983
18	T	25.2203	20.6703	30.2437	14.1379	90.2722
	S	86.727	85.366	72.367	110.631	85.342
19	T	25.4455	20.9669	30.8433	14.2933	91.5490
	S	85.959	84.159	70.960	109.428	84.152

Event: Cooper Tires Indy Pro 2000 GP at NJMP

Round 13/14/15

Track: New Jersey Motorsports Park

2.14 mile(s)



Report: Section Data Report

Indy Pro 2000 Championship

Session: Race 3

October 11, 2020

Section Data for Car 3 - Comeau, Antoine

Lap	T/SF to I1	I1 to I2	I2 to I3	I3 to SF	Lap	
20	T	26.1047	21.0433	30.8796	14.9512	92.9788
	S	83.788	83.853	70.876	104.613	82.858
21	T	26.3015	21.2849	31.9008	14.7688	94.2560
	S	83.162	82.901	68.608	105.905	81.735
22	T	26.4752	21.3671	31.5626	14.6683	94.0732
	S	82.616	82.582	69.343	106.631	81.894
23	T	26.2325	21.2229	31.6146	14.6742	93.7442
	S	83.380	83.143	69.229	106.588	82.181
24	T	26.2915	21.3380	31.7703	14.8208	94.2206
	S	83.193	82.695	68.889	105.534	81.766
25	T	25.9749	21.9415	32.2333	14.9488	95.0985
	S	84.207	80.420	67.900	104.630	81.011

Event: Cooper Tires Indy Pro 2000 GP at NJMP

Round 13/14/15

Track: New Jersey Motorsports Park

2.14 mile(s)



Report: Section Data Report

Indy Pro 2000 Championship

Session: Race 3

October 11, 2020

Section Data for Car 42 - Petrov, Artem

Lap	T/SF to I1	I1 to I2	I2 to I3	I3 to SF	Lap	
1	T	29.9434	22.6111	31.7962	13.8301	98.1808
	S	73.047	78.039	68.833	113.093	78.467
2	T	26.0067	20.8328	29.4457	13.4153	89.7005
	S	84.104	84.700	74.328	116.590	85.886
3	T	25.3193	20.5067	28.9125	13.4473	88.1858
	S	86.388	86.047	75.699	116.313	87.361
4	T	25.0882	20.4328	28.9359	13.1723	87.6292
	S	87.183	86.358	75.637	118.741	87.916
5	T	24.8215	20.6311	288.6654		
	S	88.120	85.528	7.582		

Event: Cooper Tires Indy Pro 2000 GP at NJMP
 Track: New Jersey Motorsports Park
 Report: Section Data Report
 Session: Race 3

Round 13/14/15
 2.14 mile(s)
 Indy Pro 2000 Championship
 October 11, 2020



Section Data for Car 51 - Abel, Jacob

Lap	T/SF to I1	I1 to I2	I2 to I3	I3 to SF	Lap	
1	T	30.7227	22.3433	31.8291	14.5982	99.4933
	S	71.194	78.974	68.762	107.143	77.432
2	T	26.9525	21.4415	30.2765	13.5697	92.2402
	S	81.153	82.296	72.288	115.263	83.521
3	T	26.1336	20.7756	29.0873	13.5351	89.5316
	S	83.696	84.934	75.244	115.558	86.048
4	T	25.9817	20.5800	28.5124	13.4096	88.4837
	S	84.185	85.741	76.761	116.640	87.067
5	T	25.6122	20.5706	29.0940	14.2126	89.4894
	S	85.400	85.780	75.226	110.050	86.088
6	T	29.8627	42.2076	50.0404	33.8953	156.0060
	S	73.244	41.806	43.737	46.145	49.383
7	T	45.5993	38.4391	52.9045	31.6825	168.6254
	S	47.967	45.905	41.370	49.368	45.687
8	T	45.0855	36.3071	46.9385	19.9950	148.3261
	S	48.514	48.601	46.628	78.224	51.940
9	T	27.0553	21.1826	28.9853	13.5620	90.7852
	S	80.845	83.302	75.508	115.329	84.860
10	T	25.8713	20.2973	28.2765	13.3256	87.7707
	S	84.544	86.935	77.401	117.375	87.774
11	T	25.3573	20.0012	27.5918	13.0294	85.9797
	S	86.258	88.222	79.322	120.043	89.603
12	T	25.2433	19.8607	27.1875	13.0167	85.3082
	S	86.648	88.846	80.502	120.160	90.308
13	T	25.1416	19.9358	27.0256	13.1298	85.2328
	S	86.998	88.511	80.984	119.125	90.388
14	T	25.1313	19.6298	27.3262	13.0718	85.1591
	S	87.034	89.891	80.093	119.654	90.466
15	T	25.0017	19.7714	27.4111	13.1885	85.3727
	S	87.485	89.247	79.845	118.595	90.240
16	T	25.1217	19.8155	28.1937	13.1364	86.2673
	S	87.067	89.049	77.629	119.065	89.304
17	T	25.6946	20.4942	29.5173	13.3136	89.0197
	S	85.126	86.100	74.148	117.481	86.543
18	T	25.3992	21.0751	30.4222	13.9640	90.8605
	S	86.116	83.727	71.942	112.009	84.789
19	T	25.9962	20.8970	30.9651	14.3636	92.2219
	S	84.138	84.440	70.681	108.893	83.538

Event: Cooper Tires Indy Pro 2000 GP at NJMP

Round 13/14/15

Track: New Jersey Motorsports Park

2.14 mile(s)



Report: Section Data Report

Indy Pro 2000 Championship

Session: Race 3

October 11, 2020

Section Data for Car 51 - Abel, Jacob

Lap	T/SF to I1	I1 to I2	I2 to I3	I3 to SF	Lap	
20	T	26.0527	21.0496	31.5230	14.5340	93.1593
	S	83.956	83.828	69.430	107.616	82.697
21	T	26.5733	21.2854	31.6049	14.6195	94.0831
	S	82.311	82.899	69.250	106.987	81.885
22	T	26.6035	21.6510	31.4782	14.8933	94.6260
	S	82.217	81.499	69.529	105.020	81.415
23	T	26.7599	21.3247	32.1421	14.8245	95.0512
	S	81.737	82.747	68.093	105.507	81.051
24	T	27.0117	21.6517	32.2870	14.7879	95.7383
	S	80.975	81.497	67.787	105.768	80.469
25	T	26.9440	22.0560	32.7185	15.1492	96.8677
	S	81.178	80.003	66.893	103.246	79.531

Event: Cooper Tires Indy Pro 2000 GP at NJMP
Track: New Jersey Motorsports Park
Report: Section Data Report
Session: Race 3

Round 13/14/15
2.14 mile(s)
Indy Pro 2000 Championship
October 11, 2020



Section Data for Car 68 - Frost, Danial

Lap	T/SF to I1	I1 to I2	I2 to I3	I3 to SF	Lap	
1	T	30.2508	22.2931	31.6808	14.2606	98.4853
	S	72.305	79.152	69.084	109.679	78.225
2	T	26.6701	21.1238	29.7889	13.6294	91.2122
	S	82.012	83.534	73.472	114.759	84.462
3	T	26.0284	20.6771	29.0083	13.3007	89.0145
	S	84.034	85.338	75.449	117.595	86.548
4	T	25.0947	20.5535	28.8307	13.1423	87.6212
	S	87.161	85.851	75.913	119.012	87.924
5	T	24.9456	20.2217	28.9622	13.8846	88.0141
	S	87.682	87.260	75.569	112.649	87.531
6	T	32.6571	40.1751	51.0886	31.9646	155.8854
	S	66.977	43.921	42.840	48.932	49.421
7	T	46.4547	40.1776	51.6923	32.2470	170.5716
	S	47.084	43.919	42.340	48.503	45.166
8	T	45.2179	36.8886	48.4614	20.0169	150.5848
	S	48.372	47.834	45.162	78.139	51.161
9	T	26.8619	20.8021	28.9798	13.0530	89.6968
	S	81.427	84.825	75.523	119.826	85.889
10	T	25.2418	20.3388	28.0590	12.9875	86.6271
	S	86.653	86.758	78.001	120.430	88.933
11	T	24.7814	20.0959	27.8275	12.9558	85.6606
	S	88.263	87.806	78.650	120.725	89.936
12	T	24.8009	19.9791	27.5841	12.9698	85.3339
	S	88.193	88.320	79.344	120.595	90.281
13	T	24.8301	19.6538	27.7121	12.9920	85.1880
	S	88.090	89.781	78.978	120.389	90.435
14	T	24.8082	19.9117	27.3293	12.9227	84.9719
	S	88.167	88.619	80.084	121.034	90.665
15	T	24.8242	20.1558	27.4693	12.9453	85.3946
	S	88.111	87.545	79.676	120.823	90.216
16	T	24.9793	20.0702	28.0933	13.0086	86.1514
	S	87.563	87.919	77.906	120.235	89.424
17	T	25.6598	20.3817	29.3626	13.5104	88.9145
	S	85.241	86.575	74.538	115.769	86.645
18	T	26.0334	20.5409	30.2065	13.9474	90.7282
	S	84.018	85.904	72.456	112.142	84.913
19	T	25.9671	21.0351	30.6293	14.4050	92.0365
	S	84.232	83.886	71.456	108.580	83.706

Event: Cooper Tires Indy Pro 2000 GP at NJMP

Round 13/14/15

Track: New Jersey Motorsports Park

2.14 mile(s)



Report: Section Data Report

Indy Pro 2000 Championship

Session: Race 3

October 11, 2020

Section Data for Car 68 - Frost, Danial

Lap	T/SF to I1	I1 to I2	I2 to I3	I3 to SF	Lap	
20	T	26.2622	21.0911	31.0213	14.2689	92.6435
	S	83.286	83.663	70.553	109.615	83.157
21	T	26.0418	20.9335	31.0604	14.3858	92.4215
	S	83.991	84.293	70.464	108.725	83.357
22	T	25.9176	21.1952	31.4552	14.4817	93.0497
	S	84.393	83.252	69.579	108.005	82.794
23	T	26.5151	21.1726	31.3326	14.5465	93.5668
	S	82.492	83.341	69.852	107.524	82.337
24	T	26.4110	21.2132	31.4747	15.0962	94.1951
	S	82.817	83.181	69.536	103.608	81.788
25	T	26.9830	21.9322	32.5783	14.9384	96.4319
	S	81.061	80.455	67.181	104.703	79.891

Event: Cooper Tires Indy Pro 2000 GP at NJMP
Track: New Jersey Motorsports Park
Report: Section Data Report
Session: Race 3

Round 13/14/15
2.14 mile(s)
Indy Pro 2000 Championship
October 11, 2020



Section Data for Car 7 - Enders, Kory

Lap	T/SF to I1	I1 to I2	I2 to I3	I3 to SF	Lap	
1	T	30.6187	22.7087	31.9062	14.4839	99.7175
	S	71.436	77.703	68.596	107.988	77.258
2	T	27.1240	21.7751	30.2277	13.9379	93.0647
	S	80.640	81.035	72.405	112.219	82.781
3	T	25.8066	20.9855	29.6646	13.7999	90.2566
	S	84.756	84.084	73.779	113.341	85.357
4	T	25.1216	20.6441	28.9889	13.8023	88.5569
	S	87.067	85.475	75.499	113.321	86.995
5	T	24.8853	20.4975	29.4161	14.5952	89.3941
	S	87.894	86.086	74.403	107.165	86.180
6	T	28.2921	42.4434	50.0731	33.7906	154.5992
	S	77.310	41.574	43.709	46.288	49.832
7	T	45.6251	38.9419	52.5050	31.3028	168.3748
	S	47.940	45.312	41.684	49.966	45.755
8	T	45.2728	36.7329	46.4103	19.5519	147.9679
	S	48.313	48.037	47.158	79.997	52.065
9	T	26.4003	21.0009	29.1453	13.3891	89.9356
	S	82.850	84.022	75.094	116.818	85.661
10	T	24.8226	20.7390	28.6668	13.3518	87.5802
	S	88.116	85.083	76.347	117.145	87.965
11	T	24.3735	20.1350	27.8335	13.3272	85.6692
	S	89.740	87.636	78.633	117.361	89.927
12	T	24.2823	19.8563	27.9950	13.2497	85.3833
	S	90.077	88.866	78.180	118.047	90.228
13	T	24.3686	19.7545	27.5696	13.1090	84.8017
	S	89.758	89.324	79.386	119.314	90.847
14	T	24.3212	19.9476	27.4432	13.2090	84.9210
	S	89.933	88.459	79.751	118.411	90.720
15	T	24.4996	20.0779	27.8246	13.1746	85.5767
	S	89.278	87.885	78.658	118.720	90.025
16	T	24.4143	20.0131	28.4336	13.2673	86.1283
	S	89.590	88.170	76.974	117.891	89.448
17	T	24.8103	20.3968	29.9219	13.5747	88.7037
	S	88.160	86.511	73.145	115.221	86.851
18	T	25.0265	20.7322	30.4563	13.8162	90.0312
	S	87.398	85.111	71.862	113.207	85.570
19	T	25.5991	21.0704	30.7079	14.1837	91.5611
	S	85.443	83.745	71.273	110.274	84.141

Event: Cooper Tires Indy Pro 2000 GP at NJMP

Round 13/14/15

Track: New Jersey Motorsports Park

2.14 mile(s)

Report: Section Data Report

Indy Pro 2000 Championship

Session: Race 3

October 11, 2020



Section Data for Car 7 - Enders, Kory

Lap	T/SF to I1	I1 to I2	I2 to I3	I3 to SF	Lap	
20	T	26.0496	21.2108	31.0030	14.2685	92.5319
	S	83.966	83.191	70.594	109.618	83.258
21	T	25.8847	21.3318	30.8695	14.3322	92.4182
	S	84.501	82.719	70.900	109.131	83.360
22	T	25.8595	21.3441	31.4770	14.3594	93.0400
	S	84.583	82.671	69.531	108.925	82.803
23	T	26.3436	21.5497	31.2334	14.4353	93.5620
	S	83.029	81.883	70.074	108.352	82.341
24	T	26.2761	21.6807	31.2145	14.7776	93.9489
	S	83.242	81.388	70.116	105.842	82.002
25	T	25.3308	21.2528	31.1104	14.5556	92.2496
	S	86.348	83.026	70.351	107.456	83.513

Event: Cooper Tires Indy Pro 2000 GP at NJMP
Track: New Jersey Motorsports Park
Report: Section Data Report
Session: Race 3

Round 13/14/15
2.14 mile(s)
Indy Pro 2000 Championship
October 11, 2020



Section Data for Car 8 - Sulaiman, Manuel (R)

Lap	T/SF to I1	I1 to I2	I2 to I3	I3 to SF	Lap	
1	T	29.0107	22.1007	30.8281	13.8328	95.7723
	S	75.395	79.841	70.995	113.071	80.441
2	T	26.7352	20.9216	29.8304	13.3121	90.7993
	S	81.812	84.341	73.369	117.494	84.846
3	T	25.9089	20.8029	29.2494	13.0939	89.0551
	S	84.422	84.822	74.827	119.452	86.508
4	T	25.5051	20.5530	28.5854	13.0028	87.6463
	S	85.758	85.853	76.565	120.289	87.899
5	T	25.2221	22.3628	29.2151	13.3131	90.1131
	S	86.720	78.905	74.915	117.485	85.493
6	T	32.8729	39.6339	51.0849	31.6405	155.2322
	S	66.537	44.521	42.843	49.433	49.629
7	T	47.2523	38.7510	52.7017	31.8324	170.5374
	S	46.289	45.535	41.529	49.135	45.175
8	T	45.4375	36.5504	49.8857	19.8492	151.7228
	S	48.138	48.277	43.873	78.799	50.777
9	T	25.5098	20.5530	29.1425	13.1156	88.3209
	S	85.742	85.853	75.101	119.254	87.227
10	T	24.7669	20.0062	28.1850	12.9930	85.9511
	S	88.314	88.200	77.653	120.380	89.632
11	T	24.7327	20.0637	27.8845	13.0443	85.7252
	S	88.436	87.947	78.489	119.906	89.869
12	T	24.3514	19.8326	27.3786	13.0988	84.6614
	S	89.821	88.972	79.940	119.407	90.998
13	T	24.5735	19.5416	26.9583	13.1650	84.2384
	S	89.009	90.297	81.186	118.807	91.455
14	T	24.2390	19.5937	27.0883	13.1406	84.0616
	S	90.238	90.057	80.796	119.027	91.647
15	T	24.4817	19.6278	27.0503	13.2781	84.4379
	S	89.343	89.900	80.910	117.795	91.239
16	T	24.3364	19.6593	27.6401	13.4824	85.1182
	S	89.877	89.756	79.183	116.010	90.509
17	T	24.5130	19.8945	28.5285	13.4783	86.4143
	S	89.229	88.695	76.718	116.045	89.152
18	T	24.6149	20.2269	29.0471	13.6802	87.5691
	S	88.860	87.238	75.348	114.332	87.976
19	T	25.0271	20.4270	30.0293	13.7315	89.2149
	S	87.396	86.383	72.883	113.905	86.353

Event: Cooper Tires Indy Pro 2000 GP at NJMP
Track: New Jersey Motorsports Park
Report: Section Data Report
Session: Race 3

Round 13/14/15
 2.14 mile(s)
 Indy Pro 2000 Championship
 October 11, 2020



Section Data for Car 8 - Sulaiman, Manuel (R)

Lap	T/SF to I1	I1 to I2	I2 to I3	I3 to SF	Lap	
20	T	25.0529	20.4072	30.1373	13.7948	89.3922
	S	87.306	86.467	72.622	113.383	86.182
21	T	25.1917	20.5894	30.3539	13.7632	89.8982
	S	86.825	85.702	72.104	113.643	85.697
22	T	25.1040	20.6201	30.8826	14.0412	90.6479
	S	87.128	85.574	70.870	111.393	84.988
23	T	25.5739	20.9430	31.0080	13.9630	91.4879
	S	85.528	84.255	70.583	112.017	84.208
24	T	25.3424	20.9923	31.1352	14.1326	91.6025
	S	86.309	84.057	70.295	110.673	84.103
25	T	25.7969	21.0998	31.5482	14.7826	93.2275
	S	84.788	83.629	69.374	105.806	82.637
26	T	28.0517	24.1151			
	S	77.973	73.172			

Event: Cooper Tires Indy Pro 2000 GP at NJMP
Track: New Jersey Motorsports Park
Report: Section Data Report
Session: Race 3

Round 13/14/15
2.14 mile(s)
Indy Pro 2000 Championship
October 11, 2020



Section Data for Car 9 - Thompson, Parker

Lap	T/SF to I1	I1 to I2	I2 to I3	I3 to SF	Lap	
1	T	29.5034	22.2893	34.1519	14.3540	100.2986
	S	74.136	79.166	64.085	108.966	76.811
2	T	26.6659	21.3407	29.6608	13.3021	90.9695
	S	82.025	82.685	73.789	117.582	84.688
3	T	25.4593	20.8663	28.9488	13.3871	88.6615
	S	85.913	84.564	75.604	116.836	86.892
4	T	25.0762	20.8683	29.0930	13.2917	88.3292
	S	87.225	84.556	75.229	117.674	87.219
5	T	24.7620	20.4248	29.0973	14.0547	88.3388
	S	88.332	86.392	75.218	111.286	87.210
6	T	31.6187	42.3330	50.2423	33.8170	158.0110
	S	69.177	41.683	43.562	46.252	48.756
7	T	45.1849	38.6878	51.4992	33.1522	168.5241
	S	48.407	45.610	42.498	47.179	45.715
8	T	44.7725	36.4946	47.4897	19.9414	148.6982
	S	48.853	48.351	46.087	78.434	51.810
9	T	26.7012	20.8435	29.1849	13.4579	90.1875
	S	81.917	84.657	74.992	116.221	85.422
10	T	24.8690	20.4883	28.4900	13.2518	87.0991
	S	87.952	86.125	76.821	118.029	88.451
11	T	24.4918	20.1162	27.7669	13.1906	85.5655
	S	89.306	87.718	78.822	118.576	90.036
12	T	24.4476	20.2846	27.9477	13.0066	85.6865
	S	89.468	86.989	78.312	120.254	89.909
13	T	24.4640	19.7739	27.4192	13.1478	84.8049
	S	89.408	89.236	79.821	118.962	90.844
14	T	24.4589	19.8208	27.4687	13.0911	84.8395
	S	89.426	89.025	79.677	119.477	90.807
15	T	24.8452	19.7527	27.6326	13.1015	85.3320
	S	88.036	89.332	79.205	119.383	90.283
16	T	24.6548	19.9365	28.3792	13.1101	86.0806
	S	88.716	88.508	77.121	119.304	89.498
17	T	25.2714	20.2648	29.6735	13.4538	88.6635
	S	86.551	87.074	73.757	116.256	86.890
18	T	25.6492	20.7620	30.1155	14.0301	90.5568
	S	85.276	84.989	72.675	111.481	85.074
19	T	25.7103	20.5315	29.9070	13.8213	89.9701
	S	85.074	85.943	73.181	113.165	85.628

Event: Cooper Tires Indy Pro 2000 GP at NJMP
Track: New Jersey Motorsports Park
Report: Section Data Report
Session: Race 3

Round 13/14/15
2.14 mile(s)
Indy Pro 2000 Championship
October 11, 2020



Section Data for Car 9 - Thompson, Parker

Lap	T/SF to I1	I1 to I2	I2 to I3	I3 to SF	Lap	
20	T	25.4705	20.7278	30.4193	14.0627	90.6803
	S	85.875	85.129	71.949	111.223	84.958
21	T	25.6867	21.0614	30.6274	14.0628	91.4383
	S	85.152	83.781	71.460	111.222	84.254
22	T	25.7332	20.5935	30.4743	14.0164	90.8174
	S	84.998	85.685	71.819	111.590	84.830
23	T	25.5036	20.6888	30.6355	13.9385	90.7664
	S	85.763	85.290	71.441	112.214	84.877
24	T	25.2822	20.7971	30.5804	14.1723	90.8320
	S	86.514	84.846	71.570	110.363	84.816
25	T	25.6976	20.8146	31.4312	14.5927	92.5361
	S	85.116	84.774	69.633	107.183	83.254
26	T	31.5420				
	S	69.345				

Event: Cooper Tires Indy Pro 2000 GP at NJMP

Round 13/14/15

Track: New Jersey Motorsports Park

2.14 mile(s)



Report: Section Data Report

Indy Pro 2000 Championship






Session: Race 3

October 11, 2020

Section Data for Car

Report Support Information

Section Legend	
Name	Length
SF to I1	0.607576 miles
I1 to I2	0.490152 miles
I2 to I3	0.607955 miles
I3 to SF	0.434470 miles
Lap	2.140000 miles
SFP to I1	0.607576 miles
I3 to SFP	0.434470 miles

Color Legend	
	Fastest Lap
	Section Under Caution
	Section Under Green
	Section Time Data
	Section Speed Data

