

Event: Cooper Tires Indy Pro 2000 Indy GP

Rounds 8/9/10

Track: Indianapolis Motor Speedway RC

2.439 mile(s)



Report: Section Data Report

Indy Pro 2000 Championship

Session: Race 2

September 4, 2020

Section Data for Car 17 - DeFrancesco, Devlin (R)

Lap	T/SF to I2	I2 to I4	I4 to I6	I6 to I8	I8 to SF	Lap	
1	T	17.9714	21.3371	19.2060	12.6879	12.7066	83.9090
	S	101.563	115.068	93.721	98.662	113.971	104.642
2	T	15.7549	20.8120	19.0205	12.7648	12.6108	80.9630
	S	115.851	117.972	94.635	98.068	114.837	108.450
3	T	15.6715	20.8832	19.0711	12.6156	12.6149	80.8563
	S	116.468	117.569	94.384	99.228	114.799	108.593
4	T	15.5648	20.8807	19.1137	12.7419	12.6337	80.9348
	S	117.266	117.584	94.173	98.244	114.628	108.487
5	T	15.6583	21.0175	19.1526	12.7490	12.6518	81.2292
	S	116.566	116.818	93.982	98.190	114.464	108.094
6	T	15.7511	20.9140	19.0627	12.7787	12.5969	81.1034
	S	115.879	117.396	94.425	97.961	114.963	108.262
7	T	15.6427	20.9629	19.1352	12.7957	12.6125	81.1490
	S	116.682	117.123	94.067	97.831	114.821	108.201
8	T	15.7330	21.0117	19.1068	12.7505	12.5769	81.1789
	S	116.013	116.850	94.207	98.178	115.146	108.161
9	T	15.6091	21.0366	19.0277	12.7790	12.6674	81.1198
	S	116.934	116.712	94.599	97.959	114.324	108.240
10	T	15.6730	21.0055	19.2605	12.8437	12.6371	81.4198
	S	116.457	116.885	93.456	97.466	114.598	107.841
11	T	15.7143	21.0994	19.1821	12.7336	12.5961	81.3255
	S	116.151	116.365	93.837	98.308	114.971	107.966
12	T	15.6508	21.0738	19.1621	12.7639	12.6143	81.2649
	S	116.622	116.506	93.935	98.075	114.805	108.047
13	T	15.8085	21.1309	19.2383	12.7753	12.6160	81.5690
	S	115.459	116.191	93.563	97.987	114.789	107.644
14	T	15.6083	21.1386	19.1805	12.7478	12.6078	81.2830
	S	116.940	116.149	93.845	98.199	114.864	108.023
15	T	15.6985	21.1067	19.2896	12.8193	12.6201	81.5342
	S	116.268	116.325	93.315	97.651	114.752	107.690
16	T	15.7302	21.1863	19.3044	12.7775	12.6772	81.6756
	S	116.033	115.887	93.243	97.971	114.235	107.503
17	T	15.8906	21.0987	19.0775	12.6923	12.6058	81.3649
	S	114.862	116.369	94.352	98.628	114.882	107.914
18	T	15.7304	21.1454	19.2587	12.7426	12.5707	81.4478
	S	116.032	116.112	93.464	98.239	115.203	107.804
19	T	15.6737	21.0853	19.1407	12.6944	12.6289	81.2230
	S	116.452	116.443	94.040	98.612	114.672	108.102

Event: Cooper Tires Indy Pro 2000 Indy GP

Rounds 8/9/10

Track: Indianapolis Motor Speedway RC

2.439 mile(s)



Report: Section Data Report

Indy Pro 2000 Championship

Session: Race 2

September 4, 2020

Section Data for Car 17 - DeFrancesco, Devlin (R)

Lap	T/SF to I2	I2 to I4	I4 to I6	I6 to I8	I8 to SF	Lap	
20	T	15.7038	21.1243	19.0826	12.7280	12.7042	81.3429
	S	116.228	116.228	94.327	98.352	113.992	107.943
21	T	18.8513	24.1787	23.9311			
	S	96.822	101.545	75.216			

Event: Cooper Tires Indy Pro 2000 Indy GP

Rounds 8/9/10

Track: Indianapolis Motor Speedway RC

2.439 mile(s)



Report: Section Data Report

Indy Pro 2000 Championship

Session: Race 2

September 4, 2020

Section Data for Car 18 - McElrea, Hunter (R)

Lap	T/SF to I2	I2 to I4	I4 to I6	I6 to I8	I8 to SF	Lap	
1	T	18.4382	21.9063	20.7329	13.1626	12.7439	86.9839
	S	98.992	112.079	86.819	95.104	113.637	100.943
2	T	16.4741	21.0926	18.8528	12.8356	12.6290	81.8841
	S	110.794	116.402	95.477	97.527	114.671	107.230
3	T	15.5493	21.1181	19.0312	12.7577	12.6242	81.0805
	S	117.383	116.262	94.582	98.123	114.715	108.292
4	T	15.5738	21.0610	19.1036	12.7276	12.6028	81.0688
	S	117.199	116.577	94.223	98.355	114.910	108.308
5	T	15.5019	21.0461	18.9164	12.7232	12.6568	80.8444
	S	117.742	116.659	95.156	98.389	114.419	108.609
6	T	15.5828	21.0867	19.0165	12.8391	12.6436	81.1687
	S	117.131	116.435	94.655	97.500	114.539	108.175
7	T	15.5870	21.0680	19.0392	12.7962	12.6895	81.1799
	S	117.099	116.538	94.542	97.827	114.124	108.160
8	T	15.6216	21.0337	19.1290	12.8399	12.6476	81.2718
	S	116.840	116.728	94.098	97.494	114.502	108.037
9	T	15.7293	21.1583	19.2060	12.8545	12.6643	81.6124
	S	116.040	116.041	93.721	97.384	114.352	107.587
10	T	15.9212	21.1030	19.2647	12.9134	12.6465	81.8488
	S	114.641	116.345	93.435	96.939	114.512	107.276
11	T	15.6310	21.1008	19.1235	12.8166	12.5939	81.2658
	S	116.770	116.357	94.125	97.672	114.991	108.045
12	T	15.6724	21.3259	19.1081	12.7695	12.6691	81.5450
	S	116.461	115.129	94.201	98.032	114.308	107.676
13	T	15.5987	21.1219	19.2062	12.7608	12.6413	81.3289
	S	117.011	116.241	93.720	98.099	114.560	107.962
14	T	15.6423	21.3344	19.1524	12.7675	12.6212	81.5178
	S	116.685	115.083	93.983	98.047	114.742	107.711
15	T	15.7331	21.1522	19.3163	12.8014	12.6496	81.6526
	S	116.012	116.074	93.186	97.788	114.484	107.534
16	T	15.6214	21.2146	19.1409	12.7945	12.6175	81.3889
	S	116.841	115.733	94.039	97.840	114.776	107.882
17	T	15.6740	21.1694	19.1939	12.7497	12.7165	81.5035
	S	116.449	115.980	93.780	98.184	113.882	107.730
18	T	15.6586	21.2162	19.2680	12.8677	12.6668	81.6773
	S	116.564	115.724	93.419	97.284	114.329	107.501
19	T	15.6618	21.3734	19.1741	12.7156	12.6317	81.5566
	S	116.540	114.873	93.877	98.447	114.647	107.660

Event: Cooper Tires Indy Pro 2000 Indy GP

Rounds 8/9/10

Track: Indianapolis Motor Speedway RC

2.439 mile(s)



Report: Section Data Report

Indy Pro 2000 Championship

Session: Race 2

September 4, 2020

Section Data for Car 18 - McElrea, Hunter (R)

Lap	T/SF to I2	I2 to I4	I4 to I6	I6 to I8	I8 to SF	Lap	
20	T	15.7984	21.5000	19.1796	12.8636	12.6392	81.9808
	S	115.532	114.197	93.850	97.315	114.579	107.103
21	T	18.5202	26.5558				
	S	98.553	92.455				

Event: Cooper Tires Indy Pro 2000 Indy GP

Rounds 8/9/10

Track: Indianapolis Motor Speedway RC

2.439 mile(s)



Report: Section Data Report

Indy Pro 2000 Championship

Session: Race 2

September 4, 2020

Section Data for Car 19 - Kaminsky, Colin (R)

Lap	T/SF to I2	I2 to I4	I4 to I6	I6 to I8	I8 to SF	Lap	
1	T	18.4098	22.2535	20.5263	27.1121	31.5845	127.7774
	S	99.144	110.330	87.692	46.172	45.851	68.716
2	T		21.4474	19.5721	12.8829	12.7170	87.3802
	S		114.477	91.968	97.169	113.878	100.485
3	T	15.8720	21.1557	19.1950	12.8196	12.7666	81.8089
	S	114.997	116.055	93.774	97.649	113.435	107.328
4	T	15.9651	21.1613	19.2010	12.6867	12.8321	81.8462
	S	114.326	116.024	93.745	98.672	112.856	107.279
5	T	15.8912	21.2360	19.1462	12.9186	12.7067	81.8987
	S	114.858	115.616	94.013	96.900	113.970	107.210
6	T	15.9795	21.5516	19.2661	12.8212	12.6998	82.3182
	S	114.223	113.923	93.428	97.637	114.032	106.664
7	T	15.9139	21.4601	19.4014	13.0736	12.7895	82.6385
	S	114.694	114.409	92.777	95.752	113.232	106.251
8	T	15.9579	21.3523	19.3411	12.8586	12.8353	82.3452
	S	114.378	114.987	93.066	97.353	112.828	106.629
9	T	15.9332	21.4666	19.5760	12.8605	12.7866	82.6229
	S	114.555	114.374	91.949	97.338	113.258	106.271
10	T	15.9375	21.4137	19.3634	12.8963	12.7101	82.3210
	S	114.524	114.657	92.959	97.068	113.939	106.661
11	T	15.9359	21.7415	19.4452	12.8462	12.7928	82.7616
	S	114.536	112.928	92.568	97.447	113.203	106.093
12	T	17.1201	21.5612	19.5333	13.0435	12.7178	83.9759
	S	106.613	113.872	92.150	95.973	113.870	104.559
13	T	15.9904	21.7054	19.4244	12.7540	12.7213	82.5955
	S	114.145	113.116	92.667	98.151	113.839	106.306
14	T	15.9597	21.6110	19.5428	12.9003	12.7076	82.7214
	S	114.365	113.610	92.106	97.038	113.962	106.144
15	T	16.0052	21.7367	19.4637	12.9593	12.7636	82.9285
	S	114.040	112.953	92.480	96.596	113.462	105.879
16	T	15.9481	21.4998	19.5137	12.8121	24.1440	93.9177
	S	114.448	114.198	92.243	97.706	59.981	93.490
17	T	16.3380	24.6509	21.5051	14.8928	12.8066	90.1934
	S	111.717	99.600	83.701	84.055	113.081	97.351
18	T	16.1504	21.8950	19.6140	12.7996	12.8484	83.3074
	S	113.014	112.136	91.771	97.801	112.713	105.398
19	T	16.4988	21.7346	19.7568	13.0232	12.7215	83.7349
	S	110.628	112.964	91.108	96.122	113.837	104.860

Event: Cooper Tires Indy Pro 2000 Indy GP

Rounds 8/9/10

Track: Indianapolis Motor Speedway RC

2.439 mile(s)



Report: Section Data Report

Indy Pro 2000 Championship

Session: Race 2

September 4, 2020

Section Data for Car 19 - Kaminsky, Colin (R)

Lap	T/SF to I2	I2 to I4	I4 to I6	I6 to I8	I8 to SF	Lap
20	T	19.7807	24.8166			
	S	92.273	98.935			

Event: Cooper Tires Indy Pro 2000 Indy GP

Rounds 8/9/10

Track: Indianapolis Motor Speedway RC

2.439 mile(s)

Report: Section Data Report

Indy Pro 2000 Championship

Session: Race 2

September 4, 2020



Section Data for Car 2 - Robb, Sting Ray

Lap	T/SF to I2	I2 to I4	I4 to I6	I6 to I8	I8 to SF	Lap	
1	T	18.0276	21.0499	18.9336	12.7118	12.5911	83.3140
	S	101.246	116.638	95.069	98.477	115.016	105.389
2	T	15.7868	20.8553	18.8868	12.6907	12.6765	80.8961
	S	115.617	117.727	95.305	98.641	114.241	108.539
3	T	15.6935	20.8920	18.9087	12.6636	12.6521	80.8099
	S	116.305	117.520	95.194	98.852	114.462	108.655
4	T	15.6759	20.9069	18.9778	12.8268	12.6152	81.0026
	S	116.435	117.436	94.848	97.594	114.797	108.397
5	T	15.7719	20.8298	18.9671	12.7042	12.6863	80.9593
	S	115.727	117.871	94.901	98.536	114.153	108.454
6	T	15.7784	20.8494	18.9506	12.7585	12.7202	81.0571
	S	115.679	117.760	94.984	98.116	113.849	108.324
7	T	15.7107	20.9054	18.8914	12.7725	12.6686	80.9486
	S	116.177	117.445	95.281	98.009	114.313	108.469
8	T	15.7357	20.8954	19.0006	12.7150	12.6650	81.0117
	S	115.993	117.501	94.734	98.452	114.345	108.384
9	T	15.7111	20.9438	18.9996	12.8233	12.6807	81.1585
	S	116.174	117.229	94.739	97.621	114.204	108.188
10	T	15.7391	21.0032	19.0884	12.7996	12.7117	81.3420
	S	115.968	116.898	94.298	97.801	113.925	107.944
11	T	15.6657	21.0032	19.1177	12.7754	12.6803	81.2423
	S	116.511	116.898	94.154	97.987	114.207	108.077
12	T	15.8149	21.1039	19.0927	12.8511	12.7332	81.5958
	S	115.412	116.340	94.277	97.409	113.733	107.608
13	T	15.7572	21.0288	19.0989	12.7644	12.6924	81.3417
	S	115.834	116.755	94.246	98.071	114.098	107.945
14	T	15.7024	20.9956	19.0800	12.7834	12.6505	81.2119
	S	116.239	116.940	94.340	97.925	114.476	108.117
15	T	15.7907	20.9487	19.0826	12.7765	12.6737	81.2722
	S	115.589	117.202	94.327	97.978	114.267	108.037
16	T	15.7505	21.0457	19.1625	12.7589	12.7240	81.4416
	S	115.884	116.662	93.933	98.113	113.815	107.812
17	T	15.7828	21.0773	19.1512	12.8848	12.6473	81.5434
	S	115.647	116.487	93.989	97.155	114.505	107.678
18	T	15.8142	20.9919	19.2274	12.8298	12.6384	81.5017
	S	115.417	116.961	93.616	97.571	114.586	107.733
19	T	15.7265	21.1327	19.1376	12.7232	12.6539	81.3739
	S	116.061	116.181	94.056	98.389	114.445	107.902

Event: Cooper Tires Indy Pro 2000 Indy GP

Rounds 8/9/10

Track: Indianapolis Motor Speedway RC

2.439 mile(s)



Report: Section Data Report

Indy Pro 2000 Championship

Session: Race 2

September 4, 2020

Section Data for Car 2 - Robb, Sting Ray

Lap	T/SF to I2	I2 to I4	I4 to I6	I6 to I8	I8 to SF	Lap	
20	T	15.7703	21.0691	19.1603	12.7608	12.5980	81.3585
	S	115.738	116.532	93.944	98.099	114.953	107.922
21	T	18.7969	24.3304	25.1920			
	S	97.103	100.912	71.451			

Event: Cooper Tires Indy Pro 2000 Indy GP

Rounds 8/9/10

Track: Indianapolis Motor Speedway RC

2.439 mile(s)



Report: Section Data Report

Indy Pro 2000 Championship

Session: Race 2

September 4, 2020

Section Data for Car 3 - Comeau, Antoine

Lap	T/SF to I2	I2 to I4	I4 to I6	I6 to I8	I8 to SF	Lap	
1	T	18.7274	22.0995	20.2533	13.4954	13.1794	87.7550
	S	97.463	111.099	88.874	92.759	109.882	100.056
2	T	16.4099	21.6766	19.6026	12.8155	12.8376	83.3422
	S	111.227	113.266	91.825	97.680	112.808	105.354
3	T	15.7336	21.1104	19.6245	13.4028	13.1789	83.0502
	S	116.008	116.304	91.722	93.400	109.886	105.724
4	T	16.4087	21.1842	19.2073	12.8999	12.8189	82.5190
	S	111.235	115.899	93.714	97.041	112.972	106.405
5	T	15.8043	21.1160	19.7192	13.0089	12.8360	82.4844
	S	115.489	116.273	91.282	96.228	112.822	106.449
6	T	16.3967	21.1022	19.6624	13.5531	12.7810	83.4954
	S	111.317	116.349	91.545	92.364	113.307	105.160
7	T	15.9887	21.2538	19.5950	12.8181	12.8833	82.5389
	S	114.157	115.519	91.860	97.660	112.408	106.379
8	T	15.8766	21.7388	19.4614	13.0445	12.7682	82.8895
	S	114.963	112.942	92.491	95.965	113.421	105.929
9	T	15.9417	21.5992	19.5220	12.8693	12.8655	82.7977
	S	114.494	113.672	92.204	97.272	112.563	106.046
10	T	15.9109	21.4088	19.6419	12.8696	12.9014	82.7326
	S	114.716	114.683	91.641	97.269	112.250	106.130
11	T	15.8278	21.4536	19.6666	12.8653	12.7767	82.5900
	S	115.318	114.444	91.526	97.302	113.346	106.313
12	T	15.7501	21.4450	19.6868	12.9443	12.7998	82.6260
	S	115.887	114.489	91.432	96.708	113.141	106.267
13	T	15.7837	21.5020	19.6137			194.9735
	S	115.640	114.186	91.773			45.034
14	T		22.1188	19.8585	12.7927	12.7954	91.1007
	S		111.002	90.641	97.854	113.180	96.381
15	T	16.0769	21.0905	19.2015	12.7448	12.7824	81.8961
	S	113.531	116.414	93.743	98.222	113.295	107.214
16	T	15.8378	21.2587	19.2319	12.8523	12.7003	81.8810
	S	115.245	115.493	93.594	97.400	114.027	107.234
17	T	15.8876	21.1054	19.0659	12.7373	12.8750	81.6712
	S	114.884	116.332	94.409	98.280	112.480	107.509
18	T	15.8789	21.4696	19.2315	12.7368	12.9188	82.2356
	S	114.947	114.358	93.596	98.284	112.099	106.771
19	T	15.9631	21.1626	19.2669	12.7155	12.8075	81.9156
	S	114.340	116.017	93.424	98.448	113.073	107.188

Event: Cooper Tires Indy Pro 2000 Indy GP

Rounds 8/9/10

Track: Indianapolis Motor Speedway RC

2.439 mile(s)



Report: Section Data Report

Indy Pro 2000 Championship

Session: Race 2

September 4, 2020

Section Data for Car 36 - Loomis, Jacob (R)

Lap	T/SF to I2	I2 to I4	I4 to I6	I6 to I8	I8 to SF	Lap	
1	T	18.5836	21.9913	20.5596	13.2882	12.8754	87.2981
	S	98.217	111.645	87.550	94.205	112.477	100.580
2	T			19.8944	13.0803	12.8252	85.1888
	S			90.478	95.703	112.917	103.070
3	T	15.7034	21.1710	19.1924	13.3451	13.1254	82.5373
	S	116.231	115.971	93.787	93.804	110.334	106.381
4	T	16.7359	22.0978	19.1266	12.7070	12.7429	83.4102
	S	109.061	111.107	94.110	98.514	113.646	105.268
5	T	15.7650	20.9878	19.2228	13.0062	12.6517	81.6335
	S	115.777	116.984	93.639	96.248	114.465	107.559
6	T	16.5068	21.1107	19.4965	12.9627	12.8590	82.9357
	S	110.574	116.303	92.324	96.571	112.620	105.870
7	T	15.8976	21.1246	19.6517	12.9833	12.6687	82.3259
	S	114.811	116.226	91.595	96.418	114.312	106.654
8	T	16.1020	21.4418	19.6189	12.8970	12.7420	82.8017
	S	113.354	114.507	91.748	97.063	113.654	106.041
9	T	16.1199	21.4252	19.6203	12.9938	12.6865	82.8457
	S	113.228	114.595	91.742	96.340	114.151	105.985
10	T	15.8549	21.1404	19.1349	12.8206	12.8175	81.7683
	S	115.121	116.139	94.069	97.641	112.985	107.381
11	T	15.8147	21.2519	19.2933	12.8467	12.8003	82.0069
	S	115.413	115.530	93.297	97.443	113.137	107.069
12	T	15.7160	21.2409	19.2801	12.8027	12.7871	81.8268
	S	116.138	115.590	93.361	97.778	113.253	107.305
13	T	15.7340	21.1265	19.1293	12.7347	12.8065	81.5310
	S	116.005	116.216	94.096	98.300	113.082	107.694
14	T	15.7259	21.1518	19.0824	12.7640	12.8718	81.5959
	S	116.065	116.077	94.328	98.074	112.508	107.608
15	T	15.7313	21.0753	19.0586	12.6717	12.7972	81.3341
	S	116.025	116.498	94.446	98.788	113.164	107.955
16	T	15.8547	21.2917	19.0288	12.7401	12.7667	81.6820
	S	115.122	115.314	94.593	98.258	113.434	107.495
17	T	15.7902	21.2813	19.1258	12.7389	12.7614	81.6976
	S	115.592	115.370	94.114	98.267	113.481	107.474
18	T	15.8084	21.2321	19.3411	12.7666	12.7680	81.9162
	S	115.459	115.638	93.066	98.054	113.423	107.188
19	T	15.8681	21.2096	19.1757	12.7854	12.7123	81.7511
	S	115.025	115.760	93.869	97.910	113.920	107.404

Event: Cooper Tires Indy Pro 2000 Indy GP

Rounds 8/9/10

Track: Indianapolis Motor Speedway RC

2.439 mile(s)



Report: Section Data Report

Indy Pro 2000 Championship

Session: Race 2

September 4, 2020

Section Data for Car 36 - Loomis, Jacob (R)

Lap	T/SF to I2	I2 to I4	I4 to I6	I6 to I8	I8 to SF	Lap	
20	T	15.7554	21.1890	19.2524	12.8252	12.7704	81.7924
	S	115.848	115.873	93.495	97.606	113.401	107.350
21	T	19.2114	25.5155				
	S	95.008	96.225				

Event: Cooper Tires Indy Pro 2000 Indy GP

Rounds 8/9/10

Track: Indianapolis Motor Speedway RC

2.439 mile(s)



Report: Section Data Report

Indy Pro 2000 Championship

Session: Race 2

September 4, 2020

Section Data for Car 42 - Petrov, Artem

Lap	T/SF to I2	I2 to I4	I4 to I6	I6 to I8	I8 to SF	Lap	
1	T	18.3507	21.6998	19.0576	12.7749	12.6471	84.5301
	S	99.464	113.145	94.451	97.990	114.507	103.873
2	T	15.7365	20.9655	19.0441	12.7148	12.6292	81.0901
	S	115.987	117.108	94.517	98.454	114.669	108.280
3	T	15.6946	20.9747	19.0019	12.7177	12.6469	81.0358
	S	116.297	117.057	94.727	98.431	114.509	108.352
4	T	15.6006	20.9713	19.0559	12.7567	12.6696	81.0541
	S	116.997	117.076	94.459	98.130	114.304	108.328
5	T	15.6173	20.9859	19.0190	12.7167	12.7406	81.0795
	S	116.872	116.994	94.642	98.439	113.667	108.294
6	T	15.6238	20.9358	19.0348	12.7806	12.6921	81.0671
	S	116.824	117.274	94.564	97.947	114.101	108.310
7	T	15.5413	21.1079	18.9581	12.7855	12.7512	81.1440
	S	117.444	116.318	94.946	97.909	113.572	108.208
8	T	15.5924	20.9767	19.1107	12.7978	12.7065	81.1841
	S	117.059	117.045	94.188	97.815	113.972	108.154
9	T	15.6298	21.0406	19.0445	12.8073	12.7010	81.2232
	S	116.779	116.690	94.515	97.743	114.021	108.102
10	T	15.6408	21.0703	19.1663	12.8384	12.6740	81.3898
	S	116.697	116.526	93.915	97.506	114.264	107.881
11	T	15.6482	21.0707	19.2765	12.7745	12.6973	81.4672
	S	116.641	116.523	93.378	97.994	114.054	107.778
12	T	15.5810	21.1733	19.1679	12.9044	12.7328	81.5594
	S	117.144	115.959	93.907	97.007	113.736	107.657
13	T	15.6978	21.1893	19.0593	12.8024	12.6788	81.4276
	S	116.273	115.871	94.442	97.780	114.221	107.831
14	T	15.5844	21.1489	19.1938	12.7851	12.7970	81.5092
	S	117.119	116.092	93.780	97.912	113.166	107.723
15	T	15.7430	21.1928	19.1260	12.8014	12.6899	81.5531
	S	115.939	115.852	94.113	97.788	114.121	107.665
16	T	15.6500	21.0595	19.0215	12.7317	12.6861	81.1488
	S	116.628	116.585	94.630	98.323	114.155	108.201
17	T	15.6970	21.1534	19.0903	12.7988	12.6859	81.4254
	S	116.279	116.068	94.289	97.807	114.157	107.834
18	T	15.5927	21.0955	19.2798	12.7728	12.7291	81.4699
	S	117.057	116.386	93.362	98.007	113.769	107.775
19	T	15.6468	21.0851	19.0907	12.6987	12.7203	81.2416
	S	116.652	116.444	94.287	98.578	113.848	108.078

Event: Cooper Tires Indy Pro 2000 Indy GP

Rounds 8/9/10

Track: Indianapolis Motor Speedway RC

2.439 mile(s)



Report: Section Data Report

Indy Pro 2000 Championship

Session: Race 2

September 4, 2020

Section Data for Car 42 - Petrov, Artem

Lap	T/SF to I2	I2 to I4	I4 to I6	I6 to I8	I8 to SF	Lap	
20	T	15.7050	21.1274	19.0805	12.6739	12.7795	81.3663
	S	116.220	116.211	94.337	98.771	113.321	107.912
21	T	18.7619	23.9129	23.9653			
	S	97.284	102.674	75.109			

Event: Cooper Tires Indy Pro 2000 Indy GP

Rounds 8/9/10

Track: Indianapolis Motor Speedway RC

2.439 mile(s)



Report: Section Data Report

Indy Pro 2000 Championship

Session: Race 2

September 4, 2020

Section Data for Car 57 - Kaminsky, Bob

Lap	T/SF to I2	I2 to I4	I4 to I6	I6 to I8	I8 to SF	Lap	
1	T	18.5368	22.7074	20.6738	13.6117	13.0060	88.5357
	S	98.465	108.125	87.067	91.966	111.347	99.174
2	T	16.7149	21.8400	20.2271	13.0752	12.9931	84.8503
	S	109.198	112.419	88.990	95.740	111.458	103.481
3	T	16.0883	21.5693	20.1836	13.4775	12.9960	84.3147
	S	113.451	113.830	89.181	92.882	111.433	104.138
4	T	16.3632	21.7186	19.6379	13.2226	12.9641	83.9064
	S	111.545	113.047	91.659	94.673	111.707	104.645
5	T	16.7910	21.4775	19.7493	13.0768	12.9636	84.0582
	S	108.703	114.316	91.142	95.728	111.711	104.456
6	T	16.3118	21.4601	19.6696	12.9147	12.9133	83.2695
	S	111.896	114.409	91.512	96.930	112.147	105.446
7	T	16.3106	21.4070	19.6865	13.0468	13.0683	83.5192
	S	111.904	114.693	91.433	95.948	110.816	105.130
8	T	16.2906	21.4250	19.6843	13.0921	12.9817	83.4737
	S	112.042	114.596	91.443	95.616	111.556	105.188
9	T	16.0808	21.4182	19.6382	13.3109	12.8880	83.3361
	S	113.504	114.633	91.658	94.045	112.367	105.361
10	T	16.1347	21.4865	19.8129	13.1637	13.0810	83.6788
	S	113.124	114.268	90.850	95.096	110.709	104.930
11	T	16.2552	21.5751	19.8475	13.1532	12.8428	83.6738
	S	112.286	113.799	90.692	95.172	112.762	104.936
12	T	16.2490	21.5364	19.7265	13.0279	12.9527	83.4925
	S	112.329	114.004	91.248	96.087	111.805	105.164
13	T	16.3255	21.6214	19.8192	13.1963	12.9759	83.9383
	S	111.802	113.555	90.821	94.861	111.606	104.605
14	T	16.4106	21.5868	19.6971	13.0990	12.8954	83.6889
	S	111.222	113.737	91.384	95.566	112.302	104.917
15	T	16.1683	21.7392	19.7615	12.9560	13.0293	83.6543
	S	112.889	112.940	91.086	96.621	111.148	104.961
16	T	16.2834	21.5143	19.8131	12.9503	12.9715	83.5326
	S	112.091	114.121	90.849	96.663	111.643	105.113
17	T	16.1668	21.5940	19.8648	13.0370	13.0382	83.7008
	S	112.900	113.700	90.613	96.020	111.072	104.902
18	T	16.1893	21.5612	19.7436	13.0703	13.6368	84.2012
	S	112.743	113.872	91.169	95.776	106.197	104.279
19	T	16.6087	21.6532	19.7495	13.0943	12.9026	84.0083
	S	109.896	113.389	91.142	95.600	112.240	104.518

Event: Cooper Tires Indy Pro 2000 Indy GP

Rounds 8/9/10

Track: Indianapolis Motor Speedway RC

2.439 mile(s)



Report: Section Data Report

Indy Pro 2000 Championship

Session: Race 2

September 4, 2020

Section Data for Car 57 - Kaminsky, Bob

Lap	T/SF to I2	I2 to I4	I4 to I6	I6 to I8	I8 to SF	Lap	
20	T	16.1973	21.8173	20.1873	13.2474	13.0036	84.4529
	S	112.687	112.536	89.165	94.495	111.368	103.968

Event: Cooper Tires Indy Pro 2000 Indy GP

Rounds 8/9/10

Track: Indianapolis Motor Speedway RC

2.439 mile(s)



Report: Section Data Report

Indy Pro 2000 Championship

Session: Race 2

September 4, 2020

Section Data for Car 6 - de la Vara, Moises

Lap	T/SF to I2	I2 to I4	I4 to I6	I6 to I8	I8 to SF	Lap	
1	T	18.5626	21.9662	20.7705	13.0756	12.8062	87.1811
	S	98.328	111.773	86.661	95.737	113.084	100.714
2	T	15.8951	21.3470	19.2552	12.8817	12.7669	82.1459
	S	114.830	115.015	93.481	97.178	113.433	106.888
3	T	15.6987	21.3402	19.1642	12.8979	12.8297	81.9307
	S	116.266	115.052	93.925	97.056	112.877	107.169
4	T	15.7475	21.2779	19.2396	12.8852	12.7792	81.9294
	S	115.906	115.389	93.557	97.152	113.323	107.170
5	T	15.7718	21.2592	19.2091	12.8250	12.8701	81.9352
	S	115.727	115.490	93.706	97.608	112.523	107.163
6	T	15.8684	21.1122	19.1779	12.8053	12.7804	81.7442
	S	115.023	116.294	93.858	97.758	113.313	107.413
7	T	15.8058	21.1759	19.1818	12.6527	12.8287	81.6449
	S	115.478	115.944	93.839	98.937	112.886	107.544
8	T	15.7403	21.3173	19.1654	12.7827	12.8416	81.8473
	S	115.959	115.175	93.919	97.931	112.773	107.278
9	T	15.7976	21.3038	19.2469	12.8225	12.9921	82.1629
	S	115.538	115.248	93.522	97.627	111.466	106.866
10	T	15.8877	21.2272	19.3103	12.8173	12.9183	82.1608
	S	114.883	115.664	93.215	97.666	112.103	106.868
11	T	15.8417	21.2464	19.3621	12.9228	12.8669	82.2399
	S	115.217	115.560	92.965	96.869	112.551	106.766
12	T	15.9065	21.3230	19.2995	12.7640	12.8975	82.1905
	S	114.747	115.145	93.267	98.074	112.284	106.830
13	T	15.8014	21.2736	19.2716	12.7791	12.8272	81.9529
	S	115.510	115.412	93.402	97.958	112.899	107.140
14	T	15.8533	21.2035	19.1862	12.6988	12.8684	81.8102
	S	115.132	115.793	93.817	98.578	112.538	107.326
15	T	15.8435	21.4348	19.2760	12.8120	12.8334	82.1997
	S	115.204	114.544	93.380	97.707	112.845	106.818
16	T	15.9195	21.3902	19.2603	12.8349	12.9172	82.3221
	S	114.654	114.783	93.456	97.532	112.113	106.659
17	T	15.8947	21.3509	19.3482	12.8351	12.8595	82.2884
	S	114.832	114.994	93.032	97.531	112.616	106.703
18	T	15.8569	21.3039	19.2620	12.7393	12.8755	82.0376
	S	115.106	115.248	93.448	98.264	112.476	107.029
19	T	15.8895	21.3309	19.1955	12.7071	12.9399	82.0629
	S	114.870	115.102	93.772	98.513	111.916	106.996

Event: Cooper Tires Indy Pro 2000 Indy GP

Rounds 8/9/10

Track: Indianapolis Motor Speedway RC

2.439 mile(s)



Report: Section Data Report

Indy Pro 2000 Championship

Session: Race 2

September 4, 2020

Section Data for Car 6 - de la Vara, Moises

Lap	T/SF to I2	I2 to I4	I4 to I6	I6 to I8	I8 to SF	Lap	
20	T	15.9349	21.4900	19.3805	12.8771	12.9008	82.5833
	S	114.543	114.250	92.877	97.213	112.255	106.322
21	T	17.1560	23.1268				
	S	106.390	106.164				

Event: Cooper Tires Indy Pro 2000 Indy GP

Rounds 8/9/10

Track: Indianapolis Motor Speedway RC

2.439 mile(s)



Report: Section Data Report

Indy Pro 2000 Championship

Session: Race 2

September 4, 2020

Section Data for Car 68 - Frost, Danial

Lap	T/SF to I2	I2 to I4	I4 to I6	I6 to I8	I8 to SF	Lap	
1	T	18.4227	22.0837	20.1917	12.8442	12.6099	86.1522
	S	99.075	111.178	89.146	97.462	114.845	101.917
2	T	16.1338	20.9897	19.1594	12.8181	12.6435	81.7445
	S	113.131	116.973	93.949	97.660	114.540	107.413
3	T	15.6283	20.8812	19.1521	12.8137	12.6109	81.0862
	S	116.790	117.581	93.984	97.694	114.836	108.285
4	T	15.7018	20.8604	19.0617	12.8682	12.6649	81.1570
	S	116.243	117.698	94.430	97.280	114.346	108.190
5	T	15.6299	20.9329	19.0632	12.8072	12.6463	81.0795
	S	116.778	117.290	94.423	97.743	114.514	108.294
6	T	15.8636	20.9731	19.0962	12.8669	12.6494	81.4492
	S	115.058	117.066	94.260	97.290	114.486	107.802
7	T	15.7224	21.0041	19.0792	12.7677	12.6756	81.2490
	S	116.091	116.893	94.344	98.046	114.250	108.068
8	T	15.7442	21.0080	19.1046	12.8399	12.5959	81.2926
	S	115.930	116.871	94.218	97.494	114.972	108.010
9	T	15.7084	20.9886	19.1917	12.8798	12.6252	81.3937
	S	116.194	116.979	93.791	97.192	114.706	107.876
10	T	15.6934	20.9519	19.2111	12.9182	12.6524	81.4270
	S	116.305	117.184	93.696	96.903	114.459	107.832
11	T	15.7420	21.0509	19.2105	12.8432	12.6348	81.4814
	S	115.946	116.633	93.699	97.469	114.618	107.760
12	T	15.6645	21.0925	19.2681	12.8392	12.6544	81.5187
	S	116.520	116.403	93.419	97.500	114.441	107.710
13	T	15.7377	21.0614	19.2318	12.8285	12.6583	81.5177
	S	115.978	116.575	93.595	97.581	114.406	107.712
14	T	15.8048	21.0630	19.1989	12.8500	12.6425	81.5592
	S	115.486	116.566	93.755	97.418	114.549	107.657
15	T	15.7860	21.0963	19.2125	12.9274	12.5767	81.5989
	S	115.623	116.382	93.689	96.834	115.148	107.604
16	T	15.6420	21.1954	19.1908	12.7673	12.6787	81.4742
	S	116.688	115.838	93.795	98.049	114.222	107.769
17	T	15.7022	21.0795	19.1773	12.8303	12.6422	81.4315
	S	116.240	116.475	93.861	97.567	114.551	107.826
18	T	15.7262	21.0689	19.2937	12.8696	12.7049	81.6633
	S	116.063	116.533	93.295	97.269	113.986	107.520
19	T	15.7060	21.0803	19.1910	12.7431	12.7108	81.4312
	S	116.212	116.470	93.794	98.235	113.933	107.826

Event: Cooper Tires Indy Pro 2000 Indy GP

Rounds 8/9/10

Track: Indianapolis Motor Speedway RC

2.439 mile(s)



Report: Section Data Report

Indy Pro 2000 Championship

Session: Race 2

September 4, 2020

Section Data for Car 68 - Frost, Danial

Lap	T/SF to I2	I2 to I4	I4 to I6	I6 to I8	I8 to SF	Lap	
20	T	15.7585	21.2109	19.1616	12.8295	12.6237	81.5842
	S	115.825	115.753	93.938	97.573	114.719	107.624
21	T	18.6941	25.3914	23.0337			
	S	97.637	96.695	78.146			

Event: Cooper Tires Indy Pro 2000 Indy GP

Rounds 8/9/10

Track: Indianapolis Motor Speedway RC

2.439 mile(s)

Report: Section Data Report

Indy Pro 2000 Championship

Session: Race 2

September 4, 2020



Section Data for Car 69 - Aranda, Nate (R)

Lap	T/SF to I2	I2 to I4	I4 to I6	I6 to I8	I8 to SF	Lap	
1	T	18.6360	21.8619	20.8579	13.8310	13.1081	88.2949
	S	97.941	112.306	86.298	90.508	110.480	99.444
2	T	16.0124	21.3470	19.3326	13.0231	12.7549	82.4700
	S	113.988	115.015	93.107	96.123	113.539	106.468
3	T	15.9740	21.6304	19.5890	13.3786	12.8577	83.4297
	S	114.262	113.508	91.888	93.569	112.631	105.243
4	T	15.9572	21.3386	19.4767	12.9299	12.8155	82.5179
	S	114.383	115.060	92.418	96.816	113.002	106.406
5	T	15.9289	21.4299	19.5828	12.9485	12.8631	82.7532
	S	114.586	114.570	91.917	96.677	112.584	106.103
6	T	16.0614	21.5327	19.3601	12.8695	12.8845	82.7082
	S	113.641	114.023	92.975	97.270	112.397	106.161
7	T	15.9721	21.4022	19.5651	12.9798	12.8370	82.7562
	S	114.276	114.718	92.001	96.444	112.813	106.100
8	T	16.1472	21.4092	19.4492	12.8633	12.9386	82.8075
	S	113.037	114.681	92.549	97.317	111.927	106.034
9	T	16.0892	21.4630	19.4902	12.9633	12.9242	82.9299
	S	113.444	114.393	92.354	96.566	112.052	105.877
10	T	16.3654	21.3935	19.4792	12.8972	12.9542	83.0895
	S	111.530	114.765	92.406	97.061	111.792	105.674
11	T	15.8508	21.3865	19.4370	12.9050	12.7990	82.3783
	S	115.150	114.803	92.607	97.003	113.148	106.586
12	T	15.8235	21.3628	19.6192	12.8673	12.8262	82.4990
	S	115.349	114.930	91.747	97.287	112.908	106.430
13	T	15.9259	21.3718	19.5343	12.9054	12.8609	82.5983
	S	114.607	114.882	92.146	97.000	112.603	106.302
14	T	15.9017	21.3403	19.7272	12.9751	12.9179	82.8622
	S	114.782	115.051	91.245	96.478	112.107	105.964
15	T	16.0246	21.2871	19.7470	13.0187	12.8814	82.9588
	S	113.902	115.339	91.153	96.155	112.424	105.840
16	T	16.0582	21.4987	19.5336	12.8828	12.8546	82.8279
	S	113.663	114.204	92.149	97.170	112.659	106.008
17	T	16.0175	21.4244	19.6388	13.0088	12.8865	82.9760
	S	113.952	114.600	91.655	96.229	112.380	105.819
18	T	16.0600	21.3909	19.5639	12.8704	12.8388	82.7240
	S	113.651	114.779	92.006	97.263	112.797	106.141
19	T	16.0643	21.5342	19.9950	13.0754	12.9275	83.5964
	S	113.620	114.015	90.023	95.738	112.023	105.033

Event: Cooper Tires Indy Pro 2000 Indy GP

Rounds 8/9/10

Track: Indianapolis Motor Speedway RC

2.439 mile(s)



Report: Section Data Report

Indy Pro 2000 Championship

Session: Race 2

September 4, 2020

Section Data for Car 69 - Aranda, Nate (R)

Lap	T/SF to I2	I2 to I4	I4 to I6	I6 to I8	I8 to SF	Lap	
20	T	16.1102	21.4025	19.7225	13.0926	12.8578	83.1856
	S	113.296	114.717	91.266	95.613	112.631	105.552
21	T	18.2269					
	S	100.139					

Event: Cooper Tires Indy Pro 2000 Indy GP

Rounds 8/9/10

Track: Indianapolis Motor Speedway RC

2.439 mile(s)



Report: Section Data Report

Indy Pro 2000 Championship

Session: Race 2

September 4, 2020

Section Data for Car 7 - Enders, Kory

Lap	T/SF to I2	I2 to I4	I4 to I6	I6 to I8	I8 to SF	Lap	
1	T	18.3533	21.7906	20.4123	14.5429	13.4610	88.5601
	S	99.450	112.674	88.182	86.078	107.584	99.146
2	T	16.6399	21.9736	19.5707	13.4055	12.6629	84.2526
	S	109.690	111.735	91.974	93.381	114.364	104.215
3	T	15.8060	21.1938	19.2858	13.1069	12.8841	82.2766
	S	115.477	115.846	93.333	95.508	112.401	106.718
4	T	16.4942	23.0181	19.5471			1298.6036
	S	110.659	106.665	92.085			6.761

Event: Cooper Tires Indy Pro 2000 Indy GP

Rounds 8/9/10

Track: Indianapolis Motor Speedway RC

2.439 mile(s)



Report: Section Data Report

Indy Pro 2000 Championship

Session: Race 2

September 4, 2020

Section Data for Car 8 - Sulaiman, Manuel (R)

Lap	T/SF to I2	I2 to I4	I4 to I6	I6 to I8	I8 to SF	Lap	
1	T	18.4061	21.7992	20.5513	13.4481	12.7028	86.9075
	S	99.164	112.629	87.586	93.085	114.005	101.032

Event: Cooper Tires Indy Pro 2000 Indy GP

Rounds 8/9/10

Track: Indianapolis Motor Speedway RC

2.439 mile(s)

Report: Section Data Report

Indy Pro 2000 Championship

Session: Race 2

September 4, 2020



Section Data for Car 9 - Thompson, Parker

Lap	T/SF to I2	I2 to I4	I4 to I6	I6 to I8	I8 to SF	Lap	
1	T	18.3535	21.8944	19.8168	12.5769	12.8588	85.5004
	S	99.448	112.140	90.832	99.533	112.622	102.694
2	T	16.1707	20.9176	18.9592	12.6231	12.6541	81.3247
	S	112.872	117.376	94.941	99.169	114.444	107.967
3	T	15.7283	20.8920	19.0009	12.6380	12.6636	80.9228
	S	116.047	117.520	94.732	99.052	114.358	108.503
4	T	15.7242	20.8718	18.9914	12.6485	12.6773	80.9132
	S	116.078	117.634	94.780	98.970	114.234	108.516
5	T	15.7381	20.9366	18.9286	12.6964	12.6201	80.9198
	S	115.975	117.270	95.094	98.596	114.752	108.507
6	T	15.7223	20.8408	18.9480	12.7477	12.7423	81.0011
	S	116.092	117.809	94.997	98.200	113.652	108.399
7	T	15.7568	20.8780	19.0624	12.6559	12.7480	81.1011
	S	115.837	117.599	94.427	98.912	113.601	108.265
8	T	15.6951	20.8569	19.0366	12.7108	12.7184	81.0178
	S	116.293	117.718	94.555	98.485	113.865	108.376
9	T	15.6530	21.0303	19.1110	12.7322	12.7268	81.2533
	S	116.606	116.747	94.187	98.319	113.790	108.062
10	T	15.6827	20.9331	19.1580	12.7417	12.6633	81.1788
	S	116.385	117.289	93.956	98.246	114.361	108.161
11	T	15.6722	21.0134	19.2731	12.7711	12.6718	81.4016
	S	116.463	116.841	93.394	98.020	114.284	107.865
12	T	15.6137	21.1772	19.2376	12.8796	12.6543	81.5624
	S	116.899	115.937	93.567	97.194	114.442	107.653
13	T	16.2467	21.1773	19.2455	12.7027	12.6734	82.0456
	S	112.344	115.937	93.528	98.547	114.269	107.019
14	T	15.6522	21.0370	19.1053	12.7768	12.6810	81.2523
	S	116.612	116.710	94.215	97.976	114.201	108.063
15	T	15.6384	21.1801	19.1702	12.7208	12.5931	81.3026
	S	116.714	115.921	93.896	98.407	114.998	107.997
16	T	15.6660	21.0170	19.0639	12.7692	12.6339	81.1500
	S	116.509	116.821	94.419	98.034	114.627	108.200
17	T	15.6507	21.2263	19.1863	12.6688	12.6556	81.3877
	S	116.623	115.669	93.817	98.811	114.430	107.884
18	T	15.6891	21.1674	19.3111	12.6805	12.6668	81.5149
	S	116.337	115.991	93.211	98.720	114.329	107.715
19	T	15.6284	21.0676	19.1032	12.6817	12.7501	81.2310
	S	116.789	116.540	94.225	98.711	113.582	108.092

Event: Cooper Tires Indy Pro 2000 Indy GP

Rounds 8/9/10

Track: Indianapolis Motor Speedway RC

2.439 mile(s)



Report: Section Data Report

Indy Pro 2000 Championship

Session: Race 2

September 4, 2020

Section Data for Car 9 - Thompson, Parker

Lap	T/SF to I2	I2 to I4	I4 to I6	I6 to I8	I8 to SF	Lap	
20	T	15.6819	21.3440	19.1751	12.7740	12.7318	81.7068
	S	116.391	115.031	93.872	97.997	113.745	107.462
21	T	18.4848	24.8110	25.4322			
	S	98.742	98.957	70.776			

Event: Cooper Tires Indy Pro 2000 Indy GP
Track: Indianapolis Motor Speedway RC
Report: Section Data Report
Session: Race 2

Rounds 8/9/10
2.439 mile(s)








Indy Pro 2000 Championship
September 4, 2020

Section Data for Car

Report Support Information

Section Legend	
Name	Length
SF to I2	0.507008 miles
I2 to I4	0.682008 miles
I4 to I6	0.500000 miles
I6 to I8	0.347727 miles
I8 to SF	0.402273 miles
Lap	2.439000 miles

Color Legend	
	Fastest Lap
	Section Under Caution
	Section Under Green
	Section Time Data
	Section Speed Data

