

Event: Cooper Tires Indy Pro 2000 GP at NJMP
Track: New Jersey Motorsports Park
Report: Section Data Report
Session: Race 1

Round 13/14/15
2.14 mile(s)



Indy Pro 2000 Championship
October 10, 2020

Section Data for Car 17 - DeFrancesco, Devlin (R)

| Lap | T/SF to I1 | I1 to I2 | I2 to I3 | I3 to SF | Lap | |
|-----|------------|----------|----------|----------|---------|---------|
| 1 | T | 23.1339 | 17.8195 | 25.2230 | 12.7712 | 78.9476 |
| | S | 94.548 | 99.023 | 86.771 | 122.470 | 97.584 |
| 2 | T | 20.2574 | 17.1676 | 24.5251 | 12.7054 | 74.6555 |
| | S | 107.974 | 102.783 | 89.241 | 123.104 | 103.194 |
| 3 | T | 19.9693 | 17.1501 | 24.4641 | 12.7476 | 74.3311 |
| | S | 109.532 | 102.888 | 89.463 | 122.697 | 103.644 |
| 4 | T | 19.8128 | 17.1321 | 24.5540 | 12.7089 | 74.2078 |
| | S | 110.397 | 102.996 | 89.136 | 123.071 | 103.817 |
| 5 | T | 19.7121 | 17.0727 | 24.4738 | 12.7359 | 73.9945 |
| | S | 110.961 | 103.355 | 89.428 | 122.810 | 104.116 |
| 6 | T | 19.7978 | 17.1355 | 24.6104 | 12.7561 | 74.2998 |
| | S | 110.481 | 102.976 | 88.931 | 122.615 | 103.688 |
| 7 | T | 19.7946 | 17.0373 | 24.6166 | 12.7350 | 74.1835 |
| | S | 110.498 | 103.570 | 88.909 | 122.818 | 103.851 |
| 8 | T | 19.7175 | 17.0608 | 24.7311 | 12.7671 | 74.2765 |
| | S | 110.931 | 103.427 | 88.497 | 122.509 | 103.721 |
| 9 | T | 19.9045 | 17.0861 | 24.6504 | 12.7372 | 74.3782 |
| | S | 109.888 | 103.274 | 88.787 | 122.797 | 103.579 |
| 10 | T | 19.9060 | 17.1096 | 24.8300 | 12.7010 | 74.5466 |
| | S | 109.880 | 103.132 | 88.145 | 123.147 | 103.345 |
| 11 | T | 19.8345 | 17.1817 | 24.6921 | 12.7135 | 74.4218 |
| | S | 110.276 | 102.699 | 88.637 | 123.026 | 103.518 |
| 12 | T | 19.8812 | 17.1117 | 24.8153 | 12.7471 | 74.5553 |
| | S | 110.017 | 103.119 | 88.197 | 122.702 | 103.333 |
| 13 | T | 19.7440 | 17.0437 | 24.7886 | 12.7157 | 74.2920 |
| | S | 110.782 | 103.531 | 88.292 | 123.005 | 103.699 |
| 14 | T | 19.8618 | 17.1308 | 24.8705 | 12.7126 | 74.5757 |
| | S | 110.125 | 103.004 | 88.001 | 123.035 | 103.304 |
| 15 | T | 19.9338 | 17.1340 | 24.8338 | 12.7237 | 74.6253 |
| | S | 109.727 | 102.985 | 88.131 | 122.927 | 103.236 |
| 16 | T | 19.9127 | 17.0871 | 24.7852 | 12.7093 | 74.4943 |
| | S | 109.843 | 103.268 | 88.304 | 123.067 | 103.417 |
| 17 | T | 19.8449 | 17.1064 | 24.8511 | 12.6925 | 74.4949 |
| | S | 110.218 | 103.151 | 88.070 | 123.230 | 103.416 |
| 18 | T | 19.9388 | 17.0620 | 24.7246 | 12.7124 | 74.4378 |
| | S | 109.699 | 103.420 | 88.521 | 123.037 | 103.496 |
| 19 | T | 19.8492 | 17.1338 | 24.9571 | 12.6971 | 74.6372 |
| | S | 110.195 | 102.986 | 87.696 | 123.185 | 103.219 |

Event: Cooper Tires Indy Pro 2000 GP at NJMP

Round 13/14/15

Track: New Jersey Motorsports Park

2.14 mile(s)



Report: Section Data Report

Indy Pro 2000 Championship

Session: Race 1

October 10, 2020

Section Data for Car 17 - DeFrancesco, Devlin (R)

| Lap | T/SF to I1 | I1 to I2 | I2 to I3 | I3 to SF | Lap | |
|-----|------------|----------|----------|----------|---------|---------|
| 20 | T | 19.9661 | 17.0311 | 24.7001 | 12.6970 | 74.3943 |
| | S | 109.549 | 103.607 | 88.608 | 123.186 | 103.556 |
| 21 | T | 19.8293 | 17.0621 | 24.9019 | 12.6749 | 74.4682 |
| | S | 110.305 | 103.419 | 87.890 | 123.401 | 103.454 |
| 22 | T | 19.9605 | 17.0371 | 24.9304 | 12.6890 | 74.6170 |
| | S | 109.580 | 103.571 | 87.790 | 123.264 | 103.247 |
| 23 | T | 20.1502 | 17.0987 | 24.9535 | 12.6666 | 74.8690 |
| | S | 108.548 | 103.198 | 87.709 | 123.482 | 102.900 |
| 24 | T | 19.9092 | 17.0899 | 24.7976 | 12.6595 | 74.4562 |
| | S | 109.862 | 103.251 | 88.260 | 123.551 | 103.470 |
| 25 | T | 20.0366 | 17.1479 | 24.8413 | 13.1883 | 75.2141 |
| | S | 109.164 | 102.902 | 88.105 | 118.597 | 102.428 |
| 26 | T | 27.9448 | 19.8737 | | | |
| | S | 78.271 | 88.788 | | | |

Event: Cooper Tires Indy Pro 2000 GP at NJMP
Track: New Jersey Motorsports Park
Report: Section Data Report
Session: Race 1

Round 13/14/15
2.14 mile(s)
Indy Pro 2000 Championship
October 10, 2020



Section Data for Car 18 - McElrea, Hunter (R)

| Lap | T/SF to I1 | I1 to I2 | I2 to I3 | I3 to SF | Lap | |
|-----|------------|----------|----------|----------|---------|---------|
| 1 | T | 24.2344 | 18.1090 | 25.8852 | 12.6069 | 80.8355 |
| | S | 90.255 | 97.440 | 84.552 | 124.066 | 95.305 |
| 2 | T | 21.1058 | 17.4236 | 25.1142 | 12.6698 | 76.3134 |
| | S | 103.634 | 101.273 | 87.147 | 123.450 | 100.952 |
| 3 | T | 20.0737 | 17.3234 | 24.9916 | 12.6441 | 75.0328 |
| | S | 108.962 | 101.859 | 87.575 | 123.701 | 102.675 |
| 4 | T | 19.9652 | 17.2962 | 24.8843 | 12.6463 | 74.7920 |
| | S | 109.554 | 102.019 | 87.952 | 123.680 | 103.006 |
| 5 | T | 19.9913 | 17.2570 | 24.8414 | 12.6524 | 74.7421 |
| | S | 109.411 | 102.251 | 88.104 | 123.620 | 103.074 |
| 6 | T | 19.9751 | 17.2140 | 24.9290 | 12.6774 | 74.7955 |
| | S | 109.500 | 102.506 | 87.795 | 123.376 | 103.001 |
| 7 | T | 19.9186 | 17.2509 | 24.8792 | 12.6510 | 74.6997 |
| | S | 109.811 | 102.287 | 87.971 | 123.634 | 103.133 |
| 8 | T | 20.0211 | 17.2393 | 24.8832 | 12.6746 | 74.8182 |
| | S | 109.248 | 102.356 | 87.956 | 123.404 | 102.970 |
| 9 | T | 19.9169 | 17.2785 | 24.9194 | 12.6464 | 74.7612 |
| | S | 109.820 | 102.124 | 87.829 | 123.679 | 103.048 |
| 10 | T | 20.0160 | 17.2015 | 25.0694 | 12.6516 | 74.9385 |
| | S | 109.276 | 102.581 | 87.303 | 123.628 | 102.804 |
| 11 | T | 20.0035 | 17.1646 | 24.9748 | 12.6505 | 74.7934 |
| | S | 109.345 | 102.801 | 87.634 | 123.639 | 103.004 |
| 12 | T | 19.9592 | 17.1771 | 25.0413 | 12.6984 | 74.8760 |
| | S | 109.587 | 102.727 | 87.401 | 123.172 | 102.890 |
| 13 | T | 19.9942 | 17.2065 | 24.9274 | 12.6376 | 74.7657 |
| | S | 109.395 | 102.551 | 87.800 | 123.765 | 103.042 |
| 14 | T | 20.0199 | 17.1732 | 25.1542 | 12.6378 | 74.9851 |
| | S | 109.255 | 102.750 | 87.009 | 123.763 | 102.740 |
| 15 | T | 20.0462 | 17.1849 | 24.8772 | 12.6666 | 74.7749 |
| | S | 109.112 | 102.680 | 87.978 | 123.482 | 103.029 |
| 16 | T | 19.9527 | 17.1098 | 25.0326 | 12.7092 | 74.8043 |
| | S | 109.623 | 103.131 | 87.431 | 123.068 | 102.989 |
| 17 | T | 19.9707 | 17.2306 | 25.1063 | 12.6436 | 74.9512 |
| | S | 109.524 | 102.408 | 87.175 | 123.706 | 102.787 |
| 18 | T | 19.8917 | 17.1744 | 25.3787 | 12.6673 | 75.1121 |
| | S | 109.959 | 102.743 | 86.239 | 123.475 | 102.567 |
| 19 | T | 20.0847 | 17.2999 | 25.1115 | 12.6640 | 75.1601 |
| | S | 108.902 | 101.997 | 87.157 | 123.507 | 102.501 |

Event: Cooper Tires Indy Pro 2000 GP at NJMP
Track: New Jersey Motorsports Park
Report: Section Data Report
Session: Race 1

Round 13/14/15
2.14 mile(s)
Indy Pro 2000 Championship
October 10, 2020



Section Data for Car 18 - McElrea, Hunter (R)

| Lap | T/SF to I1 | I1 to I2 | I2 to I3 | I3 to SF | Lap | |
|-----|------------|----------|----------|----------|---------|---------|
| 20 | T | 20.1776 | 17.2852 | 25.1930 | 12.6523 | 75.3081 |
| | S | 108.401 | 102.084 | 86.875 | 123.621 | 102.300 |
| 21 | T | 20.1191 | 17.2457 | 25.2020 | 12.6828 | 75.2496 |
| | S | 108.716 | 102.318 | 86.844 | 123.324 | 102.379 |
| 22 | T | 20.1335 | 17.2495 | 25.2819 | 12.7068 | 75.3717 |
| | S | 108.638 | 102.295 | 86.569 | 123.091 | 102.213 |
| 23 | T | 20.1016 | 17.1962 | 25.1069 | 12.7068 | 75.1115 |
| | S | 108.811 | 102.613 | 87.173 | 123.091 | 102.568 |
| 24 | T | 20.0094 | 17.2890 | 25.2063 | 12.7044 | 75.2091 |
| | S | 109.312 | 102.062 | 86.829 | 123.114 | 102.434 |
| 25 | T | 20.1148 | 17.4276 | 25.5190 | 12.7595 | 75.8209 |
| | S | 108.739 | 101.250 | 85.765 | 122.582 | 101.608 |
| 26 | T | 23.8788 | | | | |
| | S | 91.599 | | | | |

Event: Cooper Tires Indy Pro 2000 GP at NJMP
Track: New Jersey Motorsports Park
Report: Section Data Report
Session: Race 1

Round 13/14/15
2.14 mile(s)
Indy Pro 2000 Championship
October 10, 2020



Section Data for Car 19 - Kaminsky, Colin (R)

| Lap | T/SF to I1 | I1 to I2 | I2 to I3 | I3 to SF | Lap | |
|-----|------------|----------|----------|----------|---------|---------|
| 1 | T | 26.3018 | 18.3311 | 26.3142 | 12.5934 | 83.5405 |
| | S | 83.161 | 96.260 | 83.173 | 124.199 | 92.219 |
| 2 | T | 20.5374 | 17.7749 | 25.2472 | 12.6783 | 76.2378 |
| | S | 106.502 | 99.272 | 86.688 | 123.368 | 101.052 |
| 3 | T | 20.3854 | 17.4308 | 25.1827 | 12.5910 | 75.5899 |
| | S | 107.296 | 101.231 | 86.910 | 124.223 | 101.918 |
| 4 | T | 20.2894 | 17.5188 | 25.1505 | 12.6738 | 75.6325 |
| | S | 107.804 | 100.723 | 87.022 | 123.411 | 101.861 |
| 5 | T | 20.3598 | 17.4526 | 25.2987 | 12.5517 | 75.6628 |
| | S | 107.431 | 101.105 | 86.512 | 124.612 | 101.820 |
| 6 | T | 20.5510 | 17.3749 | 25.0628 | 12.6608 | 75.6495 |
| | S | 106.431 | 101.557 | 87.326 | 123.538 | 101.838 |
| 7 | T | 20.3602 | 17.2699 | 24.7030 | 12.6828 | 75.0159 |
| | S | 107.429 | 102.175 | 88.598 | 123.324 | 102.698 |
| 8 | T | 19.9896 | 17.2347 | 24.8698 | 12.6931 | 74.7872 |
| | S | 109.421 | 102.383 | 88.004 | 123.224 | 103.012 |
| 9 | T | 19.8592 | 17.2768 | 24.7020 | 12.6601 | 74.4981 |
| | S | 110.139 | 102.134 | 88.602 | 123.545 | 103.412 |
| 10 | T | 19.8575 | 17.3463 | 24.9994 | 12.6258 | 74.8290 |
| | S | 110.148 | 101.725 | 87.548 | 123.881 | 102.955 |
| 11 | T | 20.1382 | 17.4005 | 24.9701 | 12.6110 | 75.1198 |
| | S | 108.613 | 101.408 | 87.650 | 124.026 | 102.556 |
| 12 | T | 20.0717 | 17.4149 | 24.9494 | 13.5626 | 75.9986 |
| | S | 108.973 | 101.324 | 87.723 | 115.324 | 101.370 |
| 13 | T | 22.0432 | 17.6261 | 25.3431 | 12.6646 | 77.6770 |
| | S | 99.227 | 100.110 | 86.360 | 123.501 | 99.180 |
| 14 | T | 20.1889 | 17.5488 | 25.1380 | 12.6138 | 75.4895 |
| | S | 108.340 | 100.551 | 87.065 | 123.998 | 102.054 |
| 15 | T | 20.3660 | 17.4213 | 25.2249 | 12.6027 | 75.6149 |
| | S | 107.398 | 101.287 | 86.765 | 124.108 | 101.885 |
| 16 | T | 21.2236 | 17.4074 | 24.9164 | 12.7026 | 76.2500 |
| | S | 103.059 | 101.368 | 87.839 | 123.132 | 101.036 |
| 17 | T | 19.9844 | 17.3695 | 24.8769 | 12.6776 | 74.9084 |
| | S | 109.449 | 101.589 | 87.979 | 123.374 | 102.846 |
| 18 | T | 19.9776 | 17.2371 | 24.9117 | 12.7834 | 74.9098 |
| | S | 109.486 | 102.369 | 87.856 | 122.353 | 102.844 |
| 19 | T | 20.0570 | 17.3992 | 25.0012 | 12.7358 | 75.1932 |
| | S | 109.053 | 101.415 | 87.541 | 122.811 | 102.456 |

Event: Cooper Tires Indy Pro 2000 GP at NJMP

Round 13/14/15

Track: New Jersey Motorsports Park

2.14 mile(s)



Report: Section Data Report

Indy Pro 2000 Championship

Session: Race 1

October 10, 2020

Section Data for Car 19 - Kaminsky, Colin (R)

| Lap | T/SF to I1 | I1 to I2 | I2 to I3 | I3 to SF | Lap | |
|-----|------------|----------|----------|----------|---------|---------|
| 20 | T | 20.0465 | 17.5312 | 24.9663 | 12.7084 | 75.2524 |
| | S | 109.110 | 100.652 | 87.664 | 123.075 | 102.375 |
| 21 | T | 20.1293 | 17.3421 | 25.0344 | 12.7359 | 75.2417 |
| | S | 108.661 | 101.749 | 87.425 | 122.810 | 102.390 |
| 22 | T | 20.5168 | 17.2938 | 25.0055 | 12.7090 | 75.5251 |
| | S | 106.609 | 102.033 | 87.526 | 123.070 | 102.006 |
| 23 | T | 20.0515 | 17.2512 | 24.9238 | 12.6618 | 74.8883 |
| | S | 109.083 | 102.285 | 87.813 | 123.528 | 102.873 |
| 24 | T | 20.0931 | 17.2755 | 25.0430 | 12.7636 | 75.1752 |
| | S | 108.857 | 102.141 | 87.395 | 122.543 | 102.481 |
| 25 | T | 20.0506 | 17.3621 | 24.9246 | 12.6921 | 75.0294 |
| | S | 109.088 | 101.632 | 87.810 | 123.233 | 102.680 |

Event: Cooper Tires Indy Pro 2000 GP at NJMP
Track: New Jersey Motorsports Park
Report: Section Data Report
Session: Race 1

Round 13/14/15
2.14 mile(s)
Indy Pro 2000 Championship
October 10, 2020



Section Data for Car 2 - Robb, Sting Ray

| Lap | T/SF to I1 | I1 to I2 | I2 to I3 | I3 to SF | Lap | |
|-----|------------|----------|----------|----------|---------|---------|
| 1 | T | 23.8073 | 17.7012 | 25.1371 | 12.6278 | 79.2734 |
| | S | 91.874 | 99.685 | 87.068 | 123.861 | 97.183 |
| 2 | T | 20.4404 | 17.1558 | 24.5949 | 12.6668 | 74.8579 |
| | S | 107.007 | 102.854 | 88.987 | 123.480 | 102.915 |
| 3 | T | 20.0136 | 17.1964 | 24.6508 | 12.5792 | 74.4400 |
| | S | 109.289 | 102.611 | 88.786 | 124.339 | 103.493 |
| 4 | T | 19.9183 | 17.2259 | 24.7426 | 12.5779 | 74.4647 |
| | S | 109.812 | 102.436 | 88.456 | 124.352 | 103.458 |
| 5 | T | 19.8393 | 17.1227 | 24.5940 | 12.5943 | 74.1503 |
| | S | 110.249 | 103.053 | 88.991 | 124.190 | 103.897 |
| 6 | T | 20.0167 | 17.1501 | 24.6879 | 12.6191 | 74.4738 |
| | S | 109.272 | 102.888 | 88.652 | 123.946 | 103.446 |
| 7 | T | 19.9029 | 16.9870 | 24.6695 | 12.6368 | 74.1962 |
| | S | 109.897 | 103.876 | 88.718 | 123.773 | 103.833 |
| 8 | T | 20.1554 | 17.1850 | 24.7022 | 12.6337 | 74.6763 |
| | S | 108.520 | 102.679 | 88.601 | 123.803 | 103.165 |
| 9 | T | 19.8331 | 17.1983 | 24.8025 | 12.5811 | 74.4150 |
| | S | 110.284 | 102.600 | 88.243 | 124.321 | 103.528 |
| 10 | T | 19.9434 | 17.1566 | 24.7815 | 12.6113 | 74.4928 |
| | S | 109.674 | 102.849 | 88.317 | 124.023 | 103.419 |
| 11 | T | 20.0272 | 17.1188 | 24.8247 | 12.6167 | 74.5874 |
| | S | 109.215 | 103.076 | 88.164 | 123.970 | 103.288 |
| 12 | T | 20.1343 | 17.2082 | 24.8409 | 12.6656 | 74.8490 |
| | S | 108.634 | 102.541 | 88.106 | 123.491 | 102.927 |
| 13 | T | 20.0993 | 17.0723 | 24.9086 | 12.6372 | 74.7174 |
| | S | 108.823 | 103.357 | 87.867 | 123.769 | 103.109 |
| 14 | T | 20.0330 | 17.0898 | 24.9403 | 12.5863 | 74.6494 |
| | S | 109.183 | 103.251 | 87.755 | 124.269 | 103.202 |
| 15 | T | 19.9181 | 17.0215 | 24.8130 | 12.5886 | 74.3412 |
| | S | 109.813 | 103.666 | 88.205 | 124.247 | 103.630 |
| 16 | T | 19.9773 | 17.0286 | 24.9648 | 12.6198 | 74.5905 |
| | S | 109.488 | 103.622 | 87.669 | 123.939 | 103.284 |
| 17 | T | 20.0496 | 17.1098 | 24.9556 | 12.6005 | 74.7155 |
| | S | 109.093 | 103.131 | 87.701 | 124.129 | 103.111 |
| 18 | T | 20.1818 | 17.1443 | 24.8810 | 12.5756 | 74.7827 |
| | S | 108.378 | 102.923 | 87.964 | 124.375 | 103.018 |
| 19 | T | 20.2152 | 17.2042 | 24.9552 | 12.6041 | 74.9787 |
| | S | 108.199 | 102.565 | 87.703 | 124.094 | 102.749 |

Event: Cooper Tires Indy Pro 2000 GP at NJMP
Track: New Jersey Motorsports Park
Report: Section Data Report
Session: Race 1

Round 13/14/15
2.14 mile(s)
Indy Pro 2000 Championship
October 10, 2020



Section Data for Car 2 - Robb, Sting Ray

| Lap | T/SF to I1 | I1 to I2 | I2 to I3 | I3 to SF | Lap | |
|-----|------------|----------|----------|----------|---------|---------|
| 20 | T | 20.1229 | 17.1101 | 24.9796 | 12.6402 | 74.8528 |
| | S | 108.696 | 103.129 | 87.617 | 123.739 | 102.922 |
| 21 | T | 20.1523 | 17.1269 | 24.9267 | 12.6114 | 74.8173 |
| | S | 108.537 | 103.028 | 87.803 | 124.022 | 102.971 |
| 22 | T | 20.0319 | 17.1218 | 24.9866 | 12.6710 | 74.8113 |
| | S | 109.189 | 103.058 | 87.592 | 123.439 | 102.979 |
| 23 | T | 20.2440 | 17.1186 | 25.0745 | 12.6465 | 75.0836 |
| | S | 108.045 | 103.078 | 87.285 | 123.678 | 102.606 |
| 24 | T | 20.1318 | 17.1320 | 25.0487 | 12.6376 | 74.9501 |
| | S | 108.648 | 102.997 | 87.375 | 123.765 | 102.788 |
| 25 | T | 20.2553 | 17.3208 | 25.1655 | 12.6409 | 75.3825 |
| | S | 107.985 | 101.874 | 86.970 | 123.733 | 102.199 |
| 26 | T | 25.2512 | 21.1462 | | | |
| | S | 86.621 | 83.445 | | | |

Event: Cooper Tires Indy Pro 2000 GP at NJMP
 Track: New Jersey Motorsports Park
 Report: Section Data Report
 Session: Race 1

Round 13/14/15
 2.14 mile(s)
 Indy Pro 2000 Championship
 October 10, 2020



Section Data for Car 3 - Comeau, Antoine

| Lap | T/SF to I1 | I1 to I2 | I2 to I3 | I3 to SF | Lap | |
|-----|------------|----------|----------|----------|---------|---------|
| 1 | T | 24.5094 | 18.3494 | 25.9581 | 12.7616 | 81.5785 |
| | S | 89.242 | 96.164 | 84.314 | 122.562 | 94.437 |
| 2 | T | 20.7063 | 17.6694 | 25.3607 | 12.6973 | 76.4337 |
| | S | 105.633 | 99.864 | 86.300 | 123.183 | 100.793 |
| 3 | T | 20.2984 | 17.3456 | 25.0523 | 12.6914 | 75.3877 |
| | S | 107.756 | 101.729 | 87.363 | 123.240 | 102.192 |
| 4 | T | 20.2284 | 17.3965 | 25.1228 | 12.7333 | 75.4810 |
| | S | 108.129 | 101.431 | 87.118 | 122.835 | 102.065 |
| 5 | T | 20.3138 | 17.3610 | 24.8605 | 12.7311 | 75.2664 |
| | S | 107.674 | 101.638 | 88.037 | 122.856 | 102.356 |
| 6 | T | 20.0447 | 17.2406 | 24.9555 | 12.7796 | 75.0204 |
| | S | 109.120 | 102.348 | 87.702 | 122.390 | 102.692 |
| 7 | T | 20.1055 | 17.3616 | 25.0535 | 12.8096 | 75.3302 |
| | S | 108.790 | 101.635 | 87.359 | 122.103 | 102.270 |
| 8 | T | 20.2897 | 17.3168 | 25.0309 | 12.7805 | 75.4179 |
| | S | 107.802 | 101.898 | 87.437 | 122.381 | 102.151 |
| 9 | T | 20.0712 | 17.2434 | 25.0778 | 12.7689 | 75.1613 |
| | S | 108.976 | 102.332 | 87.274 | 122.492 | 102.500 |
| 10 | T | 20.2192 | 17.2141 | 24.9809 | 12.7860 | 75.2002 |
| | S | 108.178 | 102.506 | 87.612 | 122.328 | 102.447 |
| 11 | T | 20.1259 | 17.2795 | 25.0633 | 12.7279 | 75.1966 |
| | S | 108.679 | 102.118 | 87.324 | 122.887 | 102.451 |
| 12 | T | 20.0793 | 17.2688 | 24.8744 | 14.3655 | 76.5880 |
| | S | 108.932 | 102.181 | 87.988 | 108.878 | 100.590 |
| 13 | T | 21.5922 | 17.6043 | 25.1327 | 12.8168 | 77.1460 |
| | S | 101.299 | 100.234 | 87.083 | 122.034 | 99.863 |
| 14 | T | 20.3585 | 17.2711 | 25.0618 | 12.9657 | 75.6571 |
| | S | 107.438 | 102.168 | 87.330 | 120.633 | 101.828 |
| 15 | T | 20.3273 | 17.4001 | 25.1490 | 12.8703 | 75.7467 |
| | S | 107.603 | 101.410 | 87.027 | 121.527 | 101.707 |
| 16 | T | 21.8069 | 17.7040 | 25.3373 | 12.7514 | 77.5996 |
| | S | 100.302 | 99.669 | 86.380 | 122.660 | 99.279 |
| 17 | T | 20.3306 | 17.3955 | 25.1665 | 12.8087 | 75.7013 |
| | S | 107.585 | 101.437 | 86.966 | 122.112 | 101.768 |
| 18 | T | 20.8341 | 17.5025 | 25.3455 | 12.7777 | 76.4598 |
| | S | 104.985 | 100.817 | 86.352 | 122.408 | 100.759 |
| 19 | T | 20.2923 | 17.3137 | 25.4587 | 12.7683 | 75.8330 |
| | S | 107.788 | 101.916 | 85.968 | 122.498 | 101.592 |

Event: Cooper Tires Indy Pro 2000 GP at NJMP

Round 13/14/15

Track: New Jersey Motorsports Park

2.14 mile(s)



Report: Section Data Report

Indy Pro 2000 Championship

Session: Race 1

October 10, 2020

Section Data for Car 3 - Comeau, Antoine

| Lap | T/SF to I1 | I1 to I2 | I2 to I3 | I3 to SF | Lap | |
|-----|------------|----------|----------|----------|---------|---------|
| 20 | T | 20.4554 | 17.2983 | 25.3387 | 12.7857 | 75.8781 |
| | S | 106.929 | 102.007 | 86.375 | 122.331 | 101.531 |
| 21 | T | 20.2358 | 17.3220 | 25.4438 | 12.7603 | 75.7619 |
| | S | 108.089 | 101.867 | 86.018 | 122.575 | 101.687 |
| 22 | T | 20.3705 | 17.4837 | 25.7351 | 12.9123 | 76.5016 |
| | S | 107.375 | 100.925 | 85.045 | 121.132 | 100.704 |
| 23 | T | 20.3927 | 17.4465 | 25.4558 | 12.8153 | 76.1103 |
| | S | 107.258 | 101.140 | 85.978 | 122.049 | 101.222 |
| 24 | T | 20.1742 | 17.4137 | 25.4478 | 12.7966 | 75.8323 |
| | S | 108.419 | 101.331 | 86.005 | 122.227 | 101.593 |
| 25 | T | 20.2927 | 17.3572 | 25.4353 | 12.8731 | 75.9583 |
| | S | 107.786 | 101.661 | 86.047 | 121.501 | 101.424 |

Event: Cooper Tires Indy Pro 2000 GP at NJMP
Track: New Jersey Motorsports Park
Report: Section Data Report
Session: Race 1

Round 13/14/15
 2.14 mile(s)



Indy Pro 2000 Championship
 October 10, 2020

Section Data for Car 42 - Petrov, Artem

| Lap | T/SF to I1 | I1 to I2 | I2 to I3 | I3 to SF | Lap | |
|-----|------------|----------|----------|----------|---------|---------|
| 1 | T | 24.1676 | 18.1233 | 25.8847 | 12.7596 | 80.9352 |
| | S | 90.504 | 97.363 | 84.553 | 122.582 | 95.187 |
| 2 | T | 20.7026 | 17.1843 | 24.7120 | 12.7159 | 75.3148 |
| | S | 105.652 | 102.684 | 88.566 | 123.003 | 102.291 |
| 3 | T | 20.1261 | 17.2670 | 24.9679 | 12.6752 | 75.0362 |
| | S | 108.678 | 102.192 | 87.658 | 123.398 | 102.670 |
| 4 | T | 19.9576 | 17.2054 | 24.7221 | 12.7447 | 74.6298 |
| | S | 109.596 | 102.558 | 88.530 | 122.725 | 103.230 |
| 5 | T | 20.1187 | 17.2961 | 24.7988 | 12.7525 | 74.9661 |
| | S | 108.718 | 102.020 | 88.256 | 122.650 | 102.766 |
| 6 | T | 19.9370 | 17.1691 | 24.6252 | 12.7478 | 74.4791 |
| | S | 109.709 | 102.774 | 88.878 | 122.695 | 103.438 |
| 7 | T | 19.9410 | 17.1548 | 24.7799 | 12.7566 | 74.6323 |
| | S | 109.687 | 102.860 | 88.323 | 122.610 | 103.226 |
| 8 | T | 20.0771 | 17.1532 | 24.8042 | 12.7343 | 74.7688 |
| | S | 108.944 | 102.870 | 88.237 | 122.825 | 103.038 |
| 9 | T | 19.9838 | 17.1582 | 24.8137 | 12.6912 | 74.6469 |
| | S | 109.452 | 102.840 | 88.203 | 123.242 | 103.206 |
| 10 | T | 19.9295 | 17.1310 | 24.8366 | 12.6830 | 74.5801 |
| | S | 109.751 | 103.003 | 88.121 | 123.322 | 103.298 |
| 11 | T | 20.0767 | 17.1832 | 24.8121 | 12.6771 | 74.7491 |
| | S | 108.946 | 102.690 | 88.208 | 123.379 | 103.065 |
| 12 | T | 20.0593 | 17.2348 | 24.8574 | 12.7002 | 74.8517 |
| | S | 109.040 | 102.383 | 88.048 | 123.155 | 102.924 |
| 13 | T | 19.9883 | 17.1669 | 24.8553 | 12.6869 | 74.6974 |
| | S | 109.428 | 102.788 | 88.055 | 123.284 | 103.136 |
| 14 | T | 20.2933 | 17.2230 | 24.9144 | 12.6685 | 75.0992 |
| | S | 107.783 | 102.453 | 87.846 | 123.463 | 102.584 |
| 15 | T | 20.1485 | 17.1723 | 24.8389 | 12.6751 | 74.8348 |
| | S | 108.558 | 102.755 | 88.113 | 123.399 | 102.947 |
| 16 | T | 20.0303 | 17.2145 | 24.9120 | 12.6597 | 74.8165 |
| | S | 109.198 | 102.503 | 87.855 | 123.549 | 102.972 |
| 17 | T | 20.2279 | 17.1595 | 24.9623 | 12.6730 | 75.0227 |
| | S | 108.131 | 102.832 | 87.678 | 123.419 | 102.689 |
| 18 | T | 20.1588 | 17.2098 | 25.1952 | 12.6417 | 75.2055 |
| | S | 108.502 | 102.531 | 86.867 | 123.725 | 102.439 |
| 19 | T | 20.3718 | 17.3048 | 24.9890 | 12.6538 | 75.3194 |
| | S | 107.368 | 101.969 | 87.584 | 123.606 | 102.284 |

Event: Cooper Tires Indy Pro 2000 GP at NJMP
Track: New Jersey Motorsports Park
Report: Section Data Report
Session: Race 1

Round 13/14/15
2.14 mile(s)
Indy Pro 2000 Championship
October 10, 2020



Section Data for Car 42 - Petrov, Artem

| Lap | T/SF to I1 | I1 to I2 | I2 to I3 | I3 to SF | Lap | |
|-----|------------|----------|----------|----------|---------|---------|
| 20 | T | 20.1951 | 17.2211 | 24.9458 | 12.6704 | 75.0324 |
| | S | 108.307 | 102.464 | 87.736 | 123.444 | 102.676 |
| 21 | T | 20.0546 | 17.3178 | 24.9797 | 12.6925 | 75.0446 |
| | S | 109.066 | 101.892 | 87.617 | 123.230 | 102.659 |
| 22 | T | 20.0944 | 17.1982 | 25.0018 | 12.6898 | 74.9842 |
| | S | 108.850 | 102.601 | 87.539 | 123.256 | 102.742 |
| 23 | T | 20.1933 | 17.1587 | 25.0577 | 12.6796 | 75.0893 |
| | S | 108.317 | 102.837 | 87.344 | 123.355 | 102.598 |
| 24 | T | 20.1278 | 17.2643 | 25.1046 | 12.6999 | 75.1966 |
| | S | 108.669 | 102.208 | 87.181 | 123.158 | 102.451 |
| 25 | T | 20.4202 | 17.1917 | 25.0462 | 12.6411 | 75.2992 |
| | S | 107.113 | 102.639 | 87.384 | 123.731 | 102.312 |
| 26 | T | 25.7690 | | | | |
| | S | 84.880 | | | | |

Event: Cooper Tires Indy Pro 2000 GP at NJMP
Track: New Jersey Motorsports Park
Report: Section Data Report
Session: Race 1

Round 13/14/15
 2.14 mile(s)



Indy Pro 2000 Championship
 October 10, 2020

Section Data for Car 51 - Abel, Jacob

| Lap | T/SF to I1 | I1 to I2 | I2 to I3 | I3 to SF | Lap | |
|-----|------------|----------|----------|----------|---------|---------|
| 1 | T | 24.6895 | 18.7125 | 26.4131 | 12.7000 | 82.5151 |
| | S | 88.591 | 94.298 | 82.862 | 123.157 | 93.365 |
| 2 | T | 20.5430 | 17.6366 | 25.3316 | 12.7132 | 76.2244 |
| | S | 106.473 | 100.050 | 86.399 | 123.029 | 101.070 |
| 3 | T | 20.3836 | 17.3521 | 25.2210 | 12.7049 | 75.6616 |
| | S | 107.306 | 101.691 | 86.778 | 123.109 | 101.822 |
| 4 | T | 20.2684 | 17.4293 | 25.1803 | 12.7374 | 75.6154 |
| | S | 107.915 | 101.240 | 86.919 | 122.795 | 101.884 |
| 5 | T | 20.2952 | 17.4108 | 25.2364 | 12.7767 | 75.7191 |
| | S | 107.773 | 101.348 | 86.725 | 122.417 | 101.744 |
| 6 | T | 20.3976 | 17.3894 | 25.1945 | 12.8205 | 75.8020 |
| | S | 107.232 | 101.472 | 86.870 | 121.999 | 101.633 |
| 7 | T | 20.9912 | 17.5280 | 25.2115 | 12.7848 | 76.5155 |
| | S | 104.200 | 100.670 | 86.811 | 122.340 | 100.685 |
| 8 | T | 20.2281 | 17.4992 | 25.2643 | 12.7519 | 75.7435 |
| | S | 108.130 | 100.836 | 86.630 | 122.656 | 101.712 |
| 9 | T | 20.3275 | 17.5770 | 25.2600 | 12.8006 | 75.9651 |
| | S | 107.602 | 100.389 | 86.644 | 122.189 | 101.415 |
| 10 | T | 20.2055 | 17.6009 | 25.2233 | 12.8342 | 75.8639 |
| | S | 108.251 | 100.253 | 86.770 | 121.869 | 101.550 |
| 11 | T | 20.8285 | 17.4585 | 25.2608 | 12.7682 | 76.3160 |
| | S | 105.013 | 101.071 | 86.642 | 122.499 | 100.949 |
| 12 | T | 20.3293 | 17.4201 | 25.3845 | 12.7648 | 75.8987 |
| | S | 107.592 | 101.294 | 86.219 | 122.532 | 101.504 |
| 13 | T | 20.5631 | 17.5783 | 25.4427 | 12.7873 | 76.3714 |
| | S | 106.369 | 100.382 | 86.022 | 122.316 | 100.875 |
| 14 | T | 20.3153 | 17.5333 | 25.4865 | 12.8179 | 76.1530 |
| | S | 107.666 | 100.640 | 85.874 | 122.024 | 101.165 |
| 15 | T | 20.2681 | 17.4038 | 25.4021 | 12.7718 | 75.8458 |
| | S | 107.917 | 101.389 | 86.160 | 122.464 | 101.575 |
| 16 | T | 20.4026 | 17.5147 | 25.3988 | 12.7333 | 76.0494 |
| | S | 107.206 | 100.747 | 86.171 | 122.835 | 101.303 |
| 17 | T | 20.2990 | 17.4413 | 25.3177 | 12.7216 | 75.7796 |
| | S | 107.753 | 101.171 | 86.447 | 122.948 | 101.663 |
| 18 | T | 20.3763 | 17.5003 | 25.3336 | 12.7105 | 75.9207 |
| | S | 107.344 | 100.829 | 86.393 | 123.055 | 101.474 |
| 19 | T | 20.5955 | 17.4499 | 25.4305 | 12.7254 | 76.2013 |
| | S | 106.201 | 101.121 | 86.063 | 122.911 | 101.101 |

Event: Cooper Tires Indy Pro 2000 GP at NJMP

Round 13/14/15

Track: New Jersey Motorsports Park

2.14 mile(s)



Report: Section Data Report

Indy Pro 2000 Championship

Session: Race 1

October 10, 2020

Section Data for Car 51 - Abel, Jacob

| Lap | T/SF to I1 | I1 to I2 | I2 to I3 | I3 to SF | Lap | |
|-----|------------|----------|----------|----------|---------|---------|
| 20 | T | 20.3687 | 17.4524 | 25.4490 | 12.7650 | 76.0351 |
| | S | 107.384 | 101.106 | 86.001 | 122.530 | 101.322 |
| 21 | T | 20.5209 | 17.6329 | 25.5363 | 12.7773 | 76.4674 |
| | S | 106.588 | 100.071 | 85.707 | 122.412 | 100.749 |
| 22 | T | 20.5978 | 17.5754 | 25.5528 | 12.7953 | 76.5213 |
| | S | 106.190 | 100.399 | 85.652 | 122.239 | 100.678 |
| 23 | T | 20.7204 | 17.4759 | 25.3292 | 12.7008 | 76.2263 |
| | S | 105.561 | 100.970 | 86.408 | 123.149 | 101.067 |
| 24 | T | 20.5456 | 17.8466 | 25.8574 | 12.7623 | 77.0119 |
| | S | 106.459 | 98.873 | 84.643 | 122.556 | 100.036 |
| 25 | T | 21.0229 | 17.7093 | 25.9433 | 12.8030 | 77.4785 |
| | S | 104.042 | 99.639 | 84.362 | 122.166 | 99.434 |

Event: Cooper Tires Indy Pro 2000 GP at NJMP
Track: New Jersey Motorsports Park
Report: Section Data Report
Session: Race 1

Round 13/14/15
 2.14 mile(s)
 Indy Pro 2000 Championship
 October 10, 2020



Section Data for Car 68 - Frost, Danial

| Lap | T/SF to I1 | I1 to I2 | I2 to I3 | I3 to SF | Lap | |
|-----|------------|----------|----------|----------|---------|---------|
| 1 | T | 24.8153 | 18.1675 | 25.8262 | 12.6516 | 81.4606 |
| | S | 88.142 | 97.126 | 84.745 | 123.628 | 94.573 |
| 2 | T | 20.9043 | 17.5785 | 25.1564 | 12.6413 | 76.2805 |
| | S | 104.633 | 100.381 | 87.001 | 123.729 | 100.996 |
| 3 | T | 20.3519 | 17.1853 | 24.8736 | 12.5560 | 74.9668 |
| | S | 107.473 | 102.678 | 87.990 | 124.569 | 102.765 |
| 4 | T | 20.2478 | 17.2567 | 24.9799 | 12.5953 | 75.0797 |
| | S | 108.025 | 102.253 | 87.616 | 124.181 | 102.611 |
| 5 | T | 20.1249 | 17.2174 | 24.8668 | 12.6100 | 74.8191 |
| | S | 108.685 | 102.486 | 88.014 | 124.036 | 102.968 |
| 6 | T | 20.0138 | 17.2083 | 24.9191 | 12.6374 | 74.7786 |
| | S | 109.288 | 102.540 | 87.830 | 123.767 | 103.024 |
| 7 | T | 20.0544 | 17.3496 | 24.8647 | 12.6502 | 74.9189 |
| | S | 109.067 | 101.705 | 88.022 | 123.642 | 102.831 |
| 8 | T | 20.2445 | 17.2214 | 24.9112 | 12.6151 | 74.9922 |
| | S | 108.043 | 102.462 | 87.858 | 123.986 | 102.731 |
| 9 | T | 20.1286 | 17.2280 | 24.9535 | 12.6188 | 74.9289 |
| | S | 108.665 | 102.423 | 87.709 | 123.949 | 102.817 |
| 10 | T | 20.1817 | 17.2755 | 24.9727 | 12.6262 | 75.0561 |
| | S | 108.379 | 102.141 | 87.641 | 123.877 | 102.643 |
| 11 | T | 20.2258 | 17.1934 | 24.8898 | 12.6376 | 74.9466 |
| | S | 108.143 | 102.629 | 87.933 | 123.765 | 102.793 |
| 12 | T | 20.1662 | 17.1574 | 25.0000 | 17.5541 | 79.8777 |
| | S | 108.462 | 102.845 | 87.545 | 89.101 | 96.447 |

Event: Cooper Tires Indy Pro 2000 GP at NJMP
Track: New Jersey Motorsports Park
Report: Section Data Report
Session: Race 1

Round 13/14/15
2.14 mile(s)
Indy Pro 2000 Championship
October 10, 2020



Section Data for Car 7 - Enders, Kory

| Lap | T/SF to I1 | I1 to I2 | I2 to I3 | I3 to SF | Lap | |
|-----|------------|----------|----------|----------|---------|---------|
| 1 | T | 24.6653 | 18.8693 | 29.8714 | 12.7949 | 86.2009 |
| | S | 88.678 | 93.514 | 73.269 | 122.243 | 89.373 |
| 2 | T | 20.6916 | 18.1007 | 25.2454 | 12.8127 | 76.8504 |
| | S | 105.708 | 97.485 | 86.694 | 122.073 | 100.247 |
| 3 | T | 20.3554 | 17.2203 | 24.7573 | 12.7395 | 75.0725 |
| | S | 107.454 | 102.469 | 88.404 | 122.775 | 102.621 |
| 4 | T | 20.0648 | 17.2638 | 24.8015 | 12.7566 | 74.8867 |
| | S | 109.010 | 102.211 | 88.246 | 122.610 | 102.875 |
| 5 | T | 20.1516 | 17.1891 | 24.6580 | 12.8224 | 74.8211 |
| | S | 108.541 | 102.655 | 88.760 | 121.981 | 102.966 |
| 6 | T | 20.0663 | 17.0709 | 24.9373 | 12.6972 | 74.7717 |
| | S | 109.002 | 103.366 | 87.766 | 123.184 | 103.034 |
| 7 | T | 20.3905 | 17.4974 | 25.3822 | 12.7001 | 75.9702 |
| | S | 107.269 | 100.846 | 86.227 | 123.156 | 101.408 |
| 8 | T | 20.3286 | 17.3546 | 25.3285 | 12.6314 | 75.6431 |
| | S | 107.596 | 101.676 | 86.410 | 123.826 | 101.847 |
| 9 | T | 20.6038 | 17.4598 | 25.3640 | 12.7843 | 76.2119 |
| | S | 106.159 | 101.063 | 86.289 | 122.345 | 101.087 |
| 10 | T | 20.1099 | 17.6540 | 25.3224 | 12.6186 | 75.7049 |
| | S | 108.766 | 99.952 | 86.431 | 123.951 | 101.764 |
| 11 | T | 20.8523 | 17.5488 | 25.2431 | 12.6615 | 76.3057 |
| | S | 104.894 | 100.551 | 86.702 | 123.531 | 100.962 |
| 12 | T | 20.4415 | 17.4052 | 29.8042 | 12.8502 | 80.5011 |
| | S | 107.002 | 101.380 | 73.434 | 121.717 | 95.701 |
| 13 | T | 20.3127 | 17.1891 | 25.3521 | 12.8342 | 75.6881 |
| | S | 107.680 | 102.655 | 86.330 | 121.869 | 101.786 |
| 14 | T | 20.0441 | 17.4368 | 24.9396 | 12.6719 | 75.0924 |
| | S | 109.123 | 101.197 | 87.757 | 123.430 | 102.594 |
| 15 | T | 20.1128 | 17.2238 | 25.1902 | 12.6840 | 75.2108 |
| | S | 108.750 | 102.448 | 86.884 | 123.312 | 102.432 |
| 16 | T | 20.1960 | 17.3986 | 25.5631 | 12.7513 | 75.9090 |
| | S | 108.302 | 101.419 | 85.617 | 122.661 | 101.490 |
| 17 | T | 20.8916 | 17.3659 | 25.1677 | 12.7083 | 76.1335 |
| | S | 104.696 | 101.610 | 86.962 | 123.076 | 101.191 |
| 18 | T | 20.2955 | 17.3015 | 25.1747 | 12.7286 | 75.5003 |
| | S | 107.771 | 101.988 | 86.938 | 122.880 | 102.039 |
| 19 | T | 22.9530 | 17.3452 | 25.3004 | 12.7586 | 78.3572 |
| | S | 95.294 | 101.731 | 86.506 | 122.591 | 98.319 |

Event: Cooper Tires Indy Pro 2000 GP at NJMP

Round 13/14/15

Track: New Jersey Motorsports Park

2.14 mile(s)



Report: Section Data Report

Indy Pro 2000 Championship

Session: Race 1

October 10, 2020

Section Data for Car 7 - Enders, Kory

| Lap | T/SF to I1 | I1 to I2 | I2 to I3 | I3 to SF | Lap | |
|-----|------------|----------|----------|----------|---------|---------|
| 20 | T | 20.3397 | 17.4992 | 25.5650 | 12.7592 | 76.1631 |
| | S | 107.537 | 100.836 | 85.611 | 122.585 | 101.151 |
| 21 | T | 20.2922 | 17.3600 | 25.2619 | 12.7321 | 75.6462 |
| | S | 107.789 | 101.644 | 86.638 | 122.846 | 101.843 |
| 22 | T | 20.2083 | 17.3412 | 25.3176 | 12.7726 | 75.6397 |
| | S | 108.236 | 101.755 | 86.447 | 122.457 | 101.851 |
| 23 | T | 20.4131 | 17.2816 | 25.2163 | 12.7512 | 75.6622 |
| | S | 107.150 | 102.105 | 86.795 | 122.662 | 101.821 |
| 24 | T | 20.1968 | 17.4943 | 25.6128 | 12.7857 | 76.0896 |
| | S | 108.298 | 100.864 | 85.451 | 122.331 | 101.249 |
| 25 | T | 20.3761 | 17.4018 | 25.8931 | 12.6672 | 76.3382 |
| | S | 107.345 | 101.400 | 84.526 | 123.476 | 100.919 |

Event: Cooper Tires Indy Pro 2000 GP at NJMP
Track: New Jersey Motorsports Park
Report: Section Data Report
Session: Race 1

Round 13/14/15
 2.14 mile(s)
 Indy Pro 2000 Championship
 October 10, 2020



Section Data for Car 8 - Sulaiman, Manuel (R)

| Lap | T/SF to I1 | I1 to I2 | I2 to I3 | I3 to SF | Lap | |
|-----|------------|----------|----------|----------|---------|---------|
| 1 | T | 23.8899 | 17.9508 | 25.4000 | 12.7268 | 79.9675 |
| | S | 91.556 | 98.299 | 86.167 | 122.897 | 96.339 |
| 2 | T | 20.3025 | 17.2251 | 24.8022 | 12.6368 | 74.9666 |
| | S | 107.734 | 102.440 | 88.244 | 123.773 | 102.766 |
| 3 | T | 19.9408 | 17.1388 | 24.6300 | 12.6318 | 74.3414 |
| | S | 109.688 | 102.956 | 88.861 | 123.822 | 103.630 |
| 4 | T | 19.9526 | 17.1813 | 24.9204 | 12.6467 | 74.7010 |
| | S | 109.623 | 102.702 | 87.825 | 123.676 | 103.131 |
| 5 | T | 19.7108 | 17.0790 | 24.7863 | 12.6360 | 74.2121 |
| | S | 110.968 | 103.317 | 88.300 | 123.781 | 103.811 |
| 6 | T | 19.9817 | 17.1024 | 24.8051 | 12.7105 | 74.5997 |
| | S | 109.464 | 103.175 | 88.233 | 123.055 | 103.271 |
| 7 | T | 19.7225 | 17.1211 | 24.7348 | 12.6919 | 74.2703 |
| | S | 110.902 | 103.063 | 88.484 | 123.235 | 103.729 |
| 8 | T | 19.8391 | 17.1370 | 24.8422 | 12.6644 | 74.4827 |
| | S | 110.251 | 102.967 | 88.102 | 123.503 | 103.433 |
| 9 | T | 19.8514 | 17.0929 | 24.8505 | 12.6696 | 74.4644 |
| | S | 110.182 | 103.233 | 88.072 | 123.452 | 103.459 |
| 10 | T | 19.8680 | 17.2152 | 24.9303 | 12.6858 | 74.6993 |
| | S | 110.090 | 102.499 | 87.790 | 123.295 | 103.133 |
| 11 | T | 19.8958 | 17.1540 | 24.8789 | 12.6876 | 74.6163 |
| | S | 109.936 | 102.865 | 87.972 | 123.277 | 103.248 |
| 12 | T | 19.9810 | 17.0891 | 24.9125 | 12.7017 | 74.6843 |
| | S | 109.468 | 103.256 | 87.853 | 123.140 | 103.154 |
| 13 | T | 19.9426 | 17.0810 | 25.0111 | 12.6947 | 74.7294 |
| | S | 109.678 | 103.305 | 87.507 | 123.208 | 103.092 |
| 14 | T | 19.8516 | 17.1003 | 25.1705 | 12.6511 | 74.7735 |
| | S | 110.181 | 103.188 | 86.952 | 123.633 | 103.031 |
| 15 | T | 19.8932 | 17.1290 | 24.9094 | 12.7259 | 74.6575 |
| | S | 109.951 | 103.015 | 87.864 | 122.906 | 103.191 |
| 16 | T | 19.8645 | 17.1418 | 24.9244 | 12.7102 | 74.6409 |
| | S | 110.110 | 102.938 | 87.811 | 123.058 | 103.214 |
| 17 | T | 19.9032 | 17.1195 | 25.0022 | 12.6745 | 74.6994 |
| | S | 109.896 | 103.072 | 87.538 | 123.405 | 103.133 |
| 18 | T | 20.1487 | 17.1353 | 24.9214 | 12.6550 | 74.8604 |
| | S | 108.557 | 102.977 | 87.822 | 123.595 | 102.912 |
| 19 | T | 19.9770 | 17.1067 | 24.8564 | 12.6513 | 74.5914 |
| | S | 109.490 | 103.149 | 88.051 | 123.631 | 103.283 |

Event: Cooper Tires Indy Pro 2000 GP at NJMP

Round 13/14/15

Track: New Jersey Motorsports Park

2.14 mile(s)



Report: Section Data Report

Indy Pro 2000 Championship

Session: Race 1

October 10, 2020

Section Data for Car 8 - Sulaiman, Manuel (R)

| Lap | T/SF to I1 | I1 to I2 | I2 to I3 | I3 to SF | Lap | |
|-----|------------|----------|----------|----------|---------|---------|
| 20 | T | 20.0665 | 17.0948 | 24.9625 | 12.6397 | 74.7635 |
| | S | 109.001 | 103.221 | 87.677 | 123.744 | 103.045 |
| 21 | T | 19.9572 | 17.1297 | 24.9829 | 12.6971 | 74.7669 |
| | S | 109.598 | 103.011 | 87.605 | 123.185 | 103.040 |
| 22 | T | 19.9696 | 17.1032 | 25.1939 | 12.7779 | 75.0446 |
| | S | 109.530 | 103.170 | 86.872 | 122.406 | 102.659 |
| 23 | T | 19.9968 | 17.2125 | 25.1726 | 12.6880 | 75.0699 |
| | S | 109.381 | 102.515 | 86.945 | 123.273 | 102.624 |
| 24 | T | 20.1215 | 17.1968 | 25.1721 | 12.7228 | 75.2132 |
| | S | 108.703 | 102.609 | 86.947 | 122.936 | 102.429 |
| 25 | T | 20.1620 | 17.3627 | 25.2521 | 12.6737 | 75.4505 |
| | S | 108.485 | 101.629 | 86.671 | 123.412 | 102.107 |
| 26 | T | 25.3044 | 21.1608 | | | |
| | S | 86.438 | 83.387 | | | |

Event: Cooper Tires Indy Pro 2000 GP at NJMP
Track: New Jersey Motorsports Park
Report: Section Data Report
Session: Race 1

Round 13/14/15
2.14 mile(s)
Indy Pro 2000 Championship
October 10, 2020



Section Data for Car 83 - Finelli, Charles

| Lap | T/SF to I1 | I1 to I2 | I2 to I3 | I3 to SF | Lap | |
|-----|------------|----------|----------|----------|---------|----------|
| 1 | T | 25.1260 | 19.5596 | 26.6286 | 13.1010 | 84.4152 |
| | S | 87.052 | 90.214 | 82.191 | 119.387 | 91.263 |
| 2 | T | 21.7560 | 18.9228 | 26.2907 | 13.0270 | 79.9965 |
| | S | 100.537 | 93.250 | 83.248 | 120.065 | 96.304 |
| 3 | T | 21.8756 | 18.0720 | 25.8369 | 13.3296 | 79.1141 |
| | S | 99.987 | 97.640 | 84.710 | 117.340 | 97.378 |
| 4 | T | 21.4068 | 18.0641 | 25.8321 | 13.1880 | 78.4910 |
| | S | 102.177 | 97.682 | 84.725 | 118.600 | 98.151 |
| 5 | T | 21.4813 | 18.2678 | 26.0748 | 13.1631 | 78.9870 |
| | S | 101.822 | 96.593 | 83.937 | 118.824 | 97.535 |
| 6 | T | 21.2278 | 18.1674 | 25.8326 | 13.1109 | 78.3387 |
| | S | 103.038 | 97.127 | 84.724 | 119.297 | 98.342 |
| 7 | T | 21.3460 | 18.1835 | 25.9049 | 13.4281 | 78.8625 |
| | S | 102.468 | 97.041 | 84.487 | 116.479 | 97.689 |
| 8 | T | 21.2426 | 18.0958 | 25.8129 | 13.0764 | 78.2277 |
| | S | 102.966 | 97.511 | 84.788 | 119.612 | 98.482 |
| 9 | T | 21.5489 | 18.0409 | 25.8985 | 13.1172 | 78.6055 |
| | S | 101.503 | 97.808 | 84.508 | 119.240 | 98.008 |
| 10 | T | 21.3126 | 17.9246 | 40.4522 | 13.6477 | 93.3371 |
| | S | 102.628 | 98.443 | 54.104 | 114.605 | 82.540 |
| 11 | T | 24.0141 | 19.8379 | 27.1775 | | 104.9370 |
| | S | 91.083 | 88.948 | 80.531 | | 73.415 |
| 12 | T | | 19.3806 | 26.5629 | 13.1572 | 97.5269 |
| | S | | 91.047 | 82.394 | 118.877 | 78.994 |
| 13 | T | 21.6380 | 19.0685 | 26.3822 | 13.7644 | 80.8531 |
| | S | 101.085 | 92.537 | 82.959 | 113.633 | 95.284 |
| 14 | T | 22.6398 | 18.1250 | 26.2244 | 13.0971 | 80.0863 |
| | S | 96.612 | 97.354 | 83.458 | 119.423 | 96.196 |
| 15 | T | 20.9690 | 17.8179 | 25.7239 | 13.1356 | 77.6464 |
| | S | 104.310 | 99.032 | 85.082 | 119.073 | 99.219 |
| 16 | T | 20.9481 | 17.8896 | 25.8472 | 13.1549 | 77.8398 |
| | S | 104.414 | 98.635 | 84.676 | 118.898 | 98.973 |
| 17 | T | 21.5818 | 18.0696 | 26.4177 | | 94.3476 |
| | S | 101.348 | 97.653 | 82.847 | | 81.655 |
| 18 | T | | 18.3762 | 26.3511 | 13.0819 | 93.5761 |
| | S | | 96.023 | 83.057 | 119.561 | 82.329 |
| 19 | T | 21.2170 | 19.5621 | 26.2376 | 13.0760 | 80.0927 |
| | S | 103.091 | 90.202 | 83.416 | 119.615 | 96.189 |

Event: Cooper Tires Indy Pro 2000 GP at NJMP

Round 13/14/15

Track: New Jersey Motorsports Park

2.14 mile(s)



Report: Section Data Report

Indy Pro 2000 Championship

Session: Race 1

October 10, 2020

Section Data for Car 83 - Finelli, Charles

| Lap | T/SF to I1 | I1 to I2 | I2 to I3 | I3 to SF | Lap | |
|-----|------------|----------|----------|----------|---------|---------|
| 20 | T | 21.1570 | 17.9786 | 26.9707 | 13.4867 | 79.5930 |
| | S | 103.383 | 98.147 | 81.149 | 115.973 | 96.792 |
| 21 | T | 21.3346 | 18.2610 | 26.5637 | 13.1534 | 79.3127 |
| | S | 102.522 | 96.629 | 82.392 | 118.912 | 97.135 |
| 22 | T | 21.1285 | 19.4112 | 26.8676 | 13.0482 | 80.4555 |
| | S | 103.522 | 90.903 | 81.460 | 119.870 | 95.755 |
| 23 | T | 21.2019 | 18.3072 | 26.4126 | 13.2013 | 79.1230 |
| | S | 103.164 | 96.385 | 82.863 | 118.480 | 97.367 |

Event: Cooper Tires Indy Pro 2000 GP at NJMP
Track: New Jersey Motorsports Park
Report: Section Data Report
Session: Race 1

Round 13/14/15
2.14 mile(s)
Indy Pro 2000 Championship
October 10, 2020



Section Data for Car 9 - Thompson, Parker

| Lap | T/SF to I1 | I1 to I2 | I2 to I3 | I3 to SF | Lap | |
|-----|------------|----------|----------|----------|---------|---------|
| 1 | T | 23.8387 | 18.1669 | 25.6549 | 12.7288 | 80.3893 |
| | S | 91.753 | 97.130 | 85.311 | 122.878 | 95.834 |
| 2 | T | 20.4749 | 17.2849 | 24.9252 | 12.7030 | 75.3880 |
| | S | 106.827 | 102.086 | 87.808 | 123.128 | 102.191 |
| 3 | T | 20.1405 | 17.2634 | 24.8214 | 12.6656 | 74.8909 |
| | S | 108.601 | 102.213 | 88.175 | 123.491 | 102.870 |
| 4 | T | 19.9431 | 17.1001 | 24.7289 | 12.6788 | 74.4509 |
| | S | 109.676 | 103.189 | 88.505 | 123.363 | 103.478 |
| 5 | T | 19.8532 | 17.2572 | 24.7581 | 12.6849 | 74.5534 |
| | S | 110.172 | 102.250 | 88.401 | 123.303 | 103.335 |
| 6 | T | 20.0163 | 17.1683 | 24.6889 | 12.7214 | 74.5949 |
| | S | 109.275 | 102.779 | 88.649 | 122.950 | 103.278 |
| 7 | T | 19.8306 | 17.1219 | 24.9577 | 12.7281 | 74.6383 |
| | S | 110.298 | 103.058 | 87.694 | 122.885 | 103.218 |
| 8 | T | 20.0575 | 17.3557 | 24.8319 | 12.6982 | 74.9433 |
| | S | 109.050 | 101.670 | 88.138 | 123.174 | 102.798 |
| 9 | T | 19.9534 | 17.2203 | 24.7295 | 12.6803 | 74.5835 |
| | S | 109.619 | 102.469 | 88.503 | 123.348 | 103.294 |
| 10 | T | 19.9236 | 17.1887 | 24.8987 | 12.6862 | 74.6972 |
| | S | 109.783 | 102.657 | 87.902 | 123.291 | 103.136 |
| 11 | T | 19.9491 | 17.0968 | 24.9369 | 12.7029 | 74.6857 |
| | S | 109.643 | 103.209 | 87.767 | 123.129 | 103.152 |
| 12 | T | 20.2966 | 17.1511 | 24.7687 | 12.6841 | 74.9005 |
| | S | 107.765 | 102.882 | 88.363 | 123.311 | 102.856 |
| 13 | T | 19.9863 | 17.2982 | 24.9845 | 12.6774 | 74.9464 |
| | S | 109.439 | 102.007 | 87.600 | 123.376 | 102.793 |
| 14 | T | 20.1524 | 17.1352 | 25.0603 | 12.6627 | 75.0106 |
| | S | 108.537 | 102.978 | 87.335 | 123.520 | 102.705 |
| 15 | T | 20.0916 | 17.2247 | 24.9065 | 12.7020 | 74.9248 |
| | S | 108.865 | 102.443 | 87.874 | 123.137 | 102.823 |
| 16 | T | 20.0186 | 17.2037 | 25.0315 | 12.6981 | 74.9519 |
| | S | 109.262 | 102.568 | 87.435 | 123.175 | 102.786 |
| 17 | T | 20.0422 | 17.2095 | 24.9957 | 12.6665 | 74.9139 |
| | S | 109.133 | 102.533 | 87.561 | 123.482 | 102.838 |
| 18 | T | 20.1748 | 17.4061 | 25.1981 | 12.6791 | 75.4581 |
| | S | 108.416 | 101.375 | 86.857 | 123.360 | 102.096 |
| 19 | T | 20.2723 | 17.2562 | 24.9872 | 12.7037 | 75.2194 |
| | S | 107.895 | 102.256 | 87.590 | 123.121 | 102.420 |

Event: Cooper Tires Indy Pro 2000 GP at NJMP
Track: New Jersey Motorsports Park
Report: Section Data Report
Session: Race 1

Round 13/14/15
 2.14 mile(s)
 Indy Pro 2000 Championship
 October 10, 2020



Section Data for Car 9 - Thompson, Parker

| Lap | T/SF to I1 | I1 to I2 | I2 to I3 | I3 to SF | Lap | |
|-----|------------|----------|----------|----------|---------|---------|
| 20 | T | 20.0867 | 17.1637 | 25.0005 | 12.6809 | 74.9318 |
| | S | 108.892 | 102.807 | 87.544 | 123.342 | 102.813 |
| 21 | T | 19.9779 | 17.2197 | 24.9860 | 12.6752 | 74.8588 |
| | S | 109.485 | 102.472 | 87.595 | 123.398 | 102.914 |
| 22 | T | 20.0485 | 17.2895 | 25.0240 | 12.7059 | 75.0679 |
| | S | 109.099 | 102.059 | 87.461 | 123.100 | 102.627 |
| 23 | T | 20.1326 | 17.1525 | 24.8976 | 12.6962 | 74.8789 |
| | S | 108.643 | 102.874 | 87.906 | 123.194 | 102.886 |
| 24 | T | 20.1294 | 17.1478 | 24.9763 | 12.6914 | 74.9449 |
| | S | 108.661 | 102.902 | 87.629 | 123.240 | 102.796 |
| 25 | T | 20.1992 | 17.2471 | 25.1538 | 12.7275 | 75.3276 |
| | S | 108.285 | 102.310 | 87.010 | 122.891 | 102.273 |
| 26 | T | 26.1728 | | | | |
| | S | 83.570 | | | | |

Event: Cooper Tires Indy Pro 2000 GP at NJMP

Round 13/14/15

Track: New Jersey Motorsports Park

2.14 mile(s)



Report: Section Data Report

Indy Pro 2000 Championship






Session: Race 1

October 10, 2020

Section Data for Car

Report Support Information

| Section Legend | |
|----------------|----------------|
| Name | Length |
| SF to I1 | 0.607576 miles |
| I1 to I2 | 0.490152 miles |
| I2 to I3 | 0.607955 miles |
| I3 to SF | 0.434470 miles |
| Lap | 2.140000 miles |
| SFP to I1 | 0.607576 miles |
| I3 to SFP | 0.434470 miles |

| Color Legend | |
|---|-----------------------|
|  | Fastest Lap |
|  | Section Under Caution |
|  | Section Under Green |
|  | Section Time Data |
|  | Section Speed Data |

