

Event: Cooper Tires Indy Pro 2000 Indy GP

Rounds 8/9/10

Track: Indianapolis Motor Speedway RC

2.439 mile(s)



Report: Section Data Report

Indy Pro 2000 Championship

Session: Race 1

September 3, 2020

Section Data for Car 1 - Eves, Braden (R)

Lap	T/SF to I2	I2 to I4	I4 to I6	I6 to I8	I8 to SF	Lap	
1	T	18.7057	22.2439	35.3623	28.0217	32.4128	136.7464
	S	97.576	110.378	50.902	44.673	44.679	64.209
2	T	33.7936	41.9947	32.9811	23.4529	28.2384	160.4607
	S	54.011	58.465	54.577	53.376	51.284	54.720
3	T	34.4246	46.6461	24.6064	21.8526	25.5518	153.0815
	S	53.021	52.635	73.152	57.285	56.676	57.358
4	T	32.5350	39.6766	37.7957	16.0798	13.0861	139.1732
	S	56.100	61.881	47.624	77.850	110.666	63.090
5	T	16.7205	21.3379	19.3961	12.9475	12.7616	83.1636
	S	109.161	115.064	92.802	96.684	113.480	105.580
6	T	15.6826	21.2906	19.4875	12.8257	12.7721	82.0585
	S	116.386	115.320	92.367	97.602	113.386	107.002
7	T	15.7112	21.2548	19.2884	12.9044	12.7733	81.9321
	S	116.174	115.514	93.320	97.007	113.376	107.167
8	T	15.6777	21.2957	19.3884	12.9042	12.7476	82.0136
	S	116.422	115.292	92.839	97.009	113.604	107.060
9	T	15.7143	21.3880	19.3783	12.9657	12.7104	82.1567
	S	116.151	114.795	92.887	96.548	113.937	106.874
10	T	15.8922	21.2921	19.3633	12.9863	12.7668	82.3007
	S	114.851	115.312	92.959	96.395	113.433	106.687
11	T	15.8593	21.2215	19.6223	13.2034	12.8078	82.7143
	S	115.089	115.695	91.732	94.810	113.070	106.153
12	T	15.8196	21.3856	19.3640	12.9215	12.8003	82.2910
	S	115.378	114.808	92.956	96.879	113.137	106.699
13	T	15.8441	21.4538	19.9470	13.2214	12.9437	83.4100
	S	115.199	114.443	90.239	94.681	111.883	105.268
14	T	16.4909	21.9693	19.9961	13.3217	12.9044	84.6824
	S	110.681	111.757	90.018	93.968	112.224	103.686
15	T	16.0302	21.7821	19.9185	13.0358	12.9250	83.6916
	S	113.862	112.718	90.368	96.029	112.045	104.914
16	T	16.6712	21.9841	20.6314			
	S	109.484	111.682	87.246			

Event: Cooper Tires Indy Pro 2000 Indy GP

Rounds 8/9/10

Track: Indianapolis Motor Speedway RC

2.439 mile(s)

Report: Section Data Report

Indy Pro 2000 Championship

Session: Race 1

September 3, 2020



Section Data for Car 17 - DeFrancesco, Devlin (R)

Lap	T/SF to I2	I2 to I4	I4 to I6	I6 to I8	I8 to SF	Lap	
1	T	18.5431	22.0689	34.8784	27.7639	33.7004	136.9547
	S	98.432	111.253	51.608	45.088	42.972	64.112
2	T	33.9650	41.9321	32.8981	23.5386	28.5260	160.8598
	S	53.738	58.552	54.714	53.182	50.767	54.584
3	T	35.6114	45.3085	24.1650	22.1216	25.7477	152.9542
	S	51.254	54.189	74.488	56.588	56.245	57.405
4	T	33.1716	38.8585	37.5722	16.3373	12.9653	138.9049
	S	55.024	63.184	47.908	76.623	111.697	63.212
5	T	16.5510	21.5843	22.8614	13.3642	13.2836	87.6445
	S	110.279	113.751	78.735	93.670	109.020	100.182
6	T	15.7689	21.5922	19.2932	12.9902	12.7926	82.4371
	S	115.749	113.709	93.297	96.366	113.205	106.510
7	T	15.7630	21.2823	19.3822	12.8610	12.7297	82.0182
	S	115.792	115.365	92.869	97.334	113.764	107.054
8	T	15.8186	21.3187	19.2777	12.9728	12.8599	82.2477
	S	115.385	115.168	93.372	96.496	112.612	106.756
9	T	15.7529	21.3458	19.3200	12.9009	12.7401	82.0597
	S	115.866	115.022	93.168	97.033	113.671	107.000
10	T	15.8855	21.3723	19.2256	12.8802	12.7608	82.1244
	S	114.899	114.879	93.625	97.189	113.487	106.916
11	T	16.0485	21.3646	19.4173	12.8808	12.7892	82.5004
	S	113.732	114.920	92.701	97.185	113.235	106.429
12	T	15.6921	21.3059	19.2941	13.0200	12.7369	82.0490
	S	116.315	115.237	93.293	96.146	113.700	107.014
13	T	15.8396	21.3526	19.3900	12.8485	12.7314	82.1621
	S	115.232	114.985	92.831	97.429	113.749	106.867
14	T	15.9207	21.5607	19.3572	12.9651	12.7494	82.5531
	S	114.645	113.875	92.989	96.553	113.588	106.361
15	T	15.7915	21.3647	19.4793	13.0053	12.7387	82.3795
	S	115.583	114.920	92.406	96.254	113.684	106.585
16	T	16.4684	21.8123	19.5279	12.8856	13.2890	83.9832
	S	110.832	112.562	92.176	97.149	108.976	104.549
17	T	16.8757	46.3465	37.0691	29.2507	27.8509	157.3929
	S	108.157	52.975	48.558	42.796	51.998	55.787
18	T	33.0285	40.8594	32.2940	27.4066	23.0109	156.5994
	S	55.262	60.090	55.738	45.676	62.935	56.069

Event: Cooper Tires Indy Pro 2000 Indy GP**Rounds 8/9/10****Track:** Indianapolis Motor Speedway RC**2.439 mile(s)****Report:** Section Data Report**Indy Pro 2000 Championship****Session:** Race 1**September 3, 2020****Section Data for Car 18 - McElrea, Hunter (R)**

Lap	T/SF to I2	I2 to I4	I4 to I6	I6 to I8	I8 to SF	Lap	
1	T	18.5407	21.7712	34.6168	27.4947	33.6022	136.0256
	S	98.444	112.774	51.998	45.529	43.098	64.550
2	T	33.6062	41.7800	33.4205	23.5524	28.4780	160.8371
	S	54.312	58.766	53.859	53.150	50.853	54.592
3	T	34.0793	46.2403	25.2813	21.7704	25.0768	152.4481
	S	53.558	53.097	71.199	57.501	57.750	57.596
4	T	32.1982	39.9379	38.1253	16.2690	13.0402	139.5706
	S	56.687	61.476	47.213	76.945	111.055	62.910
5	T	16.1370	21.1475	19.1577	12.7673	12.8287	82.0382
	S	113.108	116.100	93.957	98.049	112.886	107.028
6	T	15.8874	21.4152	19.5362	12.9500	12.8104	82.5992
	S	114.885	114.649	92.137	96.665	113.047	106.301
7	T	15.7381	21.3330	19.1153	12.8537	12.7869	81.8270
	S	115.975	115.091	94.165	97.390	113.255	107.304
8	T	15.6685	21.3753	19.0976	12.8957	12.8094	81.8465
	S	116.490	114.863	94.253	97.073	113.056	107.279
9	T	15.6609	21.3197	19.1785	13.1468	12.7826	82.0885
	S	116.547	115.162	93.855	95.218	113.293	106.963
10	T	16.0306	21.2615	19.1501	12.9377	12.8318	82.2117
	S	113.859	115.478	93.994	96.757	112.859	106.802
11	T	15.7616	21.3204	19.1504	12.9410	12.8459	82.0193
	S	115.802	115.159	93.993	96.733	112.735	107.053
12	T	15.9567	21.4653	19.0740	13.0184	12.7239	82.2383
	S	114.386	114.381	94.369	96.158	113.816	106.768
13	T	15.7370	21.3085	19.1419	13.0504	12.7657	82.0035
	S	115.983	115.223	94.035	95.922	113.443	107.073
14	T	15.7666	21.3783	19.1688	12.9563	12.7783	82.0483
	S	115.765	114.847	93.903	96.618	113.331	107.015
15	T	15.9398	21.5783	19.3274	12.9124	12.7610	82.5189
	S	114.508	113.782	93.132	96.947	113.485	106.405
16	T	15.8718	21.5088	19.2204	12.8871	12.7383	82.2264
	S	114.998	114.150	93.650	97.137	113.687	106.783
17	T	23.5931	46.9818	37.4283	28.8787	27.2320	164.1139
	S	77.363	52.259	48.092	43.347	53.179	53.502
18	T	33.1968	41.3091	32.8398	26.3438	23.4142	157.1037
	S	54.982	59.436	54.812	47.519	61.851	55.889

Event: Cooper Tires Indy Pro 2000 Indy GP

Rounds 8/9/10

Track: Indianapolis Motor Speedway RC

2.439 mile(s)



Report: Section Data Report

Indy Pro 2000 Championship

Session: Race 1

September 3, 2020

Section Data for Car 19 - Kaminsky, Colin (R)

Lap	T/SF to I2	I2 to I4	I4 to I6	I6 to I8	I8 to SF	Lap	
1	T	18.5112	22.4665	36.1373	27.7701	34.8255	139.7106
	S	98.601	109.284	49.810	45.078	41.584	62.847
2	T	32.9473	40.9195	33.6639	22.9698	28.9510	159.4515
	S	55.398	60.001	53.470	54.498	50.022	55.066
3	T	35.7726	45.3531	23.6939	21.5464	26.0037	152.3697
	S	51.023	54.136	75.969	58.099	55.691	57.626
4	T	34.0546	38.4222	36.6342	16.3362	12.8569	138.3041
	S	53.597	63.901	49.134	76.628	112.638	63.486
5	T	16.0469	21.6173	23.1192	13.5636	13.2786	87.6256
	S	113.743	113.577	77.857	92.292	109.061	100.204
6	T	15.9883	21.7170	20.2356	13.1781	12.6524	83.7714
	S	114.160	113.056	88.952	94.992	114.459	104.814
7	T	16.7287	21.4019	19.7230	13.0011	12.8680	83.7227
	S	109.108	114.720	91.264	96.286	112.541	104.875
8	T	16.0558	21.5340	19.2635	12.9467	12.8005	82.6005
	S	113.680	114.016	93.441	96.690	113.135	106.300
9	T	15.7672	21.3938	19.4908	12.8914	12.8319	82.3751
	S	115.761	114.763	92.351	97.105	112.858	106.590
10	T	15.7923	21.3349	20.0276	12.8548	12.8350	82.8446
	S	115.577	115.080	89.876	97.381	112.831	105.986
11	T	15.8774	21.4096	20.3722	13.1600	12.7607	83.5799
	S	114.958	114.679	88.356	95.123	113.488	105.054
12	T	15.8491	21.4137	19.3915	13.0326	12.8226	82.5095
	S	115.163	114.657	92.824	96.053	112.940	106.417
13	T	16.0609	22.1033	19.4167	13.2944	12.7670	83.6423
	S	113.644	111.080	92.704	94.161	113.432	104.976
14	T	15.8469	21.5417	19.2586	13.0376	12.7544	82.4392
	S	115.179	113.976	93.465	96.016	113.544	106.508
15	T	15.8201	21.5482	19.3894	12.9347	12.7608	82.4532
	S	115.374	113.941	92.834	96.780	113.487	106.489
16	T	15.7642	21.4086	19.3090	16.8438	15.8023	89.1279
	S	115.783	114.684	93.221	74.319	91.644	98.515
17	T	18.1907	34.0655	37.1797	30.7395	26.4769	146.6523
	S	100.338	72.074	48.414	40.723	54.696	59.872
18	T	33.6842	41.4413	31.9568	30.1351	21.1735	158.3909
	S	54.186	59.246	56.326	41.540	68.396	55.435

Event: Cooper Tires Indy Pro 2000 Indy GP

Rounds 8/9/10

Track: Indianapolis Motor Speedway RC

2.439 mile(s)



Report: Section Data Report

Indy Pro 2000 Championship

Session: Race 1

September 3, 2020

Section Data for Car 2 - Robb, Sting Ray

Lap	T/SF to I2	I2 to I4	I4 to I6	I6 to I8	I8 to SF	Lap	
1	T	18.8063	22.1621	34.7828	27.5307	33.5021	136.7840
	S	97.054	110.785	51.750	45.470	43.227	64.192
2	T	33.7552	41.9291	32.9461	22.6698	28.4608	159.7610
	S	54.072	58.557	54.635	55.220	50.883	54.960
3	T	33.8185	46.7912	25.2220	21.3853	26.5269	153.7439
	S	53.971	52.472	71.366	58.536	54.593	57.111
4	T	32.1450	39.8509	38.1098	16.6702	12.9374	139.7133
	S	56.781	61.610	47.232	75.093	111.938	62.846
5	T	15.9744	21.2525	19.1849	12.8334	12.6350	81.8802
	S	114.260	115.527	93.824	97.544	114.617	107.235
6	T	15.6844	21.0058	19.1740	12.8459	12.7427	81.4528
	S	116.372	116.883	93.877	97.449	113.648	107.797
7	T	15.6020	21.1077	19.0487	12.8801	12.7383	81.3768
	S	116.987	116.319	94.495	97.190	113.687	107.898
8	T	15.5918	21.1581	19.3510	12.9331	12.7665	81.8005
	S	117.063	116.042	93.018	96.792	113.436	107.339
9	T	15.8315	21.1619	19.4977	12.9084	12.7849	82.1844
	S	115.291	116.021	92.319	96.977	113.273	106.838
10	T	15.8806	21.1846	19.1018	12.8786	12.7776	81.8232
	S	114.934	115.897	94.232	97.201	113.338	107.309
11	T	15.8134	21.1678	19.2100	12.9397	12.8170	81.9479
	S	115.423	115.989	93.701	96.742	112.989	107.146
12	T	15.7933	21.1896	19.1453	12.9891	12.7745	81.8918
	S	115.570	115.869	94.018	96.375	113.365	107.220
13	T	15.7443	21.1749	19.1538	13.0792	12.7893	81.9415
	S	115.929	115.950	93.976	95.711	113.234	107.154
14	T	15.8193	21.2089	19.1640	12.9151	12.7601	81.8674
	S	115.380	115.764	93.926	96.927	113.493	107.251
15	T	15.7729	21.3184	19.2023	12.8922	12.7810	81.9668
	S	115.719	115.169	93.739	97.099	113.307	107.121
16	T	15.7714	21.1703	19.1412	12.9146	12.7918	81.7893
	S	115.730	115.975	94.038	96.930	113.212	107.354
17	T	26.0043	46.5220	37.7425	28.8953	27.1297	166.2938
	S	70.189	52.776	47.692	43.323	53.380	52.801
18	T	33.3038	40.9852	32.5746	25.4259	24.6446	156.9341
	S	54.805	59.905	55.258	49.234	58.763	55.950

Event: Cooper Tires Indy Pro 2000 Indy GP**Rounds 8/9/10****Track:** Indianapolis Motor Speedway RC**2.439 mile(s)****Report:** Section Data Report**Indy Pro 2000 Championship****Session:** Race 1**September 3, 2020****Section Data for Car 3 - Comeau, Antoine**

Lap	T/SF to I2	I2 to I4	I4 to I6	I6 to I8	I8 to SF	Lap	
1	T	19.0646	22.6754	36.6743	27.7946	35.6550	141.8639
	S	95.739	108.277	49.081	45.038	40.617	61.893
2	T	31.7224	42.3373	32.4512	23.1638	29.8331	159.5078
	S	57.537	57.992	55.468	54.042	48.543	55.047
3	T	36.0153	44.5157	23.4563	21.5841	26.1552	151.7266
	S	50.679	55.154	76.738	57.997	55.369	57.870
4	T	34.7154	37.5723	36.0376	16.3927	13.2125	137.9305
	S	52.577	65.347	49.948	76.364	109.607	63.658
5	T				13.0635	12.8790	83.5438
	S				95.826	112.445	105.099
6	T			19.7671	13.0382	13.0178	86.1583
	S			91.060	96.012	111.246	101.910
7	T	16.3707	21.4229	19.5266	13.0337	12.9153	83.2692
	S	111.494	114.608	92.182	96.045	112.129	105.446
8	T	15.7798	21.4971	19.4968	13.0242	13.0092	82.8071
	S	115.669	114.212	92.323	96.115	111.320	106.034
9	T	15.8318	21.5388	19.4590	12.7003	12.9839	82.5138
	S	115.289	113.991	92.502	98.566	111.537	106.411
10	T	15.9651	21.4638	19.7205	12.7828	12.9552	82.8874
	S	114.326	114.389	91.276	97.930	111.784	105.932
11	T	16.0142	21.6711	19.8399	12.9545	12.9456	83.4253
	S	113.976	113.295	90.726	96.632	111.867	105.249
12	T	15.8034	21.3829	19.6972	12.9685	12.8816	82.7336
	S	115.496	114.822	91.384	96.528	112.423	106.129
13	T	16.2508	22.8767	19.5881	12.9271	12.8658	84.5085
	S	112.316	107.324	91.893	96.837	112.561	103.900
14	T	15.8808	21.6330	19.4847	12.8542	12.8458	82.6985
	S	114.933	113.495	92.380	97.386	112.736	106.174
15	T	15.8276	21.5246	19.6245	17.6482	18.3259	176.1326
	S	115.319	114.066	91.722	70.932	79.024	49.851
16	T	19.7823	27.8063	40.5087	30.4816	24.8393	143.4182
	S	92.266	88.298	44.435	41.068	58.302	61.222
17	T	32.9064	41.2594	31.2818	30.7953	20.8969	157.1398
	S	55.467	59.507	57.541	40.650	69.301	55.876

Event: Cooper Tires Indy Pro 2000 Indy GP

Rounds 8/9/10

Track: Indianapolis Motor Speedway RC

2.439 mile(s)



Report: Section Data Report

Indy Pro 2000 Championship

Session: Race 1

September 3, 2020

Section Data for Car 36 - Loomis, Jacob (R)

Lap	T/S	I2 to I4	I4 to I6	I6 to I8	I8 to SF	Lap
1	T	36.2281	36.7547	31.9383	38.1317	184.6230
	S	67.771	48.973	39.195	37.978	47.559

Event: Cooper Tires Indy Pro 2000 Indy GP**Rounds 8/9/10****Track:** Indianapolis Motor Speedway RC**2.439 mile(s)****Report:** Section Data Report**Indy Pro 2000 Championship****Session:** Race 1**September 3, 2020****Section Data for Car 42 - Petrov, Artem**

Lap	T/SF to I2	I2 to I4	I4 to I6	I6 to I8	I8 to SF	Lap	
1	T	18.0632	22.3561	33.4855	26.0579	34.6697	134.6324
	S	101.047	109.824	53.755	48.040	41.771	65.218
2	T	33.7984	41.9143	32.4903	23.9655	28.5709	160.7394
	S	54.003	58.577	55.401	52.234	50.687	54.625
3	T	32.8517	44.6266	27.8084	22.0845	24.9586	152.3298
	S	55.560	55.017	64.729	56.683	58.023	57.641
4	T	32.3544	40.2684	38.8772	16.0241	13.3329	140.8570
	S	56.414	60.972	46.300	78.121	108.617	62.336
5	T	15.8342	21.1443	18.9363	12.7296	12.9008	81.5452
	S	115.271	116.118	95.056	98.339	112.255	107.675
6	T	15.7764	21.2421	19.1142	12.7162	12.8259	81.6748
	S	115.694	115.583	94.171	98.443	112.911	107.504
7	T	15.7838	21.1578	18.9892	12.7421	12.9105	81.5834
	S	115.639	116.044	94.791	98.243	112.171	107.625
8	T	15.8765	21.5930	19.0794	12.9049	12.9438	82.3976
	S	114.964	113.705	94.343	97.003	111.882	106.561
9	T	16.2188	21.4046	20.0347	13.1764	13.0321	83.8666
	S	112.538	114.706	89.844	95.005	111.124	104.695
10	T	16.4333	21.4452	19.4817	13.0145	12.8922	83.2669
	S	111.069	114.488	92.394	96.186	112.330	105.449
11	T	15.8474	21.3099	19.2401	12.9473	12.8456	82.1903
	S	115.175	115.215	93.555	96.686	112.738	106.830
12	T	15.8335	21.2955	19.1973	12.9650	12.8549	82.1462
	S	115.276	115.293	93.763	96.554	112.656	106.887
13	T	15.9644	21.5135	21.3862	13.2181	12.8976	84.9798
	S	114.331	114.125	84.166	94.705	112.283	103.323
14	T	16.0542	21.7476	19.2561	12.9584	12.8167	82.8330
	S	113.692	112.896	93.477	96.603	112.992	106.001
15	T	15.8591	21.3879	19.2096	12.8997	12.9107	82.2670
	S	115.090	114.795	93.703	97.042	112.169	106.731
16	T	15.8513	21.4576	19.2540	12.9453	12.9498	82.4580
	S	115.147	114.422	93.487	96.701	111.830	106.483
17	T	19.8876	47.3826	37.1710	29.3436	26.9149	160.6997
	S	91.777	51.817	48.425	42.661	53.806	54.639
18	T	33.9409	40.9547	32.2848	27.3064	22.9681	157.4549
	S	53.777	59.950	55.754	45.843	63.052	55.765

Event: Cooper Tires Indy Pro 2000 Indy GP

Rounds 8/9/10

Track: Indianapolis Motor Speedway RC

2.439 mile(s)



Report: Section Data Report

Indy Pro 2000 Championship

Session: Race 1

September 3, 2020

Section Data for Car 57 - Kaminsky, Bob

Lap	T/S	I2 to I4	I4 to I6	I6 to I8
1	T	37.7328	33.0765	31.6240
	S	65.069	54.419	39.584

Event: Cooper Tires Indy Pro 2000 Indy GP

Rounds 8/9/10

Track: Indianapolis Motor Speedway RC

2.439 mile(s)



Report: Section Data Report

Indy Pro 2000 Championship

Session: Race 1

September 3, 2020

Section Data for Car 6 - de la Vara, Moises

Lap	T/SF to I2	I2 to I4	I4 to I6	I6 to I8	I8 to SF	Lap	
1	T	18.8071	22.6195	35.0095	31.7809	34.1286	345.6227
	S	97.050	108.545	51.415	39.389	42.433	25.405
2	T		22.4579	20.2275	13.5770	18.7135	106.8073
	S		109.326	88.988	92.201	77.387	82.208
3	T	35.9696	35.2647	34.8058	17.1352	13.0146	136.1899
	S	50.744	69.623	51.716	73.055	111.274	64.472
4	T	16.1081	21.6047	21.0612	13.2884	12.9863	85.0487
	S	113.311	113.643	85.465	94.204	111.516	103.240
5	T	16.3353	21.6684	20.0155	13.0948	12.8123	83.9263
	S	111.735	113.309	89.930	95.597	113.031	104.620
6	T	15.7857	21.5944	19.5729	12.8820	13.4852	83.3202
	S	115.625	113.697	91.964	97.176	107.390	105.381
7	T	16.1831	21.7886	19.5774	13.1983	12.9029	83.6503
	S	112.786	112.684	91.943	94.847	112.237	104.966
8	T	15.9638	21.5987	19.5086	13.2718	13.0144	83.3573
	S	114.335	113.675	92.267	94.322	111.275	105.335
9	T	15.9256	21.4884	19.4678	12.8871	13.8600	83.6289
	S	114.610	114.258	92.460	97.137	104.486	104.992
10	T	16.4967	21.4854	19.4513	12.9262	12.8610	83.2206
	S	110.642	114.274	92.539	96.843	112.603	105.508
11	T	15.8574	21.5060	19.5134	12.9066	12.9670	82.7504
	S	115.103	114.165	92.244	96.991	111.682	106.107
12	T	15.8705	21.7029	19.4965	12.9747	12.9673	83.0119
	S	115.008	113.129	92.324	96.481	111.680	105.773
13	T	15.8937	21.6665	19.5114	13.0488	12.8596	82.9800
	S	114.840	113.319	92.254	95.934	112.615	105.813
14	T	15.9082	21.7577	19.5015	12.9502	13.0133	83.1309
	S	114.735	112.844	92.301	96.664	111.285	105.621
15	T	15.9517	21.5636	19.6846	16.8484	19.3949	93.4432
	S	114.422	113.860	91.442	74.299	74.668	93.965
16	T	20.7944	26.2559	39.7311	33.9825	22.7290	143.4929
	S	87.775	93.511	45.305	36.837	63.715	61.190
17	T	32.0148	41.6429	31.2141	30.9759	20.4588	156.3065
	S	57.012	58.959	57.666	40.413	70.785	56.174

Event: Cooper Tires Indy Pro 2000 Indy GP

Rounds 8/9/10

Track: Indianapolis Motor Speedway RC

2.439 mile(s)



Report: Section Data Report

Indy Pro 2000 Championship

Session: Race 1

September 3, 2020

Section Data for Car 68 - Frost, Danial

Lap	T/SF to I2	I2 to I4	I4 to I6	I6 to I8	I8 to SF	Lap	
1	T	20.0009	23.1093	36.7200	28.0245	35.1426	142.9973
	S	91.257	106.244	49.020	44.669	41.209	61.403
2	T	31.8193	42.8351	32.3120	22.7104	30.0342	159.7110
	S	57.362	57.318	55.707	55.121	48.218	54.977
3	T	36.1477	45.2070	23.0697	22.2876	25.5848	152.2968
	S	50.494	54.311	78.024	56.167	56.603	57.653
4	T	35.9834	35.9953	35.5478	16.8840	12.7322	137.1427
	S	50.724	68.210	50.636	74.142	113.742	64.024
5	T	16.3102	22.1241	20.5278	13.5485	13.4398	85.9504
	S	111.907	110.975	87.686	92.395	107.753	102.157
6	T	16.1191	21.4929	19.9507	13.1875	12.7364	83.4866
	S	113.234	114.234	90.222	94.925	113.704	105.171
7	T	15.9773	21.2668	19.2305	12.8869	12.7063	82.0678
	S	114.239	115.449	93.601	97.139	113.974	106.990
8	T	15.5596	21.3943	19.3498	12.9069	12.6825	81.8931
	S	117.306	114.761	93.024	96.988	114.187	107.218
9	T	15.5720	21.4763	19.3126	13.0223	12.6801	82.0633
	S	117.212	114.323	93.203	96.129	114.209	106.995
10	T	15.8233	21.2425	19.4165	12.9528	12.7253	82.1604
	S	115.351	115.581	92.705	96.645	113.803	106.869
11	T	15.6794	21.3161	19.3214	12.9867	12.8102	82.1138
	S	116.409	115.182	93.161	96.392	113.049	106.930
12	T	16.1502	21.3354	19.3143	12.9963	12.7186	82.5148
	S	113.016	115.078	93.195	96.321	113.863	106.410
13	T	15.7214	21.3798	19.3438	12.9995	12.7576	82.2021
	S	116.098	114.839	93.053	96.297	113.515	106.815
14	T	15.7489	21.3794	19.4088	13.0311	12.7832	82.3514
	S	115.896	114.841	92.741	96.064	113.288	106.621
15	T	15.7385	21.3858	19.4050	12.8809	12.8209	82.2311
	S	115.972	114.806	92.760	97.184	112.955	106.777
16	T	15.8355	21.6413	20.5864	13.9406	12.7434	84.7472
	S	115.262	113.451	87.436	89.797	113.642	103.607
17	T	17.7353	44.4017	37.3521	29.6886	26.8707	156.0484
	S	102.915	55.296	48.190	42.165	53.894	56.267
18	T	34.6455	40.6975	31.6415	29.5114	21.2855	157.7814
	S	52.683	60.329	56.887	42.418	68.036	55.649

Event: Cooper Tires Indy Pro 2000 Indy GP

Rounds 8/9/10

Track: Indianapolis Motor Speedway RC

2.439 mile(s)



Report: Section Data Report

Indy Pro 2000 Championship

Session: Race 1

September 3, 2020

Section Data for Car 69 - Aranda, Nate (R)

Lap	T/SF to I2	I2 to I4	I4 to I6	I6 to I8	I8 to SF	Lap	
1	T	18.3753	22.5989	36.2803	27.7170	35.1421	140.1136
	S	99.330	108.644	49.614	45.164	41.209	62.666
2	T	32.5501	41.3720	33.2538	23.1648	29.3957	159.7364
	S	56.074	59.345	54.129	54.040	49.265	54.968
3	T	36.4147	44.0907	23.7359	21.8798	25.7759	151.8970
	S	50.123	55.686	75.834	57.213	56.184	57.805
4	T	35.0433	37.4117	36.4488	16.5140	13.2267	138.6445
	S	52.085	65.627	49.384	75.803	109.489	63.330
5	T	16.8483	22.5489	20.4225	13.6376	13.3492	86.8065
	S	108.333	108.885	88.138	91.792	108.485	101.149
6	T	16.4386	21.7102	20.3993	13.1424	13.1241	84.8146
	S	111.033	113.091	88.238	95.250	110.345	103.525
7	T	16.6607	21.6410	19.7223	13.2289	12.8713	84.1242
	S	109.553	113.453	91.267	94.628	112.512	104.374
8	T	16.9794	21.7032	19.9029	13.2188	12.9043	84.7086
	S	107.497	113.127	90.439	94.700	112.225	103.654
9	T	16.0467	21.5852	19.9592	13.2497	12.9778	83.8186
	S	113.745	113.746	90.184	94.479	111.589	104.755
10	T	16.0112	21.5259	19.9519	13.1071	13.0217	83.6178
	S	113.997	114.059	90.217	95.507	111.213	105.006
11	T	15.9185	21.5585	19.9446	13.3416	12.9323	83.6955
	S	114.661	113.887	90.250	93.828	111.982	104.909
12	T	16.0763	21.6505	20.1048	13.3107	12.8919	84.0342
	S	113.535	113.403	89.531	94.046	112.333	104.486
13	T	16.1627	21.6333	20.2173	13.0951	12.8843	83.9927
	S	112.928	113.493	89.033	95.594	112.399	104.538
14	T	16.1040	21.7321	19.9124	13.2810	12.9646	83.9941
	S	113.340	112.977	90.396	94.256	111.703	104.536
15	T	16.3116	21.9836	20.1948	13.1613	12.9746	84.6259
	S	111.898	111.684	89.132	95.114	111.617	103.755
16	T	16.1866	21.7157	19.9653	16.5788	15.9215	90.3679
	S	112.762	113.062	90.156	75.507	90.958	97.163
17	T	19.6610	24.5379	38.2446	35.0269	21.8119	139.2823
	S	92.835	100.059	47.065	35.739	66.394	63.040
18	T	32.3234	41.3495	31.1708	32.4571	19.4805	156.7813
	S	56.468	59.377	57.746	38.568	74.340	56.004

Event: Cooper Tires Indy Pro 2000 Indy GP

Rounds 8/9/10

Track: Indianapolis Motor Speedway RC

2.439 mile(s)



Report: Section Data Report

Indy Pro 2000 Championship

Session: Race 1

September 3, 2020

Section Data for Car 7 - Enders, Kory

Lap	T/SF to I2	I2 to I4	I4 to I6	I6 to I8	I8 to SF	Lap	
1	T	18.4593	23.2523	36.8159	28.0367	35.4959	142.0601
	S	98.878	105.591	48.892	44.649	40.799	61.808
2	T	31.2858	42.9831	32.3572	22.3618	30.8255	159.8134
	S	58.340	57.121	55.629	55.980	46.980	54.942
3	T	36.1562	44.6740	22.7483	22.7226	25.6962	151.9973
	S	50.482	54.959	79.127	55.091	56.358	57.767
4	T	36.0639	35.6787	35.1731	17.1900	12.7968	136.9025
	S	50.611	68.815	51.175	72.822	113.167	64.136
5	T	16.0275	22.1265	20.7729	13.9016	12.8683	85.6968
	S	113.881	110.963	86.651	90.048	112.539	102.459
6	T	16.3981	22.1395	19.9211	13.4696	12.7604	84.6887
	S	111.307	110.898	90.356	92.937	113.490	103.679
7	T	16.7656	21.6444	19.9037	13.2037	12.6852	84.2026
	S	108.867	113.435	90.435	94.808	114.163	104.277
8	T	16.2319	21.8342	19.6141	12.9210	12.7155	83.3167
	S	112.447	112.449	91.771	96.882	113.891	105.386
9	T	15.9852	21.6115	19.5265	12.9045	12.8578	82.8855
	S	114.182	113.607	92.182	97.006	112.631	105.934
10	T	16.0630	21.5175	19.4916	12.8897	12.8619	82.8237
	S	113.629	114.104	92.347	97.118	112.595	106.013
11	T	15.7609	21.5024	19.4899	12.9451	12.9871	82.6854
	S	115.807	114.184	92.356	96.702	111.509	106.190
12	T	15.8547	21.3324	19.3286	12.9475	12.8358	82.2990
	S	115.122	115.094	93.126	96.684	112.824	106.689
13	T	15.8248	21.5155	19.5359	13.0752	12.8232	82.7746
	S	115.340	114.114	92.138	95.740	112.935	106.076
14	T	15.8800	21.4150	19.6351	13.1253	12.7429	82.7983
	S	114.939	114.650	91.673	95.374	113.646	106.046
15	T	15.8212	21.3744	19.7727	12.9997	12.7708	82.7388
	S	115.366	114.868	91.035	96.296	113.398	106.122
16	T	15.9176	21.3846	19.4948	18.2954	18.2725	93.3649
	S	114.667	114.813	92.332	68.423	79.255	94.044
17	T	20.2741	27.4234	40.1523	33.3596	22.1112	143.3206
	S	90.028	89.530	44.829	37.525	65.495	61.264
18	T	32.9414	41.6351	31.1865	31.1505	20.6731	157.5866
	S	55.408	58.970	57.717	40.186	70.052	55.718

Event: Cooper Tires Indy Pro 2000 Indy GP

Rounds 8/9/10

Track: Indianapolis Motor Speedway RC

2.439 mile(s)



Report: Section Data Report

Indy Pro 2000 Championship

Session: Race 1

September 3, 2020

Section Data for Car 9 - Thompson, Parker

Lap	T/SF to I2	I2 to I4	I4 to I6	I6 to I8	I8 to SF	Lap	
1	T	18.5127	21.6738	34.5459	27.1100	33.8389	135.6813
	S	98.593	113.281	52.105	46.176	42.796	64.713
2	T	33.5678	41.6550	33.2523	23.2192	28.4611	160.1554
	S	54.374	58.942	54.132	53.913	50.883	54.824
3	T	33.8620	45.7756	26.0496	21.4716	26.1019	153.2607
	S	53.902	53.636	69.099	58.301	55.482	57.291
4	T	31.8106	39.7383	38.7794	16.3435	13.2980	139.9698
	S	57.378	61.785	46.416	76.594	108.902	62.731
5	T	16.6045	21.4028	19.7542	12.9134	12.7713	83.4462
	S	109.924	114.715	91.120	96.939	113.393	105.222
6	T	15.8004	21.3112	19.2914	12.7811	12.7862	81.9703
	S	115.518	115.208	93.306	97.943	113.261	107.117
7	T	15.7773	21.2132	19.3388	12.8631	12.8332	82.0256
	S	115.687	115.741	93.077	97.319	112.847	107.045
8	T	15.7266	21.3132	19.3482	12.8870	12.7565	82.0315
	S	116.060	115.197	93.032	97.138	113.525	107.037
9	T	15.7247	21.3073	19.3377	13.0062	12.7287	82.1046
	S	116.074	115.229	93.082	96.248	113.773	106.942
10	T	15.8956	21.1502	19.4312	13.1749	12.7335	82.3854
	S	114.826	116.085	92.635	95.015	113.730	106.577
11	T	15.9490	21.2661	19.5194	13.0437	12.6995	82.4777
	S	114.441	115.453	92.216	95.971	114.035	106.458
12	T	15.7946	21.2788	19.3605	12.8895	12.7567	82.0801
	S	115.560	115.384	92.973	97.119	113.523	106.974
13	T	15.7565	21.2651	20.1293	12.9326	12.8218	82.9053
	S	115.840	115.458	89.422	96.796	112.947	105.909
14	T	15.8697	21.2953	19.4369	13.0220	12.7782	82.4021
	S	115.013	115.294	92.607	96.131	113.332	106.556
15	T	15.7695	21.3636	19.3665	12.9292	12.7679	82.1967
	S	115.744	114.926	92.944	96.821	113.424	106.822
16	T	15.7293	21.3508	19.3392	12.8673	13.3037	82.5903
	S	116.040	114.995	93.075	97.287	108.856	106.313
17	T	21.1721	47.4225	37.2777	29.1887	26.8081	161.8691
	S	86.209	51.773	48.286	42.887	54.020	54.244
18	T	33.9729	41.0776	32.4623	27.0560	23.0439	157.6127
	S	53.726	59.770	55.449	46.268	62.844	55.709

Event: Cooper Tires Indy Pro 2000 Indy GP
Track: Indianapolis Motor Speedway RC
Report: Section Data Report
Session: Race 1

Rounds 8/9/10
2.439 mile(s)








Indy Pro 2000 Championship
September 3, 2020

Section Data for Car

Report Support Information

Section Legend	
Name	Length
SF to I2	0.507008 miles
I2 to I4	0.682008 miles
I4 to I6	0.500000 miles
I6 to I8	0.347727 miles
I8 to SF	0.402273 miles
Lap	2.439000 miles

Color Legend	
	Fastest Lap
	Section Under Caution
	Section Under Green
	Section Time Data
	Section Speed Data

