

Event: Indy Pro 2000 Oval Challenge of St Louis

Round 7

Track: World Wide Technology Raceway

1.25 mile(s)



Report: Section Data Report

Indy Pro 2000 Championship

Session: Qualifications

August 28, 2020

Section Data for Car 1 - Eves, Braden (R)

Lap	T/SF to T1	T1 to SS1	SS1 to T2	T2 to BS	BS to T3	T3 to SS2	SS2 to T4	T4 to SF	Lap	PO to SF	SF to PI	
1	T	3.8543	3.3499	4.1878	4.1247	3.9122	4.6840	4.2297	3.9232	32.2658	32.4694	
	S	150.540	129.448	124.387	138.027	145.698	141.051	138.952	147.201	139.467	123.242	
2	T	3.8258	3.3078	4.1749	4.1183	3.9033	4.6923	4.2429	3.9249	32.1902		
	S	151.662	131.095	124.772	138.241	146.030	140.801	138.520	147.138	139.794		
3	T	4.1338	3.8687	4.7394	4.4598	5.1351						39.1851
	S	140.362	112.088	109.910	127.656	111.001						100.102

Event: Indy Pro 2000 Oval Challenge of St Louis

Round 7

Track: World Wide Technology Raceway

1.25 mile(s)



Report: Section Data Report

Indy Pro 2000 Championship

Session: Qualifications

August 28, 2020

Section Data for Car 17 - DeFrancesco, Devlin (R)

Lap	T/SF to T1	T1 to SS1	SS1 to T2	T2 to BS	BS to T3	T3 to SS2	SS2 to T4	T4 to SF	Lap	PO to SF	SF to PI	
1	T	3.8147	3.3339	4.0776	4.0804	3.8803	4.5815	4.1740	3.9008	31.8432	33.0380	
	S	152.103	130.069	127.749	139.525	146.896	144.206	140.807	148.047	141.317	121.121	
2	T	3.7955	3.3451	4.1172	4.0959	3.8845	4.5721	4.1675	3.9042	31.8820		
	S	152.872	129.633	126.520	138.997	146.737	144.503	141.026	147.918	141.145		
3	T	4.4012	5.0762	6.3291	6.3560	7.4244						53.3562
	S	131.834	85.425	82.304	89.572	76.774						73.515

Event: Indy Pro 2000 Oval Challenge of St Louis

Round 7

Track: World Wide Technology Raceway

1.25 mile(s)



Report: Section Data Report

Indy Pro 2000 Championship

Session: Qualifications

August 28, 2020

Section Data for Car 18 - McElrea, Hunter (R)

Lap	T/SF to T1	T1 to SS1	SS1 to T2	T2 to BS	BS to T3	T3 to SS2	SS2 to T4	T4 to SF	Lap	PO to SF	SF to PI	
1	T	3.8689	3.4164	4.2162	4.1441	3.8990	4.7694	4.2833	3.9410	32.5383	32.5272	
	S	149.972	126.928	123.549	137.380	146.191	138.525	137.214	146.536	138.299	123.023	
2	T	3.8490	3.3857	4.1479	4.1046	3.8763	4.6447	4.2926	3.9459	32.2467		
	S	150.748	128.079	125.584	138.702	147.047	142.244	136.916	146.354	139.549		
3	T	4.2685	3.9894	5.1634	6.2087	7.9914						51.8210
	S	135.932	108.697	100.885	91.697	71.327						75.693

Event: Indy Pro 2000 Oval Challenge of St Louis

Round 7

Track: World Wide Technology Raceway

1.25 mile(s)



Report: Section Data Report

Indy Pro 2000 Championship

Session: Qualifications

August 28, 2020

Section Data for Car 19 - Kaminsky, Colin (R)

Lap	T/SF to T1	T1 to SS1	SS1 to T2	T2 to BS	BS to T3	T3 to SS2	SS2 to T4	T4 to SF	Lap	PO to SF	SF to PI	
1	T	3.8884	3.3658	4.2230	4.1645	3.9205	4.7091	4.2989	3.9597	32.5299	33.9968	
	S	149.220	128.836	123.350	136.707	145.390	140.299	136.716	145.844	138.334	117.705	
2	T	3.8372	3.2876	4.1999	4.1492	3.9121	4.7330	4.3421	3.9769	32.4380		
	S	151.211	131.901	124.029	137.212	145.702	139.590	135.356	145.214	138.726		
3	T	4.4319	4.4999	5.4336	6.1425	6.9343						45.6154
	S	130.921	96.366	95.868	92.685	82.200						85.991

Event: Indy Pro 2000 Oval Challenge of St Louis

Round 7

Track: World Wide Technology Raceway

1.25 mile(s)



Report: Section Data Report

Indy Pro 2000 Championship

Session: Qualifications

August 28, 2020

Section Data for Car 2 - Robb, Sting Ray

Lap	T/SF to T1	T1 to SS1	SS1 to T2	T2 to BS	BS to T3	T3 to SS2	SS2 to T4	T4 to SF	Lap	PO to SF	SF to PI	
1	T	3.8059	3.2510	4.2503	4.1624	3.9151	4.6246	4.2203	3.9178	32.1474	32.4469	
	S	152.455	133.386	122.558	136.776	145.590	142.862	139.262	147.404	139.980	123.327	
2	T	3.8043	3.3025	4.1284	4.0961	3.8884	4.6082	4.2294	3.9194	31.9767		
	S	152.519	131.305	126.177	138.990	146.590	143.371	138.962	147.344	140.727		
3	T	3.8784	3.7850	5.0789	5.7231	7.0272						43.6502
	S	149.605	114.567	102.563	99.477	81.113						89.862

Event: Indy Pro 2000 Oval Challenge of St Louis

Round 7

Track: World Wide Technology Raceway

1.25 mile(s)



Report: Section Data Report

Indy Pro 2000 Championship

Session: Qualifications

August 28, 2020

Section Data for Car 20 - Swanson, Kody (R)

Lap	T/SF to T1	T1 to SS1	SS1 to T2	T2 to BS	BS to T3	T3 to SS2	SS2 to T4	T4 to SF	Lap	PO to SF	SF to PI	
1	T	3.9188	3.3674	4.4550	4.4649	4.0692	4.9193	4.3906	4.0237	33.6089	37.9546	
	S	148.062	128.775	116.927	127.510	140.077	134.304	133.860	143.525	133.893	105.431	
2	T	3.8907	3.4947	4.4719	4.2717	3.9910	4.8782	4.3414	4.0154	33.3550		
	S	149.132	124.084	116.485	133.277	142.821	135.436	135.377	143.821	134.912		
3	T	3.8911	3.4795	4.3356	4.2516	4.7352						41.2578
	S	149.117	124.626	120.147	133.907	120.375						95.073

Event: Indy Pro 2000 Oval Challenge of St Louis

Round 7

Track: World Wide Technology Raceway

1.25 mile(s)



Report: Section Data Report

Indy Pro 2000 Championship

Session: Qualifications

August 28, 2020

Section Data for Car 3 - Comeau, Antoine

Lap	T/SF to T1	T1 to SS1	SS1 to T2	T2 to BS	BS to T3	T3 to SS2	SS2 to T4	T4 to SF	Lap	PO to SF	SF to PI	
1	T	3.9308	3.4888	4.1563	4.1627	3.9402	4.7684	4.3838	4.0190	32.8500	34.9886	
	S	147.610	124.294	125.330	136.767	144.663	138.554	134.068	143.692	136.986	114.368	
2	T	3.8928	3.5140	4.1607	4.1483	3.9243	4.7173	4.3425	3.9993	32.6992		
	S	149.051	123.402	125.197	137.241	145.249	140.055	135.343	144.400	137.618		
3	T	4.4486	4.7190	5.8276	7.3427	7.6472						50.5227
	S	130.429	91.892	89.387	77.535	74.537						77.638

Event: Indy Pro 2000 Oval Challenge of St Louis

Round 7

Track: World Wide Technology Raceway

1.25 mile(s)



Report: Section Data Report

Indy Pro 2000 Championship

Session: Qualifications

August 28, 2020

Section Data for Car 42 - Petrov, Artem

Lap	T/SF to T1	T1 to SS1	SS1 to T2	T2 to BS	BS to T3	T3 to SS2	SS2 to T4	T4 to SF	Lap	PO to SF	SF to PI	
1	T	3.8062	3.3369	4.1358	4.0892	3.8720	4.6249	4.2287	3.9214	32.0151	32.1936	
	S	152.443	129.952	125.951	139.225	147.211	142.853	138.985	147.269	140.559	124.298	
2	T	3.7897	3.3084	4.1028	4.0653	3.8557	4.5783	4.2431	3.9056	31.8489		
	S	153.106	131.071	126.964	140.043	147.833	144.307	138.514	147.865	141.292		
3	T	4.1957	4.2374	5.2661	5.0192	6.6021						48.2009
	S	138.291	102.335	98.917	113.428	86.336						81.378

Event: Indy Pro 2000 Oval Challenge of St Louis

Round 7

Track: World Wide Technology Raceway

1.25 mile(s)



Report: Section Data Report

Indy Pro 2000 Championship

Session: Qualifications

August 28, 2020

Section Data for Car 51 - Abel, Jacob

Lap	T/SF to T1	T1 to SS1	SS1 to T2	T2 to BS	BS to T3	T3 to SS2	SS2 to T4	T4 to SF	Lap	PO to SF	SF to PI	
1	T	3.9082	3.5010	4.2786	4.2041	3.9478	4.8290	4.3730	4.0345	33.0762	34.3111	
	S	148.464	123.861	121.748	135.420	144.384	136.815	134.399	143.140	136.049	116.627	
2	T	3.8796	3.4774	4.3648	4.2462	3.9596	4.8341	4.3686	4.0440	33.1743		
	S	149.559	124.701	119.343	134.077	143.954	136.671	134.534	142.804	135.647		
3	T	4.0837	3.9837	4.7983	4.5443	5.2906						39.9191
	S	142.084	108.853	108.561	125.282	107.738						98.261

Event: Indy Pro 2000 Oval Challenge of St Louis

Round 7

Track: World Wide Technology Raceway

1.25 mile(s)



Report: Section Data Report

Indy Pro 2000 Championship

Session: Qualifications

August 28, 2020

Section Data for Car 6 - de la Vara, Moises

Lap	T/SF to T1	T1 to SS1	SS1 to T2	T2 to BS	BS to T3	T3 to SS2	SS2 to T4	T4 to SF	Lap	PO to SF	SF to PI	
1	T	3.8963	3.4377	4.2072	4.1821	3.9488	4.7582	4.3148	4.0016	32.7467	33.9115	
	S	148.918	126.141	123.814	136.132	144.348	138.851	136.212	144.317	137.418	118.001	
2	T	3.8777	3.4241	4.2130	4.1754	3.9446	4.6773	4.2532	3.9644	32.5297		
	S	149.632	126.642	123.643	136.351	144.501	141.253	138.185	145.671	138.335		
3	T	3.8953	3.6907	4.5276	4.3456	4.6042						38.0628
	S	148.956	117.494	115.052	131.010	123.800						103.053

Event: Indy Pro 2000 Oval Challenge of St Louis

Round 7

Track: World Wide Technology Raceway

1.25 mile(s)



Report: Section Data Report

Indy Pro 2000 Championship

Session: Qualifications

August 28, 2020

Section Data for Car 68 - Frost, Danial

Lap	T/SF to T1	T1 to SS1	SS1 to T2	T2 to BS	BS to T3	T3 to SS2	SS2 to T4	T4 to SF	Lap	PO to SF	SF to PI	
1	T	3.7779	3.3047	4.0390	4.0499	3.8536	4.5659	4.2181	3.8926	31.7017	31.7240	
	S	153.585	131.218	128.970	140.576	147.914	144.699	139.335	148.358	141.948	126.138	
2	T	3.7712	3.5150	4.5459	4.2370	3.9251	4.6170	4.2297	3.9007	32.7416		
	S	153.857	123.367	114.589	134.368	145.219	143.098	138.952	148.050	137.440		
3	T	4.4356	4.4649	5.6172	6.5732	7.4266						48.1841
	S	130.811	97.121	92.735	86.612	76.751						81.407

Event: Indy Pro 2000 Oval Challenge of St Louis

Round 7

Track: World Wide Technology Raceway

1.25 mile(s)



Report: Section Data Report

Indy Pro 2000 Championship

Session: Qualifications

August 28, 2020

Section Data for Car 7 - Enders, Kory

Lap	T/SF to T1	T1 to SS1	SS1 to T2	T2 to BS	BS to T3	T3 to SS2	SS2 to T4	T4 to SF	Lap	PO to SF	SF to PI	
1	T	3.8744	3.5034	4.2172	4.1608	3.9287	4.8045	4.3119	3.9874	32.7883	34.1723	
	S	149.759	123.776	123.520	136.829	145.086	137.513	136.304	144.831	137.244	117.100	
2	T	3.8652	3.4553	4.1732	4.1382	3.9137	4.7654	4.2748	3.9626	32.5484		
	S	150.116	125.499	124.822	137.576	145.642	138.641	137.486	145.738	138.256		
3	T	4.1938	3.9117	4.6672	4.4954	4.8183						37.9049
	S	138.354	110.856	111.611	126.645	118.299						103.483

Event: Indy Pro 2000 Oval Challenge of St Louis

Round 7

Track: World Wide Technology Raceway

1.25 mile(s)



Report: Section Data Report

Indy Pro 2000 Championship

Session: Qualifications

August 28, 2020

Section Data for Car 8 - Sulaiman, Manuel (R)

Lap	T/SF to T1	T1 to SS1	SS1 to T2	T2 to BS	BS to T3	T3 to SS2	SS2 to T4	T4 to SF	Lap	PO to SF	SF to PI	
1	T	3.9051	3.3948	4.1297	4.1371	3.9266	4.6797	4.2670	3.9828	32.4228	33.7210	
	S	148.582	127.735	126.137	137.613	145.164	141.180	137.738	144.998	138.791	118.668	
2	T	3.8748	3.3037	4.0328	4.0796	3.8992	4.6214	4.2569	3.9698	32.0382		
	S	149.744	131.258	129.168	139.552	146.184	142.961	138.065	145.473	140.457		
3	T	3.8735	3.4682	4.3694	5.5774	6.8599						43.3032
	S	149.794	125.032	119.218	102.076	83.092						90.582

Event: Indy Pro 2000 Oval Challenge of St Louis

Round 7

Track: World Wide Technology Raceway

1.25 mile(s)



Report: Section Data Report

Indy Pro 2000 Championship

Session: Qualifications

August 28, 2020

Section Data for Car 83 - Finelli, Charles

Lap	T/SF to T1	T1 to SS1	SS1 to T2	T2 to BS	BS to T3	T3 to SS2	SS2 to T4	T4 to SF	Lap	PO to SF	SF to PI	
1	T	4.0631	3.5947	4.3740	4.3372	4.0918	5.1378	4.4208	4.0468	34.0662	39.4711	
	S	142.804	120.632	119.092	131.264	139.303	128.592	132.946	142.705	132.096	101.380	
2	T	4.1179	3.6644	4.3452	4.2858	4.0484	5.0059	4.4019	4.0440	33.9135		
	S	140.904	118.338	119.881	132.838	140.796	131.981	133.517	142.804	132.691		
3	T	4.5252	4.8580	5.4009	4.8144	5.0025						46.4219
	S	128.221	89.262	96.449	118.253	113.943						84.497

Event: Indy Pro 2000 Oval Challenge of St Louis

Round 7

Track: World Wide Technology Raceway

1.25 mile(s)



Report: Section Data Report

Indy Pro 2000 Championship

Session: Qualifications

August 28, 2020

Section Data for Car 9 - Thompson, Parker

Lap	T/SF to T1	T1 to SS1	SS1 to T2	T2 to BS	BS to T3	T3 to SS2	SS2 to T4	T4 to SF	Lap	PO to SF	SF to PI	
1	T	3.8813	3.4549	4.1710	4.1488	3.9219	4.7364	4.2677	3.9688	32.5508	32.8815	
	S	149.493	125.513	124.888	137.225	145.338	139.490	137.715	145.510	138.245	121.697	
2	T	3.8531	3.3806	4.1224	4.1168	3.9030			3.9490	32.2214		
	S	150.587	128.272	126.361	138.291	146.042			146.240	139.659		
3	T	3.8836	3.5601	4.5679	5.3696	6.0106						40.2157
	S	149.404	121.805	114.037	106.026	94.832						97.537

Event: Indy Pro 2000 Oval Challenge of St Louis

Round 7

Track: World Wide Technology Raceway

1.25 mile(s)



Report: Section Data Report

Indy Pro 2000 Championship






Session: Qualifications

August 28, 2020

Section Data for Car

Report Support Information

Section Legend	
Name	Length
SF to T1	0.161174 miles
T1 to SS1	0.120455 miles
SS1 to T2	0.144697 miles
T2 to BS	0.158144 miles
BS to T3	0.158333 miles
T3 to SS2	0.183523 miles
SS2 to T4	0.163258 miles
T4 to SF	0.160417 miles
T1 to T2	0.265152 miles
T2 to T3	0.316477 miles
T3 to T4	0.346780 miles
Lap	1.250000 miles
PI to PO	0.297538 miles
PO to SF	1.111553 miles
SF to PI	1.089583 miles
PO to T2	0.287879 miles
T3 to PI	0.346780 miles
PO to PI	0.951136 miles

Color Legend	
	Fastest Lap
	Section Under Caution
	Section Under Green
	Section Time Data
	Section Speed Data

