

Event: Indy Pro 2000 GP of Mid-Ohio
Track: Mid-Ohio Sports Car Course
Report: Section Data Report
Session: Qualifications - Race 2

Round 3 / 4 / 5
 2.258 mile(s)
 Indy Pro 2000 Championship
 July 30, 2020



Section Data for Car 1 - Eves, Braden (R)

Lap	T/S I6 to SF	SF to I4	I4 to I6	Lap	
1	T	18.9422	34.5057	27.8646	81.3125
	S	93.694	111.978	89.385	99.970
2	T	18.3488	33.8411	27.1673	79.3572
	S	96.724	114.177	91.679	102.433
3	T	17.8936	33.3549	26.9294	78.1779
	S	99.185	115.841	92.489	103.978
4	T	17.8350	33.5263	26.8249	78.1862
	S	99.511	115.249	92.850	103.967
5	T	17.6777	33.2702	26.5711	77.5190
	S	100.396	116.136	93.736	104.862
6	T			28.9747	218.6619
	S			85.961	37.175
7	T	18.4666	33.7935	26.9359	79.1960
	S	96.107	114.337	92.467	102.642
8	T	17.7133	33.1041	26.4402	77.2576
	S	100.194	116.719	94.201	105.217
9	T	17.5137	32.8372	26.3097	76.6606
	S	101.336	117.667	94.668	106.036
10	T	17.3992	33.0770	26.0683	76.5445
	S	102.003	116.814	95.544	106.197
11	T	17.4021	32.7851	26.0224	76.2096
	S	101.986	117.854	95.713	106.664
12	T	17.3760	32.7801	26.1445	76.3006
	S	102.139	117.872	95.266	106.537
13	T	18.6568	38.7330	29.4252	86.8150
	S	95.127	99.756	84.645	93.634

Event: Indy Pro 2000 GP of Mid-Ohio

Round 3 / 4 / 5

Track: Mid-Ohio Sports Car Course

2.258 mile(s)



Report: Section Data Report

Indy Pro 2000 Championship

Session: Qualifications - Race 2

July 30, 2020

Section Data for Car 17 - DeFrancesco, Devlin (R)

Lap	T/S I6 to SF	SF to I4	I4 to I6	Lap	
1	T	19.3340	34.4116	27.7300	81.4756
	S	91.795	112.284	89.819	99.770
2	T	18.6097	33.6646	31.2131	83.4874
	S	95.368	114.775	79.796	97.366
3	T	18.3045	33.7129	27.0518	79.0692
	S	96.958	114.611	92.071	102.806
4	T	18.0092	33.4258	27.0972	78.5322
	S	98.548	115.595	91.917	103.509
5	T	19.4798	39.9286	27.9718	87.3802
	S	91.108	96.769	89.043	93.028
6	T	17.9858	33.4160	26.7589	78.1607
	S	98.676	115.629	93.079	104.001
7	T			28.1345	263.5187
	S			88.528	30.847
8	T	18.2494	33.7301	26.8759	78.8554
	S	97.251	114.552	92.673	103.085
9	T	17.8787	33.2761	26.7139	77.8687
	S	99.267	116.115	93.235	104.391
10	T	17.5654	33.3211	26.3445	77.2310
	S	101.038	115.958	94.543	105.253
11	T	17.5607	33.1925	26.3464	77.0996
	S	101.065	116.408	94.536	105.432
12	T	17.5363	33.0040	26.2743	76.8146
	S	101.206	117.073	94.795	105.824

Event: Indy Pro 2000 GP of Mid-Ohio
Track: Mid-Ohio Sports Car Course
Report: Section Data Report
Session: Qualifications - Race 2

Round 3 / 4 / 5
 2.258 mile(s)
 Indy Pro 2000 Championship
 July 30, 2020



Section Data for Car 18 - McElrea, Hunter (R)

Lap	T/S I6 to SF	SF to I4	I4 to I6	Lap	
1	T	19.1955	34.3756	31.0258	84.5969
	S	92.458	112.401	80.278	96.089
2	T	18.6147	33.8411	27.7593	80.2151
	S	95.343	114.177	89.724	101.338
3	T	18.3342	33.6850	28.7564	80.7756
	S	96.801	114.706	86.613	100.634
4	T	17.9619	33.3688	27.0453	78.3760
	S	98.808	115.793	92.093	103.715
5	T	17.8601	33.3086	26.9979	78.1666
	S	99.371	116.002	92.255	103.993
6	T			29.0307	163.9329
	S			85.795	49.586
7	T	18.5543	36.0820	28.1490	82.7853
	S	95.653	107.086	88.482	98.191
8	T	18.2061	33.6364	34.3303	86.1728
	S	97.482	114.871	72.551	94.331
9	T	18.0039	33.3425	26.9368	78.2832
	S	98.577	115.884	92.464	103.838
10	T	17.6584	33.0507	26.5660	77.2751
	S	100.506	116.907	93.754	105.193
11	T	17.4982	32.8647	26.2682	76.6311
	S	101.426	117.569	94.817	106.077
12	T	17.4822	33.1752	27.5933	78.2507
	S	101.519	116.468	90.264	103.881
13	T	17.4950	32.7895	26.2561	76.5406
	S	101.445	117.838	94.861	106.202
14	T	17.6566	33.0615	28.7675	79.4856
	S	100.516	116.869	86.580	102.268

Event: Indy Pro 2000 GP of Mid-Ohio
Track: Mid-Ohio Sports Car Course
Report: Section Data Report
Session: Qualifications - Race 2

Round 3 / 4 / 5
 2.258 mile(s)
 Indy Pro 2000 Championship
 July 30, 2020



Section Data for Car 19 - Kaminsky, Colin (R)

Lap	T/S I6 to SF	SF to I4	I4 to I6	Lap	
1	T	19.5326	34.9347	30.7229	85.1902
	S	90.862	110.602	81.069	95.419
2	T	18.7332	34.1069	27.4004	80.2405
	S	94.739	113.287	90.899	101.305
3	T	18.0869	33.5668	27.5122	79.1659
	S	98.125	115.110	90.530	102.681
4	T	17.9997	33.9641	27.0584	79.0222
	S	98.600	113.763	92.048	102.867
5	T			29.2632	190.5470
	S			85.113	42.660
6	T	18.7676	34.4173	27.6406	80.8255
	S	94.566	112.265	90.110	100.572
7	T	18.1447	33.5533	26.6741	78.3721
	S	97.812	115.156	93.375	103.721
8	T	17.8408	33.2623	26.4216	77.5247
	S	99.478	116.163	94.267	104.854
9	T	17.6513	37.5513	29.1565	84.3591
	S	100.546	102.896	85.425	96.359
10	T	17.7317	33.1658	26.4446	77.3421
	S	100.090	116.501	94.185	105.102
11	T	17.6749	33.0876	26.2357	76.9982
	S	100.412	116.777	94.935	105.571
12	T	17.5603	33.0289	33.6865	84.2757
	S	101.067	116.984	73.937	96.455
13	T	17.7836	33.2807	29.6023	80.6666
	S	99.798	116.099	84.138	100.770

Event: Indy Pro 2000 GP of Mid-Ohio
Track: Mid-Ohio Sports Car Course
Report: Section Data Report
Session: Qualifications - Race 2

Round 3 / 4 / 5
2.258 mile(s)
Indy Pro 2000 Championship
July 30, 2020



Section Data for Car 2 - Robb, Sting Ray

Lap	T/S I6 to SF	SF to I4	I4 to I6	Lap	
1	T	18.9255	34.3932	27.5841	80.9028
	S	93.777	112.344	90.294	100.476
2	T	18.3194	33.8254	27.0340	79.1788
	S	96.879	114.230	92.131	102.664
3	T	17.9383	33.3592	26.9728	78.2703
	S	98.938	115.826	92.340	103.855
4	T	17.8343	33.4288	26.5372	77.8003
	S	99.515	115.585	93.856	104.483
5	T			28.3612	275.3538
	S			87.820	29.521
6	T	18.5384	33.8398	31.0930	83.4712
	S	95.735	114.181	80.104	97.384
7	T	18.2024	33.4224	26.5018	78.1266
	S	97.502	115.607	93.982	104.047
8	T	17.6763	32.9233	26.2188	76.8184
	S	100.404	117.360	94.996	105.818
9	T	17.4967	32.8576	26.1073	76.4616
	S	101.435	117.594	95.402	106.312
10	T	17.4437	32.8818	25.9521	76.2776
	S	101.743	117.508	95.972	106.569
11	T	17.4706	33.1460	26.4792	77.0958
	S	101.586	116.571	94.062	105.438
12	T	17.3942	32.8007	26.0355	76.2304
	S	102.032	117.798	95.665	106.635

Event: Indy Pro 2000 GP of Mid-Ohio
Track: Mid-Ohio Sports Car Course
Report: Section Data Report
Session: Qualifications - Race 2

Round 3 / 4 / 5
 2.258 mile(s)
 Indy Pro 2000 Championship
 July 30, 2020



Section Data for Car 3 - Comeau, Antoine

Lap	T/S I6 to SF	SF to I4	I4 to I6	Lap	
1	T	19.9173	35.6045	28.9524	84.4742
	S	89.107	108.522	86.027	96.228
2	T	18.7549	34.1668	27.4576	80.3793
	S	94.630	113.088	90.710	101.131
3	T	18.0542	34.2807	27.2931	79.6280
	S	98.302	112.713	91.257	102.085
4	T	17.8708	33.5115	26.9668	78.3491
	S	99.311	115.300	92.361	103.751
5	T	17.7492	33.8357	26.9208	78.5057
	S	99.992	114.195	92.519	103.544
6	T			33.8489	303.8217
	S			73.582	26.755
7	T	19.5741	41.4274	28.6412	89.6427
	S	90.669	93.268	86.962	90.680
8	T	18.2396	33.7941	27.0604	79.0941
	S	97.303	114.335	92.042	102.774
9	T	17.9218	33.5481	26.9131	78.3830
	S	99.029	115.174	92.545	103.706
10	T	17.6918	33.2877	26.8344	77.8139
	S	100.316	116.075	92.817	104.465
11	T	17.6174	33.3796	26.7936	77.7906
	S	100.740	115.755	92.958	104.496
12	T	17.6787	33.2647	26.6057	77.5491
	S	100.390	116.155	93.615	104.821

Event: Indy Pro 2000 GP of Mid-Ohio

Round 3 / 4 / 5

Track: Mid-Ohio Sports Car Course

2.258 mile(s)



Report: Section Data Report

Indy Pro 2000 Championship

Session: Qualifications - Race 2

July 30, 2020

Section Data for Car 36 - Loomis, Jacob (R)

Lap	T/S I6 to SF	SF to I4	I4 to I6	Lap	
1	T	19.9995	35.1658	28.2442	83.4095
	S	88.741	109.876	88.184	97.457
2	T	18.5582	35.3429	34.0903	87.9914
	S	95.633	109.325	73.061	92.382
3	T			28.7742	478.2469
	S			86.560	16.997
4	T	18.3519	34.2182	27.3011	79.8712
	S	96.708	112.918	91.230	101.774
5	T	17.8150	33.6736	27.0654	78.5540
	S	99.622	114.745	92.025	103.480
6	T	17.7174	33.4748	26.7755	77.9677
	S	100.171	115.426	93.021	104.259
7	T	17.6442	33.2846	26.6694	77.5982
	S	100.587	116.086	93.391	104.755
8	T	17.6842	33.6370	26.6050	77.9262
	S	100.359	114.869	93.617	104.314
9	T	17.5407	33.2794	26.6165	77.4366
	S	101.180	116.104	93.577	104.974
10	T	17.6110	33.2369	26.5321	77.3800
	S	100.776	116.252	93.874	105.050

Event: Indy Pro 2000 GP of Mid-Ohio
Track: Mid-Ohio Sports Car Course
Report: Section Data Report
Session: Qualifications - Race 2

Round 3 / 4 / 5
 2.258 mile(s)
 Indy Pro 2000 Championship
 July 30, 2020



Section Data for Car 37 - Cook, Sabre (R)

Lap	T/S I6 to SF	SF to I4	I4 to I6	Lap	
1	T	20.2009	35.3852	28.9026	84.4887
	S	87.856	109.194	86.175	96.212
2	T	18.8289	34.6337	28.0670	81.5296
	S	94.258	111.564	88.741	99.704
3	T	18.6210	34.3262	27.8224	80.7696
	S	95.310	112.563	89.521	100.642
4	T	18.3988	34.2946	27.9609	80.6543
	S	96.461	112.667	89.077	100.786
5	T	19.1820	34.3155	27.6055	81.1030
	S	92.523	112.598	90.224	100.228
6	T			29.5827	221.6259
	S			84.194	36.678
7	T	18.8688	34.5794	27.7391	81.1873
	S	94.059	111.739	89.790	100.124
8	T	18.2386	34.2843	27.2991	79.8220
	S	97.309	112.701	91.237	101.837
9	T	18.1919	33.9921	27.1426	79.3266
	S	97.558	113.669	91.763	102.473
10	T	18.0422	33.7088	26.9004	78.6514
	S	98.368	114.625	92.589	103.352
11	T	17.9189	34.2462	27.2775	79.4426
	S	99.045	112.826	91.309	102.323
12	T	17.9993	33.7070	26.9210	78.6273
	S	98.602	114.631	92.518	103.384
13	T	17.9230	33.7117	26.8528	78.4875
	S	99.022	114.615	92.753	103.568

Event: Indy Pro 2000 GP of Mid-Ohio

Round 3 / 4 / 5

Track: Mid-Ohio Sports Car Course

2.258 mile(s)



Report: Section Data Report

Indy Pro 2000 Championship

Session: Qualifications - Race 2

July 30, 2020

Section Data for Car 42 - Petrov, Artem

Lap	T/S I6 to SF	SF to I4	I4 to I6	Lap	
1	T	19.0638	34.1005	28.0960	81.2603
	S	93.096	113.308	88.649	100.034
2	T	18.5941	33.3841	27.1199	79.0981
	S	95.448	115.740	91.840	102.769
3	T	18.0618	33.3642	26.7967	78.2227
	S	98.261	115.809	92.947	103.919
4	T	17.9548	33.0545	26.6327	77.6420
	S	98.847	116.894	93.520	104.696
5	T			28.1884	280.5200
	S			88.358	28.978
6	T	18.4144	33.6316	30.6034	82.6494
	S	96.380	114.888	81.386	98.353
7	T	18.1953	33.3265	26.6280	78.1498
	S	97.540	115.940	93.536	104.016
8	T	18.7530	32.9819	26.4447	78.1796
	S	94.639	117.151	94.185	103.976
9	T	17.4711	35.0787	28.3539	80.9037
	S	101.583	110.148	87.843	100.475
10	T	17.6597	33.0038	26.2307	76.8942
	S	100.498	117.073	94.953	105.714
11	T	17.5692	32.7807	26.0779	76.4278
	S	101.016	117.870	95.509	106.359
12	T	17.5063	32.7288	26.1389	76.3740
	S	101.379	118.057	95.286	106.434

Event: Indy Pro 2000 GP of Mid-Ohio
Track: Mid-Ohio Sports Car Course
Report: Section Data Report
Session: Qualifications - Race 2

Round 3 / 4 / 5
 2.258 mile(s)
 Indy Pro 2000 Championship
 July 30, 2020



Section Data for Car 57 - Kaminsky, Bob

Lap	T/S I6 to SF	SF to I4	I4 to I6	Lap	
1	T	21.1080	51.3379	31.2213	103.6672
	S	84.081	75.263	79.775	78.412
2	T			30.8435	140.6347
	S			80.752	57.801
3	T	19.4197	35.4728	28.6165	83.5090
	S	91.390	108.925	87.037	97.340
4	T	19.6236	35.1064	28.0973	82.8273
	S	90.441	110.062	88.645	98.142
5	T	18.8519	34.8238	27.8743	81.5500
	S	94.143	110.955	89.354	99.679
6	T			30.5446	189.6355
	S			81.542	42.865
7	T	19.6214	35.6153	28.5165	83.7532
	S	90.451	108.489	87.342	97.057
8	T	18.6212	34.6780	27.9246	81.2238
	S	95.309	111.421	89.193	100.079
9	T	18.5197	34.1955	27.4351	80.1503
	S	95.832	112.993	90.784	101.419
10	T	18.4763	34.5164	27.8764	80.8691
	S	96.057	111.943	89.347	100.518
11	T	18.3991	34.1532	27.1711	79.7234
	S	96.460	113.133	91.667	101.963
12	T	18.5706	34.6772	28.1325	81.3803
	S	95.569	111.424	88.534	99.887

Event: Indy Pro 2000 GP of Mid-Ohio
Track: Mid-Ohio Sports Car Course
Report: Section Data Report
Session: Qualifications - Race 2

Round 3 / 4 / 5
 2.258 mile(s)
 Indy Pro 2000 Championship
 July 30, 2020



Section Data for Car 6 - de la Vara, Moises

Lap	T/S I6 to SF	SF to I4	I4 to I6	Lap	
1	T	19.7630	35.0127	28.6437	83.4194
	S	89.803	110.356	86.954	97.445
2	T	19.0610	34.3350	28.0991	81.4951
	S	93.110	112.534	88.639	99.746
3	T	18.4761	34.0611	32.8249	85.3621
	S	96.058	113.439	75.878	95.227
4	T	18.1302	34.0573	27.3884	79.5759
	S	97.890	113.452	90.939	102.152
5	T			29.4116	278.0019
	S			84.684	29.240
6	T	19.2140	34.6864	28.1349	82.0353
	S	92.369	111.394	88.526	99.089
7	T	18.4441	33.9689	27.1437	79.5567
	S	96.224	113.747	91.759	102.176
8	T	17.9241	33.4669	26.7561	78.1471
	S	99.016	115.453	93.088	104.019
9	T	17.6451	33.3583	26.7329	77.7363
	S	100.582	115.829	93.169	104.569
10	T	17.9368	33.8626	26.5340	78.3334
	S	98.946	114.104	93.868	103.772
11	T	17.6723	33.7566	26.8410	78.2699
	S	100.427	114.462	92.794	103.856
12	T	17.8314	33.4978	26.4306	77.7598
	S	99.531	115.347	94.235	104.537

Event: Indy Pro 2000 GP of Mid-Ohio
Track: Mid-Ohio Sports Car Course
Report: Section Data Report
Session: Qualifications - Race 2

Round 3 / 4 / 5
2.258 mile(s)
Indy Pro 2000 Championship
July 30, 2020



Section Data for Car 68 - Frost, Danial

Lap	T/S I6 to SF	SF to I4	I4 to I6	Lap	
1	T	18.8260	34.4028	27.8803	81.1091
	S	94.272	112.312	89.335	100.221
2	T	18.2741	33.7910	27.1794	79.2445
	S	97.120	114.346	91.639	102.579
3	T	18.0817	33.3895	27.0194	78.4906
	S	98.153	115.721	92.181	103.564
4	T	17.7571	33.4193	26.7967	77.9731
	S	99.947	115.618	92.947	104.251
5	T			31.0682	264.1801
	S			80.168	30.770
6	T	18.3202	33.7715	29.1043	81.1960
	S	96.875	114.412	85.578	100.113
7	T	17.8841	33.1557	26.5923	77.6321
	S	99.237	116.537	93.662	104.709
8	T	17.6047	32.9886	26.3424	76.9357
	S	100.812	117.127	94.550	105.657
9	T	17.4108	33.0175	26.2965	76.7248
	S	101.935	117.025	94.715	105.947
10	T	17.3600	32.7923	26.2347	76.3870
	S	102.233	117.828	94.938	106.416
11	T	17.6053	32.9013	28.3965	78.9031
	S	100.809	117.438	87.711	103.023
12	T	17.4253	32.7198	26.1130	76.2581
	S	101.850	118.089	95.381	106.596

Event: Indy Pro 2000 GP of Mid-Ohio
Track: Mid-Ohio Sports Car Course
Report: Section Data Report
Session: Qualifications - Race 2

Round 3 / 4 / 5
 2.258 mile(s)
 Indy Pro 2000 Championship
 July 30, 2020



Section Data for Car 69 - Aranda, Nate (R)

Lap	T/S I6 to SF	SF to I4	I4 to I6	Lap	
1	T	19.2539	34.8345	28.6424	82.7308
	S	92.177	110.921	86.958	98.256
2	T	18.8773	34.6045	28.0528	81.5346
	S	94.016	111.658	88.785	99.698
3	T	18.5597	34.2394	27.7770	80.5761
	S	95.625	112.848	89.667	100.884
4	T	18.4213	34.1976	27.5426	80.1615
	S	96.344	112.986	90.430	101.405
5	T	18.3432	33.9310	27.5007	79.7749
	S	96.754	113.874	90.568	101.897
6	T			28.8843	246.3479
	S			86.230	32.997
7	T	18.6691	34.0586	27.6537	80.3814
	S	95.065	113.448	90.067	101.128
8	T	18.2751	33.6478	27.4829	79.4058
	S	97.114	114.833	90.627	102.370
9	T	18.0479	33.5911	26.9923	78.6313
	S	98.337	115.026	92.274	103.379
10	T	17.8378	33.6668	26.9168	78.4214
	S	99.495	114.768	92.533	103.655
11	T	17.9051	33.2810	26.4845	77.6706
	S	99.121	116.098	94.043	104.657
12	T	17.7735	33.4703	26.7445	77.9883
	S	99.855	115.442	93.129	104.231
13	T	17.8256	33.3326	27.5405	78.6987
	S	99.563	115.918	90.437	103.290

Event: Indy Pro 2000 GP of Mid-Ohio

Round 3 / 4 / 5

Track: Mid-Ohio Sports Car Course

2.258 mile(s)



Report: Section Data Report

Indy Pro 2000 Championship

Session: Qualifications - Race 2

July 30, 2020

Section Data for Car 7 - Enders, Kory

Lap	T/S I4 to I6	
1	T	51.4150
	S	48.443

Event: Indy Pro 2000 GP of Mid-Ohio

Round 3 / 4 / 5

Track: Mid-Ohio Sports Car Course

2.258 mile(s)



Report: Section Data Report

Indy Pro 2000 Championship

Session: Qualifications - Race 2

July 30, 2020

Section Data for Car 8 - Sulaiman, Manuel (R)

Lap	T/S I6 to SF	SF to I4	I4 to I6	Lap	
1	T	19.7140	35.2138	28.1475	83.0753
	S	90.026	109.726	88.487	97.849
2	T	18.4992	34.1183	27.2419	79.8594
	S	95.938	113.249	91.428	101.789
3	T	18.1599	33.7214	27.0150	78.8963
	S	97.730	114.582	92.196	103.031
4	T	17.9926	33.5609	26.8836	78.4371
	S	98.639	115.130	92.647	103.635
5	T			34.5062	323.3443
	S			72.181	25.140
6	T	20.2901	34.2321	27.0846	81.6068
	S	87.470	112.873	91.959	99.609
7	T	17.7261	33.1312	26.5001	77.3574
	S	100.122	116.623	93.988	105.081
8	T	17.6221	32.9472	26.2887	76.8580
	S	100.713	117.274	94.743	105.764
9	T	17.5257	32.9620	26.2303	76.7180
	S	101.267	117.222	94.954	105.957
10	T	17.4075	35.0444	27.4141	79.8660
	S	101.954	110.256	90.854	101.780
11	T	17.5468	32.9644	26.1930	76.7042
	S	101.145	117.213	95.090	105.976

Event: Indy Pro 2000 GP of Mid-Ohio

Round 3 / 4 / 5

Track: Mid-Ohio Sports Car Course

2.258 mile(s)



Report: Section Data Report

Indy Pro 2000 Championship

Session: Qualifications - Race 2

July 30, 2020

Section Data for Car 83 - Finelli, Charles

Lap	T/S I6 to SF	SF to I4	I4 to I6	Lap	
1	T	22.4314	39.8747	32.6469	94.9530
	S	79.120	96.900	76.292	85.609
2	T	20.6144	36.1352	29.4849	86.2345
	S	86.094	106.928	84.473	94.264
3	T	19.2606	35.1948	28.5437	82.9991
	S	92.145	109.785	87.259	97.938
4	T	19.0133	35.0974	28.9701	83.0808
	S	93.344	110.090	85.974	97.842
5	T	19.1139	34.6624	28.4824	82.2587
	S	92.852	111.471	87.446	98.820
6	T	18.8772	35.1994	28.2377	82.3143
	S	94.017	109.771	88.204	98.753
7	T	19.1278	35.1089	28.8220	83.0587
	S	92.785	110.054	86.416	97.868
8	T	18.9424	34.8302	28.4387	82.2113
	S	93.693	110.934	87.581	98.877
9	T	18.7350	34.7098	28.1548	81.5996
	S	94.730	111.319	88.464	99.618
10	T	18.6510	34.6424	28.0744	81.3678
	S	95.157	111.536	88.717	99.902
11	T	18.5983	34.1176	27.9330	80.6489
	S	95.427	113.251	89.166	100.792
12	T	18.6497	34.3354	28.0524	81.0375
	S	95.164	112.533	88.787	100.309
13	T	18.7332	34.9167	28.1118	81.7617
	S	94.739	110.659	88.599	99.421

Event: Indy Pro 2000 GP of Mid-Ohio
Track: Mid-Ohio Sports Car Course
Report: Section Data Report
Session: Qualifications - Race 2

Round 3 / 4 / 5
 2.258 mile(s)
 Indy Pro 2000 Championship
 July 30, 2020



Section Data for Car 9 - Thompson, Parker

Lap	T/S I6 to SF	SF to I4	I4 to I6	Lap	
1	T	19.4675	34.6207	28.1507	82.2389
	S	91.166	111.606	88.477	98.844
2	T	18.2030	33.9831	27.1293	79.3154
	S	97.499	113.700	91.808	102.487
3	T	17.8372	33.3408	26.8436	78.0216
	S	99.498	115.890	92.785	104.187
4	T	17.7780	33.4303	27.0141	78.2224
	S	99.830	115.580	92.199	103.919
5	T			28.4825	264.8710
	S			87.446	30.690
6	T	18.2377	37.0621	27.4045	82.7043
	S	97.313	104.254	90.886	98.288
7	T	17.7658	33.2969	26.4856	77.5483
	S	99.898	116.043	94.039	104.822
8	T	17.5863	33.2306	26.4247	77.2416
	S	100.918	116.274	94.256	105.239
9	T	18.2968	38.0164	27.3093	83.6225
	S	96.999	101.637	91.203	97.208
10	T	17.5957	32.9384	26.0819	76.6160
	S	100.864	117.306	95.495	106.098
11	T	17.4413	33.0005	29.9509	80.3927
	S	101.757	117.085	83.159	101.114
12	T	17.5814	32.9322	26.1818	76.6954
	S	100.946	117.328	95.130	105.988

Event: Indy Pro 2000 GP of Mid-Ohio
Track: Mid-Ohio Sports Car Course
Report: Section Data Report
Session: Qualifications - Race 2

Round 3 / 4 / 5
2.258 mile(s)








Indy Pro 2000 Championship
July 30, 2020

Section Data for Car

Report Support Information

Section Legend	
Name	Length
I6 to SF	0.492992 miles
SF to I4	1.073295 miles
I4 to I6	0.691856 miles
Lap	2.258000 miles
SFP to I4	1.073295 miles
I6 to SFP	0.492992 miles

Color Legend	
	Fastest Lap
	Section Under Caution
	Section Under Green
	Section Time Data
	Section Speed Data

