

Event: Indy Pro 2000 GP by Andersen Companies

Round 14/15/16

Track: New Jersey Motorsports Park

2.14 mile(s)



Report: Section Data Report

Indy Pro 2000 Championship

Session: Qualifications - Race 2

August 29, 2021

Section Data for Car 1 - Rasmussen, Christian (R)

Lap	T/S	I3 to SF	SF to I1	I1 to I2	I2 to I3	Lap
1	T	15.0413	26.1964	32.1379	32.3756	305.0407
	S	103.986	83.495	54.905	67.601	25.256
2	T	14.7471	24.4306	20.9064	30.5018	90.5859
	S	106.061	89.530	84.402	71.754	85.046
3	T	14.4539	23.0931	20.4534	29.6661	87.6665
	S	108.212	94.715	86.271	73.776	87.878
4	T	13.9430	22.4638	20.2651	30.0100	86.6819
	S	112.178	97.369	87.073	72.930	88.877
5	T	13.9434	21.9096	19.9878	29.1950	85.0358
	S	112.174	99.832	88.281	74.966	90.597
6	T	13.9072	21.6211	19.9500	28.8328	84.3111
	S	112.466	101.164	88.448	75.908	91.376
7	T	13.9649	21.7593	19.7718	34.4686	89.9646
	S	112.002	100.521	89.246	63.497	85.634
8	T	14.9452	21.9134	19.8269	29.1187	85.8042
	S	104.655	99.814	88.998	75.163	89.786
9	T	14.1548	24.6239	19.9584	29.0293	87.7664
	S	110.499	88.827	88.411	75.394	87.778
10	T	13.8002	21.5692	19.7229	32.1696	87.2619
	S	113.338	101.407	89.467	68.034	88.286
11	T	15.5742	21.9248	19.6744	28.7418	85.9152
	S	100.428	99.762	89.687	76.148	89.670
12	T	13.9418	21.8677	19.6924	28.9466	84.4485
	S	112.187	100.023	89.605	75.609	91.227
13	T	13.9804	21.7392	19.4908	28.8889	84.0993
	S	111.877	100.614	90.532	75.760	91.606

Event: Indy Pro 2000 GP by Andersen Companies

Round 14/15/16

Track: New Jersey Motorsports Park

2.14 mile(s)



Report: Section Data Report

Indy Pro 2000 Championship

Session: Qualifications - Race 2

August 29, 2021

Section Data for Car 18 - McElrea, Hunter

Lap	T/S I3 to SF	SF to I1	I1 to I2	I2 to I3	Lap	
1	T		21.6678	30.7066	291.9408	
	S		81.436	71.276	26.389	
2	T	15.0626	25.3823	20.7854	30.5585	91.7888
	S	103.839	86.173	84.894	71.621	83.932
3	T	14.6295	23.9673	20.3529	34.5234	93.4731
	S	106.913	91.261	86.697	63.396	82.419
4	T	14.3547	22.8512	33.0657	30.4263	100.6979
	S	108.960	95.718	53.365	71.932	76.506
5	T	14.2479	22.6968	20.2233	29.4413	86.6093
	S	109.777	96.369	87.253	74.339	88.951
6	T	14.3860	22.6185	19.9147	28.9113	85.8305
	S	108.723	96.703	88.605	75.702	89.758
7	T	13.9325	22.0653	19.8883	28.5534	84.4395
	S	112.262	99.127	88.723	76.651	91.237
8	T	13.9402	21.4911	19.7985	29.5817	84.8115
	S	112.200	101.776	89.125	73.986	90.837
9	T	13.8625	21.3048	19.7951	28.5016	83.4640
	S	112.829	102.666	89.141	76.790	92.303
10	T	13.7234	20.9641	19.4818	28.2780	82.4473
	S	113.973	104.334	90.574	77.397	93.442
11	T	13.7641	21.1743	19.5799	28.4498	82.9681
	S	113.636	103.298	90.120	76.930	92.855
12	T	13.9343	21.1696	19.3091	28.0317	82.4447
	S	112.248	103.321	91.384	78.077	93.444
13	T	13.7208	20.9911	19.3219	28.1757	82.2095
	S	113.994	104.200	91.324	77.678	93.712

Event: Indy Pro 2000 GP by Andersen Companies

Round 14/15/16

Track: New Jersey Motorsports Park

2.14 mile(s)



Report: Section Data Report

Indy Pro 2000 Championship

Session: Qualifications - Race 2

August 29, 2021

Section Data for Car 21 - Simpson, Kyffin (R)

Lap	T/S I3 to SF	SF to I1	I1 to I2	I2 to I3	Lap	
1	T	16.8042	27.9792	22.6315	32.6671	100.0820
	S	93.077	78.175	77.969	66.998	76.977
2	T	15.7583	25.8069	21.7422	31.9825	95.2899
	S	99.255	84.755	81.158	68.432	80.848
3	T	15.3089	24.5413	21.7528	31.1472	92.7502
	S	102.169	89.126	81.118	70.268	83.062
4	T	15.1106	24.5031	21.3001	30.3335	91.2473
	S	103.510	89.265	82.842	72.152	84.430
5	T	14.9589	23.8519	21.3677	29.7310	89.9095
	S	104.559	91.702	82.580	73.615	85.686
6	T	14.5579	22.8486	20.3831	29.2475	87.0371
	S	107.439	95.729	86.569	74.832	88.514
7	T	14.1662	22.4758	20.1362	28.9479	85.7261
	S	110.410	97.317	87.631	75.606	89.868
8	T	14.1730	22.2908	19.8765	28.6731	85.0134
	S	110.357	98.124	88.775	76.331	90.621
9	T	14.4808	22.0961	19.6992	28.4885	84.7646
	S	108.011	98.989	89.574	76.825	90.887
10	T	14.2893	21.8810	19.5951	28.4159	84.1813
	S	109.459	99.962	90.050	77.022	91.517
11	T	13.8528	21.6275	19.4011	27.9691	82.8505
	S	112.908	101.134	90.951	78.252	92.987

Event: Indy Pro 2000 GP by Andersen Companies

Round 14/15/16

Track: New Jersey Motorsports Park

2.14 mile(s)



Report: Section Data Report

Indy Pro 2000 Championship

Session: Qualifications - Race 2

August 29, 2021

Section Data for Car 3 - Roe, James (R)

Lap	T/S I3 to SF	SF to I1	I1 to I2	I2 to I3	Lap	
1	T	14.9508	24.8631	21.6225	30.9891	92.4255
	S	104.616	87.973	81.607	70.626	83.354
2	T	14.4869	24.8563	21.1898	30.8738	91.4068
	S	107.966	87.997	83.273	70.890	84.283
3	T	14.2818	23.6733	20.6911	29.8692	88.5154
	S	109.516	92.394	85.280	73.274	87.036
4	T	14.1101	23.0653	20.4931	29.5103	87.1788
	S	110.849	94.830	86.104	74.165	88.370
5	T	13.8829	22.7765	20.2680	29.2324	86.1598
	S	112.663	96.032	87.061	74.870	89.415
6	T	13.7970	22.6551	20.1337	28.7928	85.3786
	S	113.365	96.547	87.641	76.013	90.233
7	T	13.8013	22.3771	20.1715	28.8153	85.1652
	S	113.329	97.746	87.477	75.954	90.459
8	T			19.8615	28.2797	214.3992
	S			88.843	77.392	35.933
9	T	14.2466	21.6861	19.4396	27.7890	83.1613
	S	109.787	100.861	90.771	78.759	92.639
10	T	13.6279	21.4877	19.2354	30.9720	85.3230
	S	114.771	101.792	91.734	70.665	90.292

Event: Indy Pro 2000 GP by Andersen Companies

Round 14/15/16

Track: New Jersey Motorsports Park

2.14 mile(s)



Report: Section Data Report

Indy Pro 2000 Championship

Session: Qualifications - Race 2

August 29, 2021

Section Data for Car 40 - Miller, Jack William (R)

Lap	T/S I3 to SF	SF to I1	I1 to I2	I2 to I3	Lap	
1	T	15.0947	25.5186	21.2589	31.1688	93.0410
	S	103.619	85.713	83.003	70.219	82.802
2	T	14.8972	24.0181	20.9330	30.4148	90.2631
	S	104.992	91.068	84.295	71.960	85.350
3	T	14.4913	23.6154	20.4401	30.0285	88.5753
	S	107.933	92.621	86.328	72.885	86.977
4	T	14.4204	22.8790	20.2414	29.4595	87.0003
	S	108.464	95.602	87.175	74.293	88.551
5	T	47.9744	23.0733	19.8394	29.1854	120.0725
	S	32.603	94.797	88.941	74.991	64.161
6	T	14.4919	22.1484	20.1551	28.8149	85.6103
	S	107.929	98.755	87.548	75.955	89.989
7	T	14.1758	21.5463	20.0437	30.5782	86.3440
	S	110.335	101.515	88.035	71.575	89.224
8	T	14.1479	21.6116	19.7667	28.4579	83.9841
	S	110.553	101.208	89.269	76.908	91.732
9	T	14.0392	21.2964	19.7370	29.5462	84.6188
	S	111.409	102.706	89.403	74.075	91.044
10	T	14.1914	21.5765	19.5154	28.6568	83.9401
	S	110.214	101.373	90.418	76.374	91.780
11	T	14.0269	21.1966	19.5944	28.2289	83.0468
	S	111.507	103.190	90.054	77.532	92.767
12	T	13.9278	21.1582	19.2086	53.8079	108.1025
	S	112.300	103.377	91.862	40.675	71.266

Event: Indy Pro 2000 GP by Andersen Companies

Round 14/15/16

Track: New Jersey Motorsports Park

2.14 mile(s)



Report: Section Data Report

Indy Pro 2000 Championship

Session: Qualifications - Race 2

August 29, 2021

Section Data for Car 42 - Petrov, Artem

Lap	T/S	I3 to SF	SF to I1	I1 to I2	I2 to I3	Lap
1	T	14.8666	25.3018	20.6561	30.0905	292.5273
	S	105.208	86.447	85.425	72.735	26.336
2	T	14.2262	23.4366	20.1979	29.7785	87.6392
	S	109.944	93.327	87.363	73.497	87.906
3	T	14.1125	22.5415	19.9580	29.3727	85.9847
	S	110.830	97.033	88.413	74.513	89.597
4	T	14.0554	22.2310	19.9649	29.5900	85.8413
	S	111.280	98.388	88.382	73.965	89.747
5	T	14.0557	21.9631	20.0117	28.9629	84.9934
	S	111.278	99.589	88.176	75.567	90.642
6	T	13.8089	22.3003	19.8500	28.8180	84.7772
	S	113.267	98.083	88.894	75.947	90.873
7	T	14.1521	22.1463	19.9985	28.4087	84.7056
	S	110.520	98.765	88.234	77.041	90.950
8	T	13.9173	21.7999	19.6381	28.6574	84.0127
	S	112.385	100.334	89.853	76.372	91.700
9	T	13.6397	21.5272	19.7596	28.4628	83.3893
	S	114.672	101.605	89.301	76.895	92.386
10	T	13.6702	21.4408	19.4897	28.3033	82.9040
	S	114.416	102.015	90.537	77.328	92.927
11	T	13.7717	21.6008	19.5462	28.2202	83.1389
	S	113.573	101.259	90.276	77.556	92.664
12	T	13.8164	26.2479	20.1276	28.4024	88.5943
	S	113.205	83.331	87.668	77.058	86.958
13	T	13.6088	21.1702	19.3614	28.1713	82.3117
	S	114.932	103.318	91.137	77.690	93.595

Event: Indy Pro 2000 GP by Andersen Companies

Round 14/15/16

Track: New Jersey Motorsports Park

2.14 mile(s)



Report: Section Data Report

Indy Pro 2000 Championship

Session: Qualifications - Race 2

August 29, 2021

Section Data for Car 5 - Brichacek, Wyatt (R)

Lap	T/S I3 to SF	SF to I1	I1 to I2	I2 to I3	Lap	
1	T	15.5199	26.6902	21.6130	31.3914	292.4862
	S	100.780	81.950	81.643	69.721	26.340
2	T	14.8445	24.6970	20.8146	30.7773	91.1334
	S	105.365	88.564	84.774	71.112	84.535
3	T	14.4398	23.7157	20.5041	29.7187	88.3783
	S	108.318	92.229	86.058	73.645	87.171
4	T	14.2654	23.1244	20.2842	29.4793	87.1533
	S	109.642	94.587	86.991	74.243	88.396
5	T	14.0614	22.7242	20.1819	29.3359	86.3034
	S	111.233	96.253	87.432	74.606	89.266
6	T	13.9075	22.3602	20.0673	29.4075	85.7425
	S	112.464	97.820	87.931	74.424	89.850
7	T	14.1133	22.6382	20.0518	28.9844	85.7877
	S	110.824	96.619	87.999	75.511	89.803
8	T	14.0919	22.5768	19.9869	29.1296	85.7852
	S	110.992	96.881	88.285	75.134	89.806
9	T	13.9753	22.2790	19.9573	28.7829	84.9945
	S	111.918	98.176	88.416	76.039	90.641
10	T	14.1096	22.2925	19.7395	28.8322	84.9738
	S	110.853	98.117	89.392	75.909	90.663
11	T	14.0468	22.2946	19.7687	29.9137	86.0238
	S	111.349	98.108	89.260	73.165	89.557
12	T	14.0823	22.5452	19.7032	28.9444	85.2751
	S	111.068	97.017	89.556	75.615	90.343
13	T	13.9894	22.2623	19.6353	29.3576	85.2446
	S	111.805	98.250	89.866	74.551	90.375

Event: Indy Pro 2000 GP by Andersen Companies

Round 14/15/16

Track: New Jersey Motorsports Park

2.14 mile(s)



Report: Section Data Report

Indy Pro 2000 Championship

Session: Qualifications - Race 2

August 29, 2021

Section Data for Car 51 - Abel, Jacob

Lap	T/S I3 to SF	SF to I1	I1 to I2	I2 to I3	Lap	
1	T	15.2112	25.1809	21.0402	30.7582	92.1905
	S	102.825	86.862	83.865	71.156	83.566
2	T	14.7899	23.1817	20.4493	29.4905	87.9114
	S	105.754	94.353	86.289	74.215	87.634
3	T	14.1253	22.7774	20.0177	29.1000	86.0204
	S	110.730	96.028	88.149	75.211	89.560
4	T	13.9598	22.3985	19.9393	28.8642	85.1618
	S	112.043	97.653	88.496	75.825	90.463
5	T	14.1797	22.1037	19.7132	28.8082	84.8048
	S	110.305	98.955	89.511	75.973	90.844
6	T	13.8386	22.0123	19.6205	28.5038	83.9752
	S	113.024	99.366	89.934	76.784	91.741
7	T	13.7474	21.8673	19.5266	28.2553	83.3966
	S	113.774	100.025	90.366	77.459	92.378
8	T	13.8745	21.8408	19.5554	28.2636	83.5343
	S	112.731	100.146	90.233	77.437	92.226
9	T	13.6992	21.7954	19.4134	28.7356	83.6436
	S	114.174	100.355	90.893	76.165	92.105
10	T	13.7738	21.6207	19.5921	28.5887	83.5753
	S	113.556	101.166	90.064	76.556	92.180
11	T	13.8441	21.5940	19.5291	28.1518	83.1190
	S	112.979	101.291	90.355	77.744	92.686
12	T	13.7685	21.7280	19.4904	28.2928	83.2797
	S	113.599	100.666	90.534	77.357	92.508

Event: Indy Pro 2000 GP by Andersen Companies

Round 14/15/16

Track: New Jersey Motorsports Park

2.14 mile(s)



Report: Section Data Report

Indy Pro 2000 Championship

Session: Qualifications - Race 2

August 29, 2021

Section Data for Car 55 - Gold, Reece (R)

Lap	T/S I3 to SF	SF to I1	I1 to I2	I2 to I3	Lap	
1	T	15.2229	25.4059	21.1685	31.2137	93.0110
	S	102.746	86.093	83.357	70.118	82.829
2	T	14.9257	23.7061	20.6681	30.3056	89.6055
	S	104.792	92.266	85.375	72.219	85.977
3	T	14.9337	23.3773	20.4705	29.4416	88.2231
	S	104.736	93.564	86.199	74.338	87.324
4	T	14.5253	22.8292	20.2381	35.8055	93.3981
	S	107.680	95.810	87.189	61.126	82.486
5	T	14.5824	22.9546	20.3023	29.4244	87.2637
	S	107.259	95.287	86.914	74.382	88.284
6	T	14.4225	22.1270	19.7171	28.9487	85.2153
	S	108.448	98.851	89.493	75.604	90.406
7	T	14.4026	22.0172	19.6471	28.7119	84.7788
	S	108.598	99.344	89.812	76.228	90.872
8	T	13.9785	21.7259	19.7613	28.2505	83.7162
	S	111.893	100.676	89.293	77.472	92.025
9	T	13.8510	21.5949	19.5047	28.4680	83.4186
	S	112.923	101.287	90.468	76.881	92.354
10	T	13.9206	21.5505	19.3242	28.1664	82.9617
	S	112.358	101.495	91.313	77.704	92.862
11	T	13.9973	21.5783	19.5131	28.0749	83.1636
	S	111.742	101.364	90.429	77.957	92.637
12	T	13.7872	21.4291	19.5009	28.1775	82.8947
	S	113.445	102.070	90.485	77.673	92.937

Event: Indy Pro 2000 GP by Andersen Companies

Round 14/15/16

Track: New Jersey Motorsports Park

2.14 mile(s)



Report: Section Data Report

Indy Pro 2000 Championship

Session: Qualifications - Race 2

August 29, 2021

Section Data for Car 91 - Eves, Braden

Lap	T/S I3 to SF	SF to I1	I1 to I2	I2 to I3	Lap	
1	T	15.3700	24.8461	21.0771	30.9551	92.2483
	S	101.763	88.033	83.719	70.704	83.514
2	T	14.6835	23.4960	20.5341	30.0252	88.7388
	S	106.520	93.091	85.932	72.893	86.817
3	T	14.3927	22.9854	20.3241	29.5384	87.2406
	S	108.673	95.159	86.820	74.095	88.308
4	T	14.2297	23.6104	23.4063	30.1034	91.3498
	S	109.917	92.640	75.388	72.704	84.335
5	T	14.2449	22.3643	19.9852	29.0259	85.6203
	S	109.800	97.802	88.293	75.403	89.979
6	T	14.0647	22.0070	19.8957	29.0684	85.0358
	S	111.207	99.390	88.690	75.293	90.597
7	T	13.8826	21.7451	19.6586	28.1576	83.4439
	S	112.666	100.587	89.759	77.728	92.326
8	T	13.7289	21.6958	19.5431	28.1353	83.1031
	S	113.927	100.815	90.290	77.790	92.704
9	T	13.7692	21.5922	19.4605	28.1142	82.9361
	S	113.593	101.299	90.673	77.848	92.891
10	T	13.6797	21.6750	19.4862	28.2914	83.1323
	S	114.337	100.912	90.554	77.360	92.672
11	T	13.8628	21.3950	19.3558	28.1283	82.7419
	S	112.826	102.233	91.164	77.809	93.109
12	T	13.6835	21.4648	19.2024	28.2542	82.6049
	S	114.305	101.900	91.892	77.462	93.263

Event: Indy Pro 2000 GP by Andersen Companies

Round 14/15/16

Track: New Jersey Motorsports Park

2.14 mile(s)



Report: Section Data Report

Indy Pro 2000 Championship






Session: Qualifications - Race 2

August 29, 2021

Section Data for Car

Report Support Information

Section Legend	
Name	Length
I3 to SF	0.434470 miles
SF to I1	0.607576 miles
I1 to I2	0.490152 miles
I2 to I3	0.607955 miles
Lap	2.140000 miles
SFP to I1	0.607576 miles
I3 to SFP	0.434470 miles

Color Legend	
	Fastest Lap
	Section Under Caution
	Section Under Green
	Section Time Data
	Section Speed Data

