

Event: Cooper Tires Indy Pro 2000 GP at NJMP
Track: New Jersey Motorsports Park
Report: Section Data Report
Session: Qualifications - Race 2

Round 13/14/15
 2.14 mile(s)
 Indy Pro 2000 Championship
 October 11, 2020



Section Data for Car 17 - DeFrancesco, Devlin (R)

Lap	T/S	I3 to SF	SF to I1	I1 to I2	I2 to I3	Lap
1	T	12.9196	20.5746	17.4467	24.8965	75.8374
	S	121.063	106.309	101.139	87.909	101.586
2	T	12.6431	20.2684	17.4026	24.6764	74.9905
	S	123.711	107.915	101.396	88.694	102.733
3	T	12.6383	19.9011	17.2056	24.7094	74.4544
	S	123.758	109.907	102.556	88.575	103.473
4	T	12.6970	19.7962	17.0714	24.3589	73.9235
	S	123.186	110.490	103.363	89.850	104.216
5	T	12.6512	19.9339	17.1063	24.4256	74.1170
	S	123.632	109.726	103.152	89.604	103.944
6	T			18.5583	25.8815	372.1241
	S			95.081	84.564	20.703
7	T	12.7484	19.9942	17.0776	24.1383	73.9585
	S	122.689	109.395	103.325	90.671	104.167
8	T	12.6116	19.5590	16.8486	24.0749	73.0941
	S	124.020	111.829	104.730	90.909	105.398
9	T	12.5912	19.3773	16.8136	24.1041	72.8862
	S	124.221	112.878	104.948	90.799	105.699
10	T	12.5785	19.4985	17.3540	25.9473	75.3783
	S	124.346	112.176	101.679	84.349	102.204
11	T	12.6274	19.5508	17.1956	29.5248	78.8986
	S	123.865	111.876	102.616	74.129	97.644

Event: Cooper Tires Indy Pro 2000 GP at NJMP
Track: New Jersey Motorsports Park
Report: Section Data Report
Session: Qualifications - Race 2

Round 13/14/15
2.14 mile(s)
Indy Pro 2000 Championship
October 11, 2020



Section Data for Car 18 - McElrea, Hunter (R)

Lap	T/S I3 to SF	SF to I1	I1 to I2	I2 to I3	Lap	
1	T	13.0345	20.8176	17.7751	25.7743	77.4015
	S	119.996	105.068	99.271	84.915	99.533
2	T	12.7829	20.5869	17.7637	25.5772	76.7107
	S	122.358	106.246	99.334	85.570	100.429
3	T	12.8440	20.2798	17.4472	29.2047	79.7757
	S	121.776	107.855	101.136	74.941	96.571
4	T	12.6418	20.2137	17.3523	25.5542	75.7620
	S	123.724	108.207	101.689	85.647	101.687
5	T			18.2028	25.7635	159.6224
	S			96.938	84.951	48.264
6	T	12.6348	19.8305	17.1183	24.3521	73.9357
	S	123.792	110.298	103.079	89.875	104.199
7	T	12.5926	19.7375	16.9666	24.1242	73.4209
	S	124.207	110.818	104.001	90.724	104.929
8	T	12.6123	19.4623	16.9697	24.1940	73.2383
	S	124.013	112.385	103.982	90.462	105.191
9	T	12.6790	19.5333	17.0850	24.3408	73.6381
	S	123.361	111.977	103.280	89.916	104.620
10	T	12.6250	19.5099	16.9862	24.3701	73.4912
	S	123.888	112.111	103.881	89.808	104.829

Event: Cooper Tires Indy Pro 2000 GP at NJMP
Track: New Jersey Motorsports Park
Report: Section Data Report
Session: Qualifications - Race 2

Round 13/14/15
 2.14 mile(s)
 Indy Pro 2000 Championship
 October 11, 2020



Section Data for Car 19 - Kaminsky, Colin (R)

Lap	T/S I3 to SF	SF to I1	I1 to I2	I2 to I3	Lap	
1	T	12.8414	20.9382	17.9353	25.5723	77.2872
	S	121.801	104.463	98.384	85.586	99.680
2	T	12.7338	20.4148	17.5858	25.6686	76.4030
	S	122.830	107.142	100.339	85.265	100.834
3	T	13.7133	25.5575	17.6394	25.2050	82.1152
	S	114.056	85.582	100.034	86.833	93.819
4	T	12.6902	20.1476	18.0410	25.1594	76.0382
	S	123.252	108.562	97.808	86.991	101.317
5	T			18.9263	25.7514	179.8677
	S			93.232	84.991	42.831
6	T	12.6539	19.9342	17.3334	24.2160	74.1375
	S	123.605	109.725	101.800	90.380	103.915
7	T	12.6129	19.6575	17.0544	24.0627	73.3875
	S	124.007	111.269	103.466	90.956	104.977
8	T	12.5928	19.5030	17.0044	24.1613	73.2615
	S	124.205	112.151	103.770	90.584	105.158
9	T	12.6337	19.4864	17.1530	24.3159	73.5890
	S	123.803	112.246	102.871	90.008	104.690
10	T	12.6497	19.5772	17.1991	29.6147	79.0407
	S	123.646	111.726	102.595	73.904	97.469

Event: Cooper Tires Indy Pro 2000 GP at NJMP
Track: New Jersey Motorsports Park
Report: Section Data Report
Session: Qualifications - Race 2

Round 13/14/15
2.14 mile(s)
Indy Pro 2000 Championship
October 11, 2020



Section Data for Car 2 - Robb, Sting Ray

Lap	T/S I3 to SF	SF to I1	I1 to I2	I2 to I3	Lap	
1	T	12.6265	20.7177	17.2662	24.5162	75.1266
	S	123.874	105.575	102.197	89.273	102.547
2	T	12.5084	20.0331	17.0039	24.4187	73.9641
	S	125.043	109.183	103.773	89.630	104.159
3	T	12.4983	19.7780	16.8791	24.3090	73.4644
	S	125.144	110.591	104.540	90.034	104.867
4	T	12.4970	19.7847	16.9034	24.3325	73.5176
	S	125.157	110.554	104.390	89.947	104.791
5	T			18.5086	25.1878	500.6663
	S			95.337	86.893	15.387
6	T	12.5521	19.9103	16.8028	23.8570	73.1222
	S	124.608	109.856	105.015	91.740	105.358
7	T	12.4955	19.4354	16.8649	23.7675	72.5633
	S	125.172	112.541	104.628	92.085	106.169
8	T	12.4684	19.2986	16.6770	23.9522	72.3962
	S	125.444	113.338	105.807	91.375	106.414

Event: Cooper Tires Indy Pro 2000 GP at NJMP
Track: New Jersey Motorsports Park
Report: Section Data Report
Session: Qualifications - Race 2

Round 13/14/15
2.14 mile(s)
Indy Pro 2000 Championship
October 11, 2020



Section Data for Car 3 - Comeau, Antoine

Lap	T/S I3 to SF	SF to I1	I1 to I2	I2 to I3	Lap	
1	T	13.0902	21.0551	17.7103	25.6991	77.5547
	S	119.486	103.883	99.634	85.164	99.336
2	T	12.7048	20.3851	17.4347	24.7702	75.2948
	S	123.110	107.298	101.209	88.358	102.318
3	T	12.7380	20.1328	17.3880	24.9039	75.1627
	S	122.789	108.642	101.481	87.883	102.498
4	T	12.7277	20.3944	17.4588	25.2988	75.8797
	S	122.889	107.249	101.069	86.511	101.529
5	T			20.2612	26.7716	506.4785
	S			87.090	81.752	15.211
6	T	12.8404	20.3254	17.3035	24.7415	75.2108
	S	121.810	107.613	101.976	88.460	102.432
7	T	12.6360	19.9805	17.1809	24.7128	74.5102
	S	123.781	109.470	102.704	88.563	103.395
8	T	12.7129	19.8898	17.2771	24.7215	74.6013
	S	123.032	109.970	102.132	88.532	103.269
9	T	12.6496	19.9002	17.1325	24.4927	74.1750
	S	123.647	109.912	102.994	89.359	103.862

Event: Cooper Tires Indy Pro 2000 GP at NJMP

Round 13/14/15

Track: New Jersey Motorsports Park

2.14 mile(s)



Report: Section Data Report

Indy Pro 2000 Championship

Session: Qualifications - Race 2

October 11, 2020

Section Data for Car 42 - Petrov, Artem

Lap	T/S I3 to SF	SF to I1	I1 to I2	I2 to I3	Lap	
1	T	12.7113	20.2253	17.0551	24.3350	74.3267
	S	123.047	108.145	103.461	89.938	103.651
2	T	12.6871	19.7356	16.9611	24.1804	73.5642
	S	123.282	110.829	104.035	90.513	104.725
3	T	12.6336	19.5021	16.9099	24.3174	73.3630
	S	123.804	112.156	104.350	90.003	105.012
4	T	12.6143	19.8510	17.1613	24.5989	74.2255
	S	123.993	110.185	102.821	88.973	103.792
5	T			19.3791	25.3701	505.8110
	S			91.054	86.268	15.231
6	T	12.6506	19.8063	16.9140	24.1318	73.5027
	S	123.638	110.433	104.325	90.695	104.812
7	T	12.5997	19.4438	16.8627	24.0359	72.9421
	S	124.137	112.492	104.642	91.057	105.618
8	T	12.6084	19.3092	16.7039	24.1123	72.7338
	S	124.051	113.276	105.637	90.768	105.920

Event: Cooper Tires Indy Pro 2000 GP at NJMP
Track: New Jersey Motorsports Park
Report: Section Data Report
Session: Qualifications - Race 2

Round 13/14/15
2.14 mile(s)
Indy Pro 2000 Championship
October 11, 2020



Section Data for Car 51 - Abel, Jacob

Lap	T/S I3 to SF	SF to I1	I1 to I2	I2 to I3	Lap	
1	T	12.8566	21.1965	17.6733	25.2486	76.9750
	S	121.657	103.190	99.842	86.683	100.084
2	T	12.6259	20.2143	17.3390	24.8356	75.0148
	S	123.880	108.204	101.767	88.125	102.700
3	T	12.6172	20.1079	17.1752	24.7433	74.6436
	S	123.965	108.777	102.738	88.454	103.210
4	T	12.6736	19.8821	17.2095	24.7446	74.5098
	S	123.413	110.012	102.533	88.449	103.396
5	T			19.9334	26.2253	417.8877
	S			88.522	83.455	18.436
6	T	12.6372	20.3564	17.3480	24.7294	75.0710
	S	123.769	107.449	101.715	88.503	102.623
7	T	12.6165	19.6553	17.0994	24.4479	73.8191
	S	123.972	111.282	103.193	89.522	104.363
8	T	12.6280	19.5138	17.1539	24.4217	73.7174
	S	123.859	112.089	102.866	89.619	104.507
9	T	12.6421	19.6697	17.1467	24.6485	74.1070
	S	123.721	111.200	102.909	88.794	103.958

Event: Cooper Tires Indy Pro 2000 GP at NJMP
Track: New Jersey Motorsports Park
Report: Section Data Report
Session: Qualifications - Race 2

Round 13/14/15
2.14 mile(s)
Indy Pro 2000 Championship
October 11, 2020



Section Data for Car 68 - Frost, Danial

Lap	T/S I3 to SF	SF to I1	I1 to I2	I2 to I3	Lap	
1	T	12.7524	20.9117	17.6724	24.8262	76.1627
	S	122.651	104.596	99.848	88.158	101.152
2	T	12.5988	20.3010	17.2524	24.4537	74.6059
	S	124.146	107.742	102.278	89.501	103.263
3	T	12.6116	19.7757	17.1125	24.4349	73.9347
	S	124.020	110.604	103.114	89.570	104.200
4	T	12.5891	19.9000	17.5610	24.8861	74.9362
	S	124.242	109.913	100.481	87.946	102.807
5	T			18.0696	25.6927	482.0967
	S			97.653	85.185	15.980
6	T	12.5520	20.2222	17.0546	24.2358	74.0646
	S	124.609	108.162	103.464	90.306	104.017
7	T	12.5380	19.6812	16.9387	24.1915	73.3494
	S	124.748	111.135	104.172	90.471	105.032
8	T	12.5698	19.7491	16.8908	24.4186	73.6283
	S	124.432	110.753	104.468	89.630	104.634

Event: Cooper Tires Indy Pro 2000 GP at NJMP
Track: New Jersey Motorsports Park
Report: Section Data Report
Session: Qualifications - Race 2

Round 13/14/15
 2.14 mile(s)
 Indy Pro 2000 Championship
 October 11, 2020



Section Data for Car 7 - Enders, Kory

Lap	T/S I3 to SF	SF to I1	I1 to I2	I2 to I3	Lap	
1	T	12.8952	21.0362	17.8242	25.6281	77.3837
	S	121.292	103.977	98.997	85.400	99.556
2	T	12.7664	20.6137	17.5785	25.4278	76.3864
	S	122.516	106.108	100.381	86.073	100.856
3	T	12.7195	20.3676	17.5828	25.9093	76.5792
	S	122.968	107.390	100.356	84.473	100.602
4	T	12.8800	20.2825	17.5346	25.1787	75.8758
	S	121.436	107.840	100.632	86.924	101.534
5	T			18.9888	26.5361	448.7871
	S			92.926	82.478	17.166
6	T	12.7998	20.2040	17.3845	24.6672	75.0555
	S	122.197	108.259	101.501	88.727	102.644
7	T	12.7079	19.8614	17.2450	24.5692	74.3835
	S	123.080	110.127	102.322	89.080	103.571
8	T	12.6616	19.5273	17.0565	24.3904	73.6358
	S	123.530	112.011	103.453	89.734	104.623
9	T	12.6495	19.5467	17.2784	24.5610	74.0356
	S	123.648	111.900	102.124	89.110	104.058
10	T	12.6532	19.5695	17.2209	24.5469	73.9905
	S	123.612	111.769	102.465	89.161	104.121

Event: Cooper Tires Indy Pro 2000 GP at NJMP
Track: New Jersey Motorsports Park
Report: Section Data Report
Session: Qualifications - Race 2

Round 13/14/15
 2.14 mile(s)
 Indy Pro 2000 Championship
 October 11, 2020



Section Data for Car 8 - Sulaiman, Manuel (R)

Lap	T/S I3 to SF	SF to I1	I1 to I2	I2 to I3	Lap	
1	T	12.8151	20.3119	17.0432	24.3149	74.4851
	S	122.051	107.684	103.534	90.012	103.430
2	T	12.6392	19.7602	16.9505	24.0457	73.3956
	S	123.749	110.691	104.100	91.020	104.965
3	T	12.6031	19.5240	16.8975	24.1097	73.1343
	S	124.104	112.030	104.426	90.778	105.340
4	T	12.6063	19.4514	16.8577	24.1207	73.0361
	S	124.072	112.448	104.673	90.737	105.482
5	T			19.1286	25.3518	433.8527
	S			92.246	86.331	17.757
6	T	12.6148	19.9530	17.1325	24.0691	73.7694
	S	123.989	109.621	102.994	90.931	104.434
7	T	12.5878	19.3751	16.8633	23.9832	72.8094
	S	124.255	112.891	104.638	91.257	105.811
8	T	12.5779	19.3758	16.8338	23.9864	72.7739
	S	124.352	112.887	104.822	91.245	105.862
9	T	12.6010	19.3851	16.9070	24.0004	72.8935
	S	124.124	112.833	104.368	91.192	105.688
10	T	12.5691	19.3881	17.3989	26.7498	76.1059
	S	124.439	112.815	101.417	81.819	101.227
11	T	12.6045	19.4803	16.8521	24.1623	73.0992
	S	124.090	112.281	104.708	90.581	105.391

Event: Cooper Tires Indy Pro 2000 GP at NJMP
Track: New Jersey Motorsports Park
Report: Section Data Report
Session: Qualifications - Race 2

Round 13/14/15
2.14 mile(s)
Indy Pro 2000 Championship
October 11, 2020



Section Data for Car 9 - Thompson, Parker

Lap	T/S I3 to SF	SF to I1	I1 to I2	I2 to I3	Lap	
1	T	12.7276	20.1421	17.1440	24.3937	74.4074
	S	122.890	108.592	102.925	89.721	103.538
2	T	12.6616	19.6675	17.0090	24.2922	73.6303
	S	123.530	111.213	103.742	90.096	104.631
3	T	12.6029	19.6548	16.9227	24.1344	73.3148
	S	124.106	111.284	104.271	90.685	105.081
4	T	12.5910	19.5046	16.8751	24.2174	73.1881
	S	124.223	112.141	104.565	90.375	105.263
5	T			18.5808	25.5216	462.5591
	S			94.966	85.756	16.655
6	T	12.6320	19.8114	16.9726	24.0292	73.4452
	S	123.820	110.405	103.964	91.082	104.895
7	T	12.5964	19.2632	16.8029	24.0472	72.7097
	S	124.170	113.547	105.014	91.014	105.956
8	T	12.5370	19.4304	17.4867	26.1603	75.6144
	S	124.758	112.570	100.908	83.663	101.885
9	T	12.5597	19.4351	16.9027	24.2439	73.1414
	S	124.533	112.542	104.394	90.276	105.330
10	T	12.5596	19.4756	16.9042	24.4423	73.3817
	S	124.533	112.308	104.385	89.543	104.985

Event: Cooper Tires Indy Pro 2000 GP at NJMP

Round 13/14/15

Track: New Jersey Motorsports Park

2.14 mile(s)



Report: Section Data Report

Indy Pro 2000 Championship






Session: Qualifications - Race 2

October 11, 2020

Section Data for Car

Report Support Information

Section Legend	
Name	Length
I3 to SF	0.434470 miles
SF to I1	0.607576 miles
I1 to I2	0.490152 miles
I2 to I3	0.607955 miles
Lap	2.140000 miles
SFP to I1	0.607576 miles
I3 to SFP	0.434470 miles

Color Legend	
	Fastest Lap
	Section Under Caution
	Section Under Green
	Section Time Data
	Section Speed Data

