

Event: Cooper Tires Indy Pro 2000 Indy GP

Rounds 8/9/10

Track: Indianapolis Motor Speedway RC

2.439 mile(s)



Report: Section Data Report

Indy Pro 2000 Championship

Session: Qualifications - Race 2

September 4, 2020

Section Data for Car 17 - DeFrancesco, Devlin (R)

Lap	T/S	I6 to I8	I8 to SF	SF to I2	I2 to I4	I4 to I6	Lap
1	T	13.0959	12.7319	16.0169	21.1467	24.5166	87.5080
	S	95.589	113.744	113.956	116.105	73.420	100.338
2	T	12.8062	12.6051	15.7274	20.7690	18.8982	80.8059
	S	97.751	114.889	116.054	118.216	95.247	108.660
3	T	12.6373	12.6447	15.6806	20.6810	18.7399	80.3835
	S	99.057	114.529	116.400	118.719	96.052	109.231
4	T	12.7405	12.6493	15.6903	20.6770	18.8240	80.5811
	S	98.255	114.487	116.328	118.742	95.623	108.964
5	T	12.7835	12.5438	16.1132	20.9869	19.0815	81.5089
	S	97.925	115.450	113.275	116.989	94.332	107.723
6	T				22.5120	20.0265	314.9797
	S				109.063	89.881	27.876
7	T	13.0731	12.7203	16.3117	20.6482	18.7385	81.4918
	S	95.755	113.848	111.897	118.908	96.059	107.746
8	T	12.5440	12.4673	15.5659	20.5565	18.5170	79.6507
	S	99.794	116.158	117.258	119.438	97.208	110.236
9	T	12.5285	12.5905	15.5054	20.6272	18.5545	79.8061
	S	99.918	115.022	117.716	119.029	97.012	110.022
10	T	12.5026	12.5468	15.4771	20.5544	18.6115	79.6924
	S	100.125	115.422	117.931	119.450	96.714	110.179
11	T	12.7459	13.1701	16.9188	25.1701	21.3774	89.3823
	S	98.213	109.960	107.882	97.545	84.201	98.234

Event: Cooper Tires Indy Pro 2000 Indy GP

Rounds 8/9/10

Track: Indianapolis Motor Speedway RC

2.439 mile(s)



Report: Section Data Report

Indy Pro 2000 Championship

Session: Qualifications - Race 2

September 4, 2020

Section Data for Car 18 - McElrea, Hunter (R)

Lap	T/S	I6 to I8	I8 to SF	SF to I2	I2 to I4	I4 to I6	Lap
1	T			16.5329	23.5562	20.5381	89.1954
	S			110.400	104.228	87.642	98.440
2	T	12.4930	12.6319	15.8764	20.8293	20.8283	82.6589
	S	100.202	114.645	114.965	117.874	86.421	106.224
3	T	12.5808	12.5452	15.6044	20.7871	18.6355	80.1530
	S	99.502	115.437	116.969	118.113	96.590	109.545
4	T	12.5594	12.5724	15.5861	20.7952	18.6069	80.1200
	S	99.672	115.187	117.106	118.067	96.738	109.591
5	T	12.4891	12.8393	17.0716	21.9941	20.1076	84.5017
	S	100.233	112.793	106.916	111.631	89.518	103.908
6	T	12.5142	12.6248	15.6161	20.7563	18.5820	80.0934
	S	100.032	114.709	116.881	118.288	96.868	109.627
7	T				21.7853	19.5155	157.8012
	S				112.701	92.234	55.642
8	T	12.8528	12.6644	15.6842	20.7542	19.9228	81.8784
	S	97.397	114.351	116.374	118.300	90.349	107.237
9	T	12.3905	12.6083	15.4695	20.6825	18.5698	79.7206
	S	101.030	114.859	117.989	118.710	96.932	110.140
10	T	12.4164	12.5704	15.5048	20.6630	18.5307	79.6853
	S	100.820	115.206	117.720	118.822	97.136	110.188
11	T	12.4556	12.5771	15.3819	20.6777	18.5609	79.6532
	S	100.502	115.144	118.661	118.738	96.978	110.233
12	T	12.5082	12.5624	15.4954	20.7629	18.4859	79.8148
	S	100.080	115.279	117.792	118.251	97.372	110.010

Event: Cooper Tires Indy Pro 2000 Indy GP

Rounds 8/9/10

Track: Indianapolis Motor Speedway RC

2.439 mile(s)



Report: Section Data Report

Indy Pro 2000 Championship

Session: Qualifications - Race 2

September 4, 2020

Section Data for Car 19 - Kaminsky, Colin (R)

Lap	T/S	I6 to I8	I8 to SF	SF to I2	I2 to I4	I4 to I6	Lap
1	T	13.6721	12.9377	16.3595	20.8539	29.8769	93.7001
	S	91.560	111.935	111.570	117.735	60.247	93.707
2	T	12.7765	12.5679	15.8153	23.9480	20.9001	86.0078
	S	97.978	115.229	115.409	102.523	86.124	102.088
3	T	12.7961	12.8308	15.7849	20.7179	18.6944	80.8241
	S	97.828	112.868	115.631	118.508	96.286	108.636
4	T	12.4303	12.6283	15.6401	20.6696	18.5838	79.9521
	S	100.707	114.677	116.702	118.784	96.859	109.821
5	T	12.4761	12.9714	15.6503	20.7335	18.5923	80.4236
	S	100.337	111.644	116.626	118.418	96.814	109.177
6	T	12.4658	12.6680	15.6911	20.8707	18.8799	80.5755
	S	100.420	114.318	116.322	117.640	95.339	108.971
7	T				21.7032	37.2655	196.6088
	S				113.127	48.302	44.659
8	T	12.9085	12.7977	15.8915	20.5599	18.6867	80.8443
	S	96.976	113.160	114.856	119.418	96.325	108.609
9	T	12.3631	12.6098	15.5139	20.7179	18.6688	79.8735
	S	101.254	114.846	117.651	118.508	96.418	109.929
10	T	12.4296	12.5855	15.5231	20.7176	18.6655	79.9213
	S	100.713	115.067	117.581	118.509	96.435	109.863
11	T	12.5220	12.5306	15.4923	20.7477	18.6110	79.9036
	S	99.970	115.572	117.815	118.337	96.717	109.887
12	T	12.5590	12.9628	15.7353	24.7737	21.1097	87.1405
	S	99.675	111.718	115.996	99.106	85.269	100.761

Event: Cooper Tires Indy Pro 2000 Indy GP

Rounds 8/9/10

Track: Indianapolis Motor Speedway RC

2.439 mile(s)



Report: Section Data Report

Indy Pro 2000 Championship

Session: Qualifications - Race 2

September 4, 2020

Section Data for Car 2 - Robb, Sting Ray

Lap	T/S	I6 to I8	I8 to SF	SF to I2	I2 to I4	I4 to I6	Lap
1	T	13.1511	12.7495	16.1444	20.8131	19.0787	81.9368
	S	95.187	113.587	113.056	117.965	94.346	107.161
2	T	12.7837	12.5701	15.7926	20.7171	18.8133	80.6768
	S	97.923	115.208	115.575	118.512	95.677	108.834
3	T	12.6774	12.5819	15.6304	20.7195	18.6588	80.2680
	S	98.744	115.100	116.774	118.498	96.469	109.389
4	T	12.5352	12.6880	15.5577	20.6922	18.8104	80.2835
	S	99.864	114.138	117.320	118.655	95.692	109.367
5	T				21.7310	19.9862	403.9405
	S				112.983	90.062	21.737
6	T	12.8260	12.6554	15.6099	20.5564	18.4294	80.0771
	S	97.600	114.432	116.928	119.439	97.670	109.649
7	T	12.4371	12.5422	15.3921	20.4692	18.4402	79.2808
	S	100.652	115.465	118.582	119.947	97.613	110.751
8	T	12.4267	12.5292	15.4600	20.5284	18.4363	79.3806
	S	100.736	115.585	118.061	119.601	97.633	110.611
9	T	12.3562	12.6342	15.3914	20.4691	18.4619	79.3128
	S	101.311	114.624	118.587	119.948	97.498	110.706

Event: Cooper Tires Indy Pro 2000 Indy GP

Rounds 8/9/10

Track: Indianapolis Motor Speedway RC

2.439 mile(s)



Report: Section Data Report

Indy Pro 2000 Championship

Session: Qualifications - Race 2

September 4, 2020

Section Data for Car 3 - Comeau, Antoine

Lap	T/S I6 to I8	I8 to SF	SF to I2	I2 to I4	I4 to I6	Lap	
1	T	33.2692	14.3954	18.2135	21.9225	19.7769	107.5775
	S	37.627	100.600	100.213	111.996	91.015	81.619
2	T	12.8357	12.7448	16.0788	20.9232	19.0206	81.6031
	S	97.526	113.629	113.518	117.345	94.634	107.599
3	T	12.7463	12.6564	15.7883	20.7875	19.0653	81.0438
	S	98.210	114.423	115.606	118.111	94.412	108.341
4	T	12.7094	12.6586	15.8620	20.8513	19.1814	81.2627
	S	98.495	114.403	115.069	117.749	93.841	108.050
5	T	12.6691	12.7483	15.8454	24.0389	22.4013	644.8799
	S	98.809	113.598	115.190	102.136	80.352	13.616
6	T	12.9362	12.7131	15.7433	20.8055	18.9110	81.1091
	S	96.769	113.913	115.937	118.009	95.183	108.254
7	T	12.6563	12.6960	15.7885	20.8603	19.0668	81.0679
	S	98.909	114.066	115.605	117.699	94.405	108.309

Event: Cooper Tires Indy Pro 2000 Indy GP

Rounds 8/9/10

Track: Indianapolis Motor Speedway RC

2.439 mile(s)



Report: Section Data Report

Indy Pro 2000 Championship

Session: Qualifications - Race 2

September 4, 2020

Section Data for Car 36 - Loomis, Jacob (R)

Lap	T/S	I6 to I8	I8 to SF	SF to I2	I2 to I4	I4 to I6	Lap
1	T	13.4470	12.8074	16.4698	21.1563	19.2005	83.0810
	S	93.093	113.074	110.823	116.052	93.748	105.685
2	T	12.7212	12.7163	16.1986	20.8075	18.8490	81.2926
	S	98.404	113.884	112.678	117.997	95.496	108.010
3	T	12.7163	12.5866	15.7874	20.8820	18.8590	80.8313
	S	98.442	115.057	115.613	117.576	95.445	108.626
4	T	12.5767	12.6618	15.6856	20.9916	18.7907	80.7064
	S	99.535	114.374	116.363	116.962	95.792	108.794
5	T	12.6712	12.6515	15.6735	20.7880	19.0920	80.8762
	S	98.792	114.467	116.453	118.108	94.280	108.566
6	T				23.6498	21.4998	226.2158
	S				103.816	83.722	38.814
7	T	13.6280	12.7416	16.0770	21.4571	20.8441	84.7478
	S	91.856	113.658	113.530	114.425	86.355	103.606
8	T	12.6985	12.6275	15.6496	20.6919	18.6304	80.2979
	S	98.580	114.685	116.631	118.656	96.616	109.348
9	T	12.5645	12.6807	15.5671	20.6952	18.6791	80.1866
	S	99.631	114.204	117.249	118.638	96.364	109.500
10	T	12.5292	12.8412	15.7679	27.4898	20.4105	89.0386
	S	99.912	112.776	115.756	89.314	88.190	98.613
11	T	12.6950	12.6955	15.6589	20.6809	18.7118	80.4421
	S	98.607	114.070	116.562	118.720	96.196	109.152
12	T	12.4738	12.7941	15.7328	22.4859	21.0318	84.5184
	S	100.356	113.191	116.014	109.190	85.585	103.887

Event: Cooper Tires Indy Pro 2000 Indy GP

Rounds 8/9/10

Track: Indianapolis Motor Speedway RC

2.439 mile(s)



Report: Section Data Report

Indy Pro 2000 Championship

Session: Qualifications - Race 2

September 4, 2020

Section Data for Car 42 - Petrov, Artem

Lap	T/S	I6 to I8	I8 to SF	SF to I2	I2 to I4	I4 to I6	Lap
1	T	12.9984	12.7831	16.1359	21.1150	23.9882	87.0206
	S	96.306	113.289	113.116	116.279	75.037	100.900
2	T	13.1069	12.7179	16.0269	20.9223	19.0087	81.7827
	S	95.508	113.870	113.885	117.350	94.693	107.363
3	T	12.7360	12.6438	15.9292	20.7942	18.8637	80.9669
	S	98.290	114.537	114.584	118.073	95.421	108.444
4	T	12.6741	12.7144	15.8678	20.8190	18.8634	80.9387
	S	98.770	113.901	115.027	117.932	95.423	108.482
5	T	12.7502	12.6812	15.8495	20.9391	18.9356	81.1556
	S	98.180	114.199	115.160	117.256	95.059	108.192
6	T	12.6765	12.7361	15.9721	20.7211	18.8367	80.9425
	S	98.751	113.707	114.276	118.489	95.558	108.477
7	T				21.7564	19.6599	286.0711
	S				112.851	91.557	30.693
8	T	12.7793	12.5906	15.8752	20.6723	18.6826	80.6000
	S	97.957	115.021	114.973	118.769	96.346	108.938
9	T	12.4124	12.5101	15.5948	20.4376	18.4044	79.3593
	S	100.852	115.761	117.041	120.133	97.803	110.641
10	T	12.4766	12.5581	15.5146	20.5449	18.6902	79.7844
	S	100.333	115.319	117.646	119.505	96.307	110.052

Event: Cooper Tires Indy Pro 2000 Indy GP

Rounds 8/9/10

Track: Indianapolis Motor Speedway RC

2.439 mile(s)



Report: Section Data Report

Indy Pro 2000 Championship

Session: Qualifications - Race 2

September 4, 2020

Section Data for Car 57 - Kaminsky, Bob

Lap	T/S	I6 to I8	I8 to SF	SF to I2	I2 to I4	I4 to I6	Lap
1	T	14.6195	13.1814	16.7163	21.6723	20.7034	86.8929
	S	85.627	109.866	109.188	113.289	86.942	101.049
2	T	14.1615	12.9377	16.6050	21.4063	19.8074	84.9179
	S	88.396	111.935	109.920	114.696	90.875	103.399
3	T	13.1588	12.8291	16.0868	21.3693	19.3796	82.8236
	S	95.132	112.883	113.461	114.895	92.881	106.013
4	T	12.9942	12.9335	16.2863	21.3902	19.4502	83.0544
	S	96.337	111.971	112.071	114.783	92.544	105.719
5	T				25.8791	23.3919	213.3343
	S				94.873	76.950	41.158
6	T	15.7630	13.9640	17.1945	21.6985	20.0371	88.6571
	S	79.415	103.708	106.152	113.152	89.833	99.038
7	T	13.2648	12.9660	16.5163	21.3230	19.2737	83.3438
	S	94.371	111.691	110.511	115.145	93.392	105.352
8	T	12.9131	12.8872	16.0774	21.0771	19.3052	82.2600
	S	96.942	112.374	113.528	116.488	93.239	106.740
9	T	12.9458	12.8565	16.1085	21.3153	19.6889	82.9150
	S	96.697	112.642	113.308	115.186	91.422	105.896
10	T	12.9678	12.8549	16.1817	21.1600	22.8326	85.9970
	S	96.533	112.656	112.796	116.032	78.835	102.101
11	T	13.2096	12.8062	16.0958	21.2440	19.7244	83.0800
	S	94.766	113.084	113.398	115.573	91.258	105.686
12	T	13.0757	13.2398	16.3792	21.1308	19.6237	83.4492
	S	95.736	109.381	111.436	116.192	91.726	105.219



Event: Cooper Tires Indy Pro 2000 Indy GP

Rounds 8/9/10

Track: Indianapolis Motor Speedway RC

2.439 mile(s)



Report: Section Data Report

Indy Pro 2000 Championship

Session: Qualifications - Race 2

September 4, 2020

Section Data for Car 6 - de la Vara, Moises

Lap	T/S	I6 to I8	I8 to SF	SF to I2	I2 to I4	I4 to I6	Lap
1	T	13.5389	12.8125	16.1466	22.4264	19.6763	84.6007
	S	92.461	113.029	113.041	109.479	91.481	103.786
2	T	12.7116	12.9513	16.0912	21.0917	19.0065	81.8523
	S	98.478	111.817	113.430	116.407	94.704	107.271
3	T	12.4752	13.0553	15.8989	20.9308	18.9415	81.3017
	S	100.345	110.927	114.802	117.302	95.029	107.998
4	T	12.6000	12.8531	15.8693	21.1254	19.0233	81.4711
	S	99.351	112.672	115.016	116.222	94.621	107.773
5	T				23.4796	20.3080	402.9952
	S				104.569	88.635	21.788
6	T	12.9327	12.9310	16.0912	21.1146	18.8199	81.8894
	S	96.795	111.993	113.430	116.281	95.643	107.223
7	T	12.4283	12.7777	15.6848	20.8808	18.6845	80.4561
	S	100.723	113.337	116.369	117.583	96.337	109.133
8	T	12.6099	12.8158	15.6685	20.7965	18.6982	80.5889
	S	99.273	113.000	116.490	118.060	96.266	108.953
9	T	12.5972	12.7959	15.6410	20.7812	18.6806	80.4959
	S	99.373	113.175	116.695	118.147	96.357	109.079
10	T	12.6300	12.7089	15.7061	20.9939	18.7066	80.7455
	S	99.115	113.950	116.211	116.950	96.223	108.742

Event: Cooper Tires Indy Pro 2000 Indy GP

Rounds 8/9/10

Track: Indianapolis Motor Speedway RC

2.439 mile(s)



Report: Section Data Report

Indy Pro 2000 Championship

Session: Qualifications - Race 2

September 4, 2020

Section Data for Car 68 - Frost, Danial

Lap	T/S	I6 to I8	I8 to SF	SF to I2	I2 to I4	I4 to I6	Lap
1	T	13.3093	12.7279	16.3772	20.9245	19.0106	82.3495
	S	94.056	113.780	111.449	117.337	94.684	106.624
2	T	12.7122	12.5192	17.8299	20.9807	18.8848	82.9268
	S	98.474	115.677	102.369	117.023	95.315	105.881
3	T	12.5751	12.5335	15.7224	20.7481	18.7244	80.3035
	S	99.547	115.545	116.091	118.335	96.131	109.340
4	T	12.6293	12.5734	15.6126	20.7777	18.7182	80.3112
	S	99.120	115.178	116.907	118.166	96.163	109.330
5	T	12.6752	12.6158	16.0002	20.9423	19.2226	81.4561
	S	98.761	114.791	114.075	117.238	93.640	107.793
6	T				23.5843	19.6713	463.5954
	S				104.104	91.504	18.940
7	T	12.7685	12.6014	15.6690	20.5055	18.6821	80.2265
	S	98.040	114.922	116.487	119.735	96.349	109.445
8	T	12.5095	12.4916	15.4141	20.5962	18.5324	79.5438
	S	100.069	115.932	118.413	119.208	97.127	110.384
9	T	12.5176	12.5366	15.4956	20.6577	18.5081	79.7156
	S	100.005	115.516	117.790	118.853	97.255	110.147
10	T	12.5367	12.5887	15.6853	23.6343	25.0980	89.5430
	S	99.852	115.038	116.365	103.884	71.719	98.058

Event: Cooper Tires Indy Pro 2000 Indy GP

Rounds 8/9/10

Track: Indianapolis Motor Speedway RC

2.439 mile(s)



Report: Section Data Report

Indy Pro 2000 Championship

Session: Qualifications - Race 2

September 4, 2020

Section Data for Car 69 - Aranda, Nate (R)

Lap	T/S	I6 to I8	I8 to SF	SF to I2	I2 to I4	I4 to I6	Lap
1	T	13.0856	12.8559	15.9164	21.1291	19.6976	82.6846
	S	95.664	112.647	114.676	116.201	91.382	106.191
2	T	12.9729	12.7229	27.6978	25.5564	19.8831	98.8331
	S	96.495	113.825	65.898	96.071	90.529	88.841
3	T	13.1869	12.7302	15.9833	20.9534	19.3469	82.2007
	S	94.929	113.760	114.196	117.176	93.038	106.817
4	T	13.0485	12.6679	16.0887	21.0894	19.2970	82.1915
	S	95.936	114.319	113.448	116.420	93.279	106.829
5	T	12.9795	12.7550	16.0685	21.8027	20.1176	83.7233
	S	96.446	113.538	113.590	112.611	89.474	104.874
6	T	13.0053	12.8942	16.3104	21.3279	19.6354	83.1732
	S	96.254	112.313	111.906	115.118	91.671	105.568
7	T				22.4313	20.9481	247.4219
	S				109.455	85.927	35.488
8	T	13.6614	12.9646	16.1663	20.9266	19.4756	83.1945
	S	91.632	111.703	112.903	117.326	92.423	105.541
9	T	12.7584	12.6285	15.9082	20.8923	19.0852	81.2726
	S	98.117	114.676	114.735	117.518	94.314	108.036
10	T	12.7481	12.6068	15.8621	20.8362	18.9750	81.0282
	S	98.196	114.873	115.068	117.835	94.862	108.362
11	T	12.6649	12.7905	15.7263	21.0282	19.2387	81.4486
	S	98.842	113.223	116.062	116.759	93.561	107.803
12	T	12.9319	12.7208	16.0975	34.6601		
	S	96.801	113.844	113.386	70.837		

Event: Cooper Tires Indy Pro 2000 Indy GP

Rounds 8/9/10

Track: Indianapolis Motor Speedway RC

2.439 mile(s)



Report: Section Data Report

Indy Pro 2000 Championship

Session: Qualifications - Race 2

September 4, 2020

Section Data for Car 7 - Enders, Kory

Lap	T/S	I6 to I8	I8 to SF	SF to I2	I2 to I4	I4 to I6	Lap
1	T	13.0798	12.7550	16.0719	20.8621	19.4458	82.2146
	S	95.706	113.538	113.566	117.688	92.565	106.799
2	T	12.6955	12.5362	15.9587	20.9696	18.8544	81.0144
	S	98.603	115.520	114.372	117.085	95.468	108.381
3	T	12.6858	12.6930	15.7529	20.9002	19.0111	81.0430
	S	98.679	114.093	115.866	117.474	94.682	108.342
4	T	12.6753	12.5766	15.8816	21.0580	18.8797	81.0712
	S	98.760	115.149	114.927	116.594	95.340	108.305
5	T				21.9045	19.8151	418.2311
	S				112.088	90.840	20.994
6	T	12.8917	12.5599	15.8861	24.3736	19.1396	84.8509
	S	97.103	115.302	114.895	100.733	94.046	103.480
7	T	12.4407	12.6100	15.5926	20.9213	18.6583	80.2229
	S	100.623	114.844	117.057	117.355	96.472	109.450
8	T	18.4667	12.8161	15.6896	20.7395	18.7439	86.4558
	S	67.788	112.997	116.334	118.384	96.031	101.559
9	T	12.6053	12.7114	15.6873	20.7611	18.7982	80.5633
	S	99.309	113.928	116.351	118.261	95.754	108.988
10	T	13.0209	12.5179	16.5112	22.8184	20.5855	85.4539
	S	96.139	115.689	110.545	107.599	87.440	102.750

Event: Cooper Tires Indy Pro 2000 Indy GP

Rounds 8/9/10

Track: Indianapolis Motor Speedway RC

2.439 mile(s)



Report: Section Data Report

Indy Pro 2000 Championship

Session: Qualifications - Race 2

September 4, 2020

Section Data for Car 8 - Sulaiman, Manuel (R)

Lap	T/S	I6 to I8	I8 to SF	SF to I2	I2 to I4	I4 to I6	Lap
1	T	12.9536	12.7414	16.0058	20.8119	19.0037	81.5164
	S	96.639	113.660	114.035	117.972	94.718	107.713
2	T	12.6272	12.5421	15.8166	20.5891	18.7300	80.3050
	S	99.137	115.466	115.399	119.249	96.103	109.338
3	T	12.5843	12.6380	15.5759	20.6687	18.8562	80.3231
	S	99.475	114.589	117.183	118.790	95.459	109.314
4	T	12.6795	12.5574	15.6293	20.5474	18.7584	80.1720
	S	98.728	115.325	116.782	119.491	95.957	109.520
5	T				21.3198	19.3841	485.9841
	S				115.162	92.860	18.067
6	T	12.3859	12.7941	15.6046	20.5525	18.6287	79.9658
	S	101.068	113.191	116.967	119.461	96.625	109.802
7	T	12.2428	12.6916	15.6085	20.5571	18.7489	79.8489
	S	102.249	114.106	116.938	119.435	96.006	109.963
8	T	12.3584	12.6221	15.4855	20.4937	18.8084	79.7681
	S	101.293	114.734	117.867	119.804	95.702	110.074
9	T	12.4839	12.6307	15.5227	20.6147	18.6796	79.9316
	S	100.275	114.656	117.584	119.101	96.362	109.849

Event: Cooper Tires Indy Pro 2000 Indy GP

Rounds 8/9/10

Track: Indianapolis Motor Speedway RC

2.439 mile(s)



Report: Section Data Report

Indy Pro 2000 Championship

Session: Qualifications - Race 2

September 4, 2020

Section Data for Car 9 - Thompson, Parker

Lap	T/S	I6 to I8	I8 to SF	SF to I2	I2 to I4	I4 to I6	Lap
1	T	12.7748	12.8277	16.0457	20.7930	18.8241	81.2653
	S	97.991	112.895	113.752	118.080	95.622	108.046
2	T	12.3713	12.7744	15.8458	20.6921	18.9725	80.6561
	S	101.187	113.366	115.187	118.655	94.874	108.862
3	T	12.4136	12.6866	15.6588	20.8980	18.6886	80.3456
	S	100.842	114.151	116.562	117.486	96.315	109.283
4	T	12.4385	12.6452	15.6792	20.7441	18.9275	80.4345
	S	100.641	114.524	116.411	118.358	95.100	109.162
5	T				22.8092	20.1164	399.4532
	S				107.642	89.479	21.981
6	T	12.8764	12.5860	15.9089	21.9374	18.7781	82.0868
	S	97.218	115.063	114.730	111.920	95.856	106.965
7	T	12.4462	12.5655	15.5050	20.5233	20.4376	81.4776
	S	100.578	115.251	117.719	119.631	88.073	107.765
8	T	12.4416	12.6073	15.4569	20.5790	18.6810	79.7658
	S	100.616	114.869	118.085	119.307	96.355	110.077
9	T	12.5081	12.6382	15.6012	20.6574	18.7218	80.1267
	S	100.081	114.588	116.993	118.855	96.145	109.581
10	T	12.4992	12.6775	15.5311	20.5968	18.8163	80.1209
	S	100.152	114.232	117.521	119.204	95.662	109.589

**Event:** Cooper Tires Indy Pro 2000 Indy GP  
**Track:** Indianapolis Motor Speedway RC  
**Report:** Section Data Report  
**Session:** Qualifications - Race 2

**Rounds 8/9/10**  
**2.439 mile(s)**








**Indy Pro 2000 Championship**  
**September 4, 2020**

Section Data for Car

Report Support Information

Section Legend	
Name	Length
I6 to I8	0.347727 miles
I8 to SF	0.402273 miles
SF to I2	0.507008 miles
I2 to I4	0.682008 miles
I4 to I6	0.500000 miles
Lap	2.439000 miles

Color Legend	
	Fastest Lap
	Section Under Caution
	Section Under Green
	Section Time Data
	Section Speed Data

