

Event: L&W Supply Grand Prix of Toronto**Round 14 / 15****Track:** Streets of Toronto**1.786 mile(s)****Report:** Section Data Report**Indy Pro 2000 Championship****Session:** Qualifications - Race 1**July 15, 2022****Section Data for Car 1 - Porto, Kiko (R)**

Lap	T/S	I8 to I9A	I9A to I9	I9 to I10	I10 to SF	SF to I1	I1 to I2	I2 to I3A	I3A to I3	I3 to I4	I4 to I5	I5 to I6A	I6A to I6	I6 to I7	I7 to I8	Lap
1	T	2.5637	2.2339	8.1668	4.4960	0.7077	2.9746	4.6510	6.0707	9.9691	9.9387	5.7973	4.6859	8.9303	2.7920	73.9777
	S	66.488	62.874	72.049	105.700	113.685	99.020	65.968	101.082	129.263	68.122	64.685	79.300	99.864	55.190	86.913
2	T	2.5285	2.1585	7.9200	4.4230	0.6767	2.5663	4.3237	5.9532	9.6389	9.3175	5.5599	4.6051	8.6633	2.7675	71.1021
	S	67.413	65.070	74.294	107.445	118.892	114.774	70.962	103.077	133.691	72.664	67.447	80.691	102.942	55.679	90.428
3	T	2.4698	2.1077	7.8427	4.3958	0.6761	2.4921	4.3172	5.9464	9.6049	9.2106	5.4485	4.5954	8.7054	2.7792	70.5918
	S	69.016	66.639	75.026	108.109	118.998	118.192	71.069	103.195	134.164	73.507	68.826	80.861	102.444	55.444	91.081
4	T	2.4930	2.1046	7.8849	4.4029	0.6751	2.5450	4.3269	5.9481	9.6028	9.0835	5.5179	4.5540	8.6653	2.8529	70.6569
	S	68.373	66.737	74.625	107.935	119.174	115.735	70.909	103.165	134.194	74.536	67.961	81.597	102.918	54.012	90.997
5	T	2.4668	2.1116	7.8356	4.3753	0.6722	2.5704	4.3474	5.9323	9.5884	9.0754	5.4737	4.5861	8.6460	2.7163	70.3975
	S	69.099	66.516	75.094	108.616	119.688	114.591	70.575	103.440	134.395	74.602	68.509	81.025	103.148	56.728	91.333
6	T	2.6686	2.4040	8.6733	5.0712	0.8360	3.5266	4.9204	7.6518	12.4082	12.3145	6.5302	5.0767	11.1585	3.4888	86.7288
	S	63.874	58.425	67.841	93.711	96.237	83.521	62.356	80.195	103.854	54.980	57.425	73.195	79.923	44.167	74.135
7	T					0.7758	2.9098	4.6320	6.0826	9.6371	10.6145	6.4277	4.9080	9.8944	2.8839	278.7364
	S					103.705	101.225	66.239	100.884	133.716	63.785	58.341	75.711	90.134	53.431	23.067
8	T	2.5431	2.1797	8.0766	4.4409	0.6748	2.6621	4.4198	5.9554	10.6958	10.1739	5.8836	4.9669	11.0314	2.8435	76.5475
	S	67.026	64.438	72.854	107.011	119.227	110.644	69.419	103.039	120.481	66.547	63.736	74.813	80.844	54.191	83.995
9	T	2.4391	2.2329	7.8963	4.3921	0.6711	2.5335	4.2629	5.9257	9.5746	9.2514	5.4819	4.5694	8.6172	2.6955	70.5436
	S	69.884	62.902	74.517	108.200	119.885	116.260	71.974	103.555	134.589	73.183	68.407	81.322	103.493	57.166	91.144
10	T	2.4570	2.1176	7.7487	4.3494	0.6690	2.5021	4.2846	5.9071	9.5572	9.0145	5.4009	4.5755	8.6746	2.7032	69.9614
	S	69.375	66.327	75.936	109.263	120.261	117.719	71.610	103.881	134.834	75.106	69.433	81.213	102.808	57.003	91.902
11	T	2.4598	2.0825	7.7706	4.3624	0.6694	2.4930	4.2401	5.8779	9.5025	10.8766	5.6328	4.9441	9.9019	2.8287	73.6423
	S	69.296	67.445	75.722	108.937	120.189	118.149	72.361	104.397	135.610	62.248	66.574	75.158	90.065	54.474	87.309
12	T	2.4875	2.0873	7.8203	4.3687	0.6690	2.4912	4.2946	5.9408	9.5582	9.2098	5.4814	4.5345	8.5421	2.7269	70.2123
	S	68.524	67.290	75.241	108.780	120.261	118.234	71.443	103.292	134.820	73.514	68.413	81.947	104.403	56.508	91.574

Event: L&W Supply Grand Prix of Toronto

Round 14 / 15

Track: Streets of Toronto

1.786 mile(s)



Report: Section Data Report

Indy Pro 2000 Championship

Session: Qualifications - Race 1

July 15, 2022

Section Data for Car 1 - Porto, Kiko (R)

Lap	T/S	PI to PO	PO to I8	SF to PI
1	T		67.2144	
	S		82.257	
2	T			
	S			
3	T			
	S			
4	T			
	S			
5	T			
	S			
6	T			72.5047
	S			72.052
7	T	208.1837	65.9597	
	S	3.331	83.822	
8	T			
	S			
9	T			
	S			
10	T			
	S			
11	T			
	S			
12	T			57.3176
	S			91.143

Event: L&W Supply Grand Prix of Toronto
Track: Streets of Toronto
Report: Section Data Report
Session: Qualifications - Race 1

Round 14 / 15
1.786 mile(s)
Indy Pro 2000 Championship
July 15, 2022



Section Data for Car 18 - Sundaramoorthy, Yuven (R)

Lap	T/S	I8 to I9A	I9A to I9	I9 to I10	I10 to SF	SF to I1	I1 to I2	I2 to I3A	I3A to I3	I3 to I4	I4 to I5	I5 to I6A	I6A to I6	I6 to I7	I7 to I8	Lap
1	T	2.6005	2.2705	8.6118	4.5244	0.6840	2.7502	4.5996	6.0293	9.7830	10.1963	5.7147	4.7296	9.1249	2.9763	74.5951
	S	65.547	61.861	68.326	105.037	117.624	107.100	66.705	101.776	131.722	66.401	65.620	78.567	97.735	51.773	86.193
2	T	2.5465	2.1807	8.1435	4.4433	0.6776	2.6959	4.5419	5.9656	9.6493	9.7738	5.6400	4.6345	8.9572	2.8838	72.7336
	S	66.937	64.408	72.255	106.954	118.735	109.257	67.553	102.862	133.547	69.271	66.489	80.179	99.564	53.433	88.399
3	T	2.5057	2.1609	8.0273	4.4429	0.6771	2.5604	4.3872	5.9292	9.6149	9.4071	5.5664	4.5552	8.8957	2.8871	71.6171
	S	68.027	64.998	73.301	106.963	118.822	115.039	69.935	103.494	134.025	71.972	67.368	81.575	100.253	53.372	89.777
4	T	2.4292	2.1242	7.8500	4.4254	0.6759	2.4846	4.2985	5.9225	9.6093	9.3071	5.5579	4.5984	8.6889	2.7379	70.7098
	S	70.169	66.121	74.957	107.386	119.033	118.548	71.378	103.611	134.103	72.745	67.472	80.809	102.639	56.281	90.929
5	T	2.4257	2.0714	7.7330	4.3842	0.6703	2.5161	4.3002	5.8855	9.4707	9.2997	5.5113	4.5845	8.6684	2.7520	70.2730
	S	70.270	67.807	76.091	108.395	120.028	117.064	71.350	104.262	136.066	72.803	68.042	81.054	102.882	55.992	91.495
6	T	2.4353	2.0764	7.7507	4.3866	0.6716	2.5216	5.0073	6.6170	11.4127	11.2467	6.2181	4.9696	11.9058	3.5020	80.7214
	S	69.993	67.643	75.917	108.336	119.795	116.809	61.274	92.736	112.912	60.199	60.308	74.773	74.906	44.001	79.652
7	T					0.7697	3.1919	5.3558	6.4630	10.0237	12.6544	8.4014	6.3717	9.5530	2.9906	331.1483
	S					104.527	92.279	57.287	94.946	128.559	53.503	44.635	58.319	93.355	51.525	19.418
8	T	2.6603	2.2991	8.5199	4.6561	0.8982	4.2246	5.3803	7.0274	10.0201	12.8796	7.4662	4.9520	8.8615	2.8334	82.6787
	S	64.073	61.091	69.063	102.066	89.573	69.722	57.026	87.321	128.605	52.567	50.226	75.039	100.640	54.384	77.766
9	T	2.4881	2.1358	7.9803	4.4463	0.6759	2.6336	4.4373	5.9326	9.6160	9.6103	5.5075	4.6005	8.6971	2.7348	71.4961
	S	68.508	65.762	73.733	106.882	119.033	111.841	69.145	103.435	134.010	70.450	68.089	80.772	102.542	56.344	89.929
10	T	2.3878	2.0591	7.7721	4.3840	0.6725	2.5199	4.2006	5.9091	9.5711	9.1658	5.5422	4.5726	8.6079	2.7325	70.0972
	S	71.386	68.212	75.708	108.400	119.635	116.888	73.042	103.846	134.638	73.866	67.663	81.265	103.605	56.392	91.724
11	T	2.3881	2.0521	7.7259	4.3638	0.6693	2.4640	4.2031	5.9043	9.5417	9.2754	5.5393	4.6237	8.7329	2.7760	70.2596
	S	71.377	68.444	76.161	108.902	120.207	119.540	72.998	103.930	135.053	72.994	67.698	80.367	102.122	55.508	91.512
12	T	2.4089	2.0575	7.7079	4.3674	0.6685	2.4882	4.1958	5.8666	9.5184	9.1499	5.4313	4.5836	8.7073	2.6851	69.8364
	S	70.760	68.265	76.338	108.812	120.351	118.377	73.125	104.598	135.384	73.995	69.044	81.070	102.422	57.387	92.067

Event: L&W Supply Grand Prix of Toronto
Track: Streets of Toronto
Report: Section Data Report
Session: Qualifications - Race 1

Round 14 / 15
1.786 mile(s)
Indy Pro 2000 Championship
July 15, 2022



Section Data for Car 18 - Sundaramoorthy, Yuven (R)

Lap	T/S	PI to PO	PO to I8	SF to PI
1	T		71.8781	
	S		76.920	
2	T			
	S			
3	T			
	S			
4	T			
	S			
5	T			
	S			
6	T			68.8288
	S			75.900
7	T	254.1067	72.2852	
	S	2.729	76.487	
8	T			
	S			
9	T			
	S			
10	T			
	S			
11	T			
	S			
12	T			58.4456
	S			89.384

Event: L&W Supply Grand Prix of Toronto**Round 14 / 15****Track:** Streets of Toronto**1.786 mile(s)****Report:** Section Data Report**Indy Pro 2000 Championship****Session:** Qualifications - Race 1**July 15, 2022****Section Data for Car 19 - Missig, Jordan (R)**

Lap	T/S	I8 to I9A	I9A to I9	I9 to I10	I10 to SF	SF to I1	I1 to I2	I2 to I3A	I3A to I3	I3 to I4	I4 to I5	I5 to I6A	I6A to I6	I6 to I7	I7 to I8	Lap
1	T	2.6522	2.3255	8.6053	4.5468	0.6884	2.6676	4.7252	6.1494	9.7354	10.1605	5.8919	4.9435	9.1245	3.1211	75.3373
	S	64.269	60.398	68.378	104.519	116.872	110.416	64.932	99.788	132.366	66.635	63.647	75.168	97.739	49.371	85.344
2	T	2.6108	2.2522	8.1983	4.4748	0.6820	2.5979	4.4613	6.0716	9.6810	9.6918	5.7095	4.8200	8.9571	2.8653	73.0736
	S	65.288	62.363	71.772	106.201	117.969	113.378	68.773	101.067	133.110	69.858	65.680	77.094	99.566	53.778	87.988
3	T	2.4761	2.1879	8.1093	4.5450	0.6861	2.5715	4.4156	6.0308	9.6412	9.4714	5.6881	4.8042	8.8614	2.8623	72.3509
	S	68.840	64.196	72.560	104.560	117.264	114.542	69.485	101.750	133.659	71.483	65.927	77.347	100.641	53.835	88.867
4	T	2.4586	2.1810	7.9435	4.4310	0.6761	2.5276	4.3204	5.9866	9.6503	9.3257	5.5980	4.8231	8.7613	2.8277	71.5109
	S	69.330	64.399	74.074	107.251	118.998	116.532	71.016	102.502	133.533	72.600	66.988	77.044	101.791	54.493	89.911
5	T	2.4587	2.1385	7.9200	4.4132	0.6772	2.4993	4.3441	6.0107	9.6558	9.3668	5.5327	4.8255	8.7081	2.8031	71.3537
	S	69.327	65.679	74.294	107.683	118.805	117.851	70.629	102.091	133.457	72.281	67.779	77.006	102.412	54.972	90.109
6	T	2.4669	2.1767	7.9401	4.4060	0.6671	2.7668	4.8146	6.4640	11.7583	11.9146	7.3081	5.8496	11.5663	3.2666	83.3657
	S	69.097	64.526	74.106	107.859	120.603	106.457	63.727	94.931	109.594	56.825	51.313	63.524	77.105	47.172	77.125
7	T					0.7547	3.1719	5.3539	6.3706	10.1897	12.8432	8.3260	6.4811	9.6572	2.9787	324.6990
	S					106.605	92.861	57.307	96.323	126.465	52.716	45.040	57.335	92.347	51.731	19.802
8	T	2.5679	2.2349	8.3717	4.5712	0.7988	3.0460	4.6930	6.4839	12.6398	13.1139	7.5427	5.1304	8.9701	2.9027	83.0670
	S	66.379	62.846	70.285	103.961	100.719	96.699	65.378	94.640	101.951	51.628	49.717	72.429	99.421	53.085	77.403
9	T	2.5171	2.1470	8.0298	4.4273	0.6748	2.5328	4.3988	6.0161	9.5945	9.5313	5.5756	4.6859	8.6292	2.7919	71.5521
	S	67.719	65.419	73.278	107.340	119.227	116.292	69.750	101.999	134.310	71.034	67.257	79.300	103.349	55.192	89.859
10	T	2.4264	2.1070	7.8585	4.4231	0.6743	2.4862	4.3175	5.9249	9.5328	9.3369	5.5161	4.7309	8.5223	2.8772	70.7341
	S	70.250	66.661	74.875	107.442	119.316	118.472	71.064	103.569	135.179	72.513	67.983	78.546	104.645	53.556	90.898
11	T	2.5034	2.1081	7.7525	4.3523	0.6694	2.4793	4.3614	5.9862	9.5757	9.2518	5.5346	4.7576	8.6375	2.8978	70.8676
	S	68.089	66.626	75.899	109.190	120.189	118.802	70.349	102.508	134.574	73.180	67.756	78.105	103.250	53.175	90.727
12	T	2.4406	2.0605	7.8222	4.3863	0.6724	2.4738	4.2316	5.9075	9.5791	9.1500	5.4308	4.6649	8.5237	2.7309	70.0743
	S	69.841	68.165	75.223	108.344	119.653	119.066	72.506	103.874	134.526	73.994	69.051	79.657	104.628	56.425	91.754

Event: L&W Supply Grand Prix of Toronto

Round 14 / 15

Track: Streets of Toronto

1.786 mile(s)



Report: Section Data Report

Indy Pro 2000 Championship

Session: Qualifications - Race 1

July 15, 2022

Section Data for Car 19 - Missig, Jordan (R)

Lap	T/S	PI to PO	PO to I8	SF to PI
1	T		71.7203	
	S		77.089	
2	T			
	S			
3	T			
	S			
4	T			
	S			
5	T			
	S			
6	T			71.5528
	S			73.010
7	T	247.0988	72.4234	
	S	2.805	76.341	
8	T			
	S			
9	T			
	S			
10	T			
	S			
11	T			
	S			
12	T			57.1789
	S			91.364

Event: L&W Supply Grand Prix of Toronto

Round 14 / 15

Track: Streets of Toronto

1.786 mile(s)



Report: Section Data Report

Indy Pro 2000 Championship

Session: Qualifications - Race 1

July 15, 2022

Section Data for Car 2 - Browne, Jonathan (R)

Lap	T/S	I8 to I9A	I9A to I9	I9 to I10	I10 to SF	SF to I1	I1 to I2	I2 to I3A	I3A to I3	I3 to I4	I4 to I5	I5 to I6A	I6A to I6	I6 to I7	I7 to I8	Lap
1	T	2.5865	2.1934	8.3299	4.5203	0.6863	2.6777	4.7210	6.1483	9.7351	9.8023	5.7540	4.9925	8.9483	2.8766	73.9722
	S	65.902	64.035	70.638	105.132	117.229	109.999	64.990	99.806	132.370	69.070	65.172	74.430	99.663	53.567	86.919
2	T	2.5029	2.1773	8.2061	4.4894	0.6886	2.6559	4.5347	6.0501	9.7370	9.6752	5.6819	5.0641	9.0303	2.8454	73.3389
	S	68.103	64.509	71.704	105.855	116.838	110.902	67.660	101.426	132.344	69.977	65.999	73.377	98.758	54.154	87.670
3	T	2.5019	2.1571	8.1026	4.4464	0.6806	2.5684	4.3238	6.0086	9.6927	9.4469	5.5974	4.8440	8.7934	2.7678	71.9316
	S	68.130	65.113	72.620	106.879	118.211	114.681	70.960	102.126	132.949	71.669	66.995	76.712	101.419	55.673	89.385
4	T	2.4763	2.1377	8.0652	4.4824	0.6844	2.5808	4.3466	5.9548	9.6794	9.4390	5.5371	4.7975	8.8090	2.7476	71.7378
	S	68.834	65.704	72.957	106.021	117.555	114.130	70.588	103.049	133.132	71.729	67.725	77.455	101.239	56.082	89.626
5	T	2.4098	2.1009	7.8821	4.4322	0.6787	2.5343	4.2706	5.9218	9.6802	9.3645	5.5396	5.1356	13.2699	3.4665	76.6867
	S	70.734	66.854	74.651	107.222	118.542	116.224	71.844	103.623	133.121	72.299	67.694	72.356	67.206	44.451	83.842
6	T					0.7626	3.1201	4.9956	6.1705	9.8901	10.2549	9.5614	7.7150	10.2894	3.0235	363.6168
	S					105.500	94.403	61.418	99.447	130.296	66.022	39.220	48.165	86.673	50.964	17.682
7	T	2.5517	2.2328	8.2253	4.4948	0.6835	2.7003	4.6188	5.9890	9.6014	9.7835	5.7460	4.8818	8.7641	2.7872	73.0602
	S	66.800	62.905	71.536	105.728	117.710	109.079	66.428	102.461	134.213	69.203	65.263	76.118	101.758	55.285	88.004
8	T	2.4932	2.1444	7.8891	4.4390	0.6798	2.5366	4.3034	6.0139	9.6859	9.4223	5.6094	5.1184	8.9544	2.9232	72.2130
	S	68.368	65.498	74.585	107.057	118.350	116.118	71.297	102.036	133.043	71.856	66.852	72.599	99.596	52.713	89.037
9	T	2.5435	2.1041	7.9340	4.4180	0.6764	2.5384	4.4102	5.9400	9.6573	9.2343	5.5430	4.6948	8.6165	2.7828	71.0933
	S	67.016	66.753	74.163	107.566	118.945	116.036	69.570	103.306	133.437	73.319	67.653	79.149	103.501	55.373	90.439
10	T	2.4268	2.1399	7.8671	4.4433	0.6783	2.5387	4.3270	5.9487	9.6126	9.2720	5.5612	4.8257	8.6228	2.8538	71.1179
	S	70.238	65.636	74.794	106.954	118.612	116.022	70.908	103.155	134.057	73.020	67.431	77.002	103.426	53.995	90.408
11	T	2.4851	2.0884	7.8145	4.3973	0.6728	2.5149	4.4180	5.9567	9.5676	9.3698	5.5595	4.6987	8.8625	2.8198	71.2256
	S	68.591	67.255	75.297	108.073	119.582	117.120	69.447	103.016	134.688	72.258	67.452	79.084	100.628	54.646	90.271

Event: L&W Supply Grand Prix of Toronto

Round 14 / 15

Track: Streets of Toronto

1.786 mile(s)



Report: Section Data Report

Indy Pro 2000 Championship

Session: Qualifications - Race 1

July 15, 2022

Section Data for Car 2 - Browne, Jonathan (R)

Lap	T/SPI to PO	PO to I8	SF to PI
1	T	66.6679	
	S	82.931	
2	T		
	S		
3	T		
	S		
4	T		
	S		
5	T		64.1087
	S		81.488
6	T	287.1773	72.1925
	S	2.415	76.585
7	T		
	S		
8	T		
	S		
9	T		
	S		
10	T		
	S		
11	T		59.4747
	S		87.837

Event: L&W Supply Grand Prix of Toronto
Track: Streets of Toronto
Report: Section Data Report
Session: Qualifications - Race 1

Round 14 / 15
1.786 mile(s)
Indy Pro 2000 Championship
July 15, 2022



Section Data for Car 3 - Green, Josh (R)

Lap	T/S	I8 to I9A	I9A to I9	I9 to I10	I10 to SF	SF to I1	I1 to I2	I2 to I3A	I3A to I3	I3 to I4	I4 to I5	I5 to I6A	I6A to I6	I6 to I7	I7 to I8	Lap
1	T	2.5093	2.1651	8.2888	4.5250	0.6855	2.5831	4.4809	6.1592	9.7417	9.2743	5.5941	4.7125	8.7967	2.8131	72.3293
	S	67.929	64.872	70.988	105.023	117.366	114.028	68.472	99.629	132.280	73.002	67.035	78.852	101.381	54.776	88.893
2	T	2.4394	2.0860	8.0454	4.4177	0.6793	2.5407	4.3894	6.1563	9.7106	9.2326	5.5632	4.6733	8.6605	2.7344	71.3288
	S	69.876	67.332	73.136	107.573	118.437	115.931	69.900	99.676	132.704	73.332	67.407	79.514	102.975	56.353	90.140
3	T	2.4246	2.1217	7.9567	4.4419	0.6789	2.4976	4.2705	5.9365	9.6367	9.0911	5.5494	4.6411	8.5464	2.6844	70.4775
	S	70.302	66.199	73.951	106.987	118.507	117.931	71.846	103.367	133.722	74.473	67.575	80.065	104.350	57.402	91.229
4	T	2.4241	2.0594	8.0394	4.4663	0.6824	2.5016	4.2304	5.9386	9.6293	9.0894	5.4447	4.6188	8.5422	2.7128	70.3794
	S	70.317	68.202	73.191	106.403	117.899	117.743	72.527	103.330	133.825	74.487	68.874	80.452	104.401	56.801	91.356
5	T	2.4523	2.0721	7.9317	4.4184	0.6788	2.4630	4.2330	5.9590	9.6179	9.0186	5.5089	4.6222	8.5699	2.8418	70.3876
	S	69.508	67.784	74.184	107.556	118.525	119.588	72.482	102.976	133.983	75.072	68.072	80.393	104.064	54.223	91.346
6	T					0.7674	3.0041	4.9480	6.0915	9.7538	9.9863	5.7623	5.1791	10.3073	3.0080	368.6914
	S					104.840	98.048	62.009	100.736	132.116	67.797	65.078	71.748	86.523	51.227	17.439
7	T	2.4896	2.1531	7.9537	4.4187	0.6739	2.4702	4.6068	6.0644	9.8243	11.0153	5.8071	4.7438	8.9337	3.0104	74.1650
	S	68.467	65.234	73.979	107.549	119.386	119.240	66.601	101.187	131.168	61.464	64.576	78.332	99.826	51.186	86.693
8	T	2.5732	2.1979	8.0154	4.4607	0.6779	2.5263	4.2710	5.9403	9.5822	9.2484	5.5406	4.6180	8.5658	2.7044	70.9221
	S	66.242	63.904	73.410	106.536	118.682	116.592	71.838	103.301	134.482	73.207	67.682	80.466	104.114	56.978	90.657
9	T	2.4548	2.0462	7.9809	4.4596	0.6797	2.4973	4.1994	5.9290	9.6070	9.2229	5.4943	4.7454	8.6357	2.7613	70.7135
	S	69.437	68.642	73.727	106.563	118.368	117.946	73.062	103.497	134.135	73.409	68.253	78.305	103.271	55.804	90.925
10	T	2.4814	2.1278	7.8724	4.4324	0.6768	2.4778	4.1689	5.9473	9.6146	8.9566	5.4356	4.5291	8.5268	2.6394	69.8869
	S	68.693	66.009	74.743	107.217	118.875	118.874	73.597	103.179	134.029	75.592	68.990	82.045	104.590	58.381	92.000
11	T	2.4704	2.0664	7.7940	4.3900	0.6713	2.4613	4.1992	5.9118	9.5489	8.9418	5.4707	4.5699	8.5306	2.5907	69.6170
	S	68.999	67.971	75.495	108.252	119.849	119.671	73.066	103.799	134.951	75.717	68.547	81.313	104.543	59.478	92.357

Event: L&W Supply Grand Prix of Toronto

Round 14 / 15

Track: Streets of Toronto

1.786 mile(s)



Report: Section Data Report

Indy Pro 2000 Championship

Session: Qualifications - Race 1

July 15, 2022

Section Data for Car 3 - Green, Josh (R)

Lap	T/SPI to PO	PO to I8	SF to PI
1	T	66.4458	
	S	83.209	
2	T		
	S		
3	T		
	S		
4	T		
	S		
5	T		57.1281
	S		91.445
6	T	299.8371	65.2393
	S	2.313	84.747
7	T		
	S		
8	T		
	S		
9	T		
	S		
10	T		
	S		
11	T		57.0256
	S		91.610

Event: L&W Supply Grand Prix of Toronto**Round 14 / 15****Track:** Streets of Toronto**1.786 mile(s)****Report:** Section Data Report**Indy Pro 2000 Championship****Session:** Qualifications - Race 1**July 15, 2022****Section Data for Car 4 - Eves, Braden**

Lap	T/S	I8 to I9A	I9A to I9	I9 to I10	I10 to SF	SF to I1	I1 to I2	I2 to I3A	I3A to I3	I3 to I4	I4 to I5	I5 to I6A	I6A to I6	I6 to I7	I7 to I8	Lap
1	T	2.4872	2.2468	8.2115	4.5123	0.6825	2.6086	4.5603	6.1906	12.0429	10.3461	5.6885	4.8165	8.8676	3.1115	76.3729
	S	68.533	62.513	71.657	105.318	117.882	112.913	67.280	99.124	107.004	65.440	65.922	77.150	100.570	49.523	84.187
2	T	2.5836	2.1814	8.0695	4.4351	0.6791	2.5321	4.3325	5.9801	9.6469	9.6347	5.5696	4.7109	8.8442	2.7771	71.9768
	S	65.976	64.387	72.918	107.151	118.472	116.325	70.818	102.613	133.580	70.272	67.330	78.879	100.837	55.486	89.329
3	T	2.4484	2.1560	7.9416	4.4784	0.6831	2.5299	4.2793	5.9561	9.6493	9.2954	5.4808	4.6388	8.6542	2.7293	70.9206
	S	69.619	65.146	74.092	106.115	117.779	116.426	71.698	103.027	133.547	72.837	68.421	80.105	103.050	56.458	90.659
4	T	2.4179	2.1095	7.8762	4.4265	0.6755	2.5292	4.3186	6.0050	9.6372	9.2868	5.4587	4.5804	8.6398	2.7691	70.7304
	S	70.497	66.582	74.707	107.360	119.104	116.458	71.046	102.188	133.715	72.904	68.698	81.126	103.222	55.647	90.903
5	T	2.4618	2.1213	7.9174	4.3788	0.6713	2.5301	4.1885	5.9585	9.5912	9.2025	5.4518	4.6757	8.8375	2.6990	70.6854
	S	69.240	66.212	74.318	108.529	119.849	116.417	73.253	102.985	134.356	73.572	68.785	79.473	100.913	57.092	90.961
6	T					0.7737	2.9274	4.5446	6.0959	9.7807	9.9412	6.8583	4.8565	8.9302	2.8000	409.7337
	S					103.987	100.617	67.513	100.664	131.753	68.105	54.678	76.514	99.865	55.032	15.692
7	T	2.4489	2.1777	7.9731	4.4309	0.6744	2.5602	4.2470	5.9753	9.6004	11.6770	5.9943	4.7503	8.7238	2.6889	73.9222
	S	69.605	64.497	73.799	107.253	119.298	115.048	72.244	102.695	134.227	57.981	62.559	78.225	102.228	57.306	86.978
8	T	2.4313	2.1077	7.8163	4.4404	0.6791	2.5067	4.2089	5.9977	9.6561	9.2083	5.4662	4.6339	8.6326	2.6526	70.4378
	S	70.108	66.639	75.280	107.024	118.472	117.503	72.897	102.312	133.453	73.526	68.603	80.190	103.308	58.091	91.281
9	T	2.4357	2.0848	7.7030	4.4065	0.6757	2.4908	4.1244	5.9331	9.6260	9.2271	5.3796	4.5563	8.4930	2.6220	69.7580
	S	69.982	67.371	76.387	107.847	119.068	118.253	74.391	103.426	133.870	73.376	69.708	81.555	105.006	58.768	92.170
10	T	2.4070	2.0410	7.6421	4.3927	0.6755	2.4951	4.1491	6.0024	9.6270	9.0988	5.4171	4.5642	8.5815	2.6492	69.7427
	S	70.816	68.817	76.996	108.186	119.104	118.050	73.948	102.232	133.856	74.410	69.225	81.414	103.923	58.165	92.190
11	T	2.3903	2.0201	7.6936	4.3880	0.6734	2.4739	4.2340	5.9480	9.6119	9.5730	6.5256	4.7122	8.5676	2.6712	71.4828
	S	71.311	69.529	76.480	108.302	119.475	119.061	72.465	103.167	134.067	70.724	57.466	78.857	104.092	57.686	89.946
12	T	2.3872	2.0287	7.6230	4.3896	0.6755	2.4714	4.0741	5.9254	9.6253	9.0401	5.3542	4.5361	8.4841	2.6329	
	S	71.404	69.234	77.189	108.262	119.104	119.182	75.309	103.560	133.880	74.894	70.038	81.919	105.116	58.525	

Event: L&W Supply Grand Prix of Toronto

Round 14 / 15

Track: Streets of Toronto

1.786 mile(s)



Report: Section Data Report

Indy Pro 2000 Championship

Session: Qualifications - Race 1

July 15, 2022

Section Data for Car 4 - Eves, Braden

Lap	T/S	PI to PO	PO to I8	SF to PI
1	T		64.2810	
	S		86.011	
2	T			
	S			
3	T			
	S			
4	T			
	S			
5	T			57.6906
	S			90.554
6	T	341.7267	64.1225	
	S	2.029	86.223	
7	T			
	S			
8	T			
	S			
9	T			
	S			
10	T			
	S			
11	T			
	S			
12	T			57.3490
	S			91.093

Event: L&W Supply Grand Prix of Toronto

Round 14 / 15

Track: Streets of Toronto

1.786 mile(s)



Report: Section Data Report

Indy Pro 2000 Championship

Session: Qualifications - Race 1

July 15, 2022

Section Data for Car 40 - Miller, Jack William

Lap	T/S	I8 to I9A	I9A to I9	I9 to I10	I10 to SF	SF to I1	I1 to I2	I2 to I3A	I3A to I3	I3 to I4	I4 to I5	I5 to I6A	I6A to I6	I6 to I7	I7 to I8	Lap
1	T	2.5987	2.2870	8.2709	4.5176	0.6835	2.5777	4.5153	6.0344	9.6503	9.6773	5.8125	4.7886	8.9536	2.8543	73.2217
	S	65.592	61.414	71.142	105.195	117.710	114.267	67.951	101.690	133.533	69.962	64.516	77.599	99.604	53.986	87.810
2	T	2.4516	2.1876	8.0771	4.4881	0.6819	2.5414	4.3504	6.0144	9.6495	9.5613	5.6559	4.7006	8.9084	2.7925	72.0607
	S	69.528	64.205	72.849	105.886	117.986	115.899	70.526	102.028	133.544	70.811	66.302	79.052	100.110	55.180	89.225
3	T	2.4090	2.1663	8.0280	4.4670	0.6806	2.5303	4.4959	6.1642	9.7115	9.4261	5.6727	4.6337	8.8507	2.7565	71.9925
	S	70.757	64.836	73.295	106.386	118.211	116.407	68.244	99.548	132.692	71.827	66.106	80.193	100.762	55.901	89.309
4	T	2.3895	2.1334	7.9724	4.4802	0.6834	2.5304	4.3182	6.0538	9.6688	9.5053	5.5038	4.5967	8.7797	2.7468	71.3624
	S	71.335	65.836	73.806	106.073	117.727	116.403	71.052	101.364	133.278	71.228	68.135	80.839	101.577	56.098	90.098
5	T	2.3720	2.0698	7.7861	4.4285	0.6769	2.5055	4.2657	6.0414	9.6456	9.1560	5.5172	4.5768	8.7487	2.7486	70.5388
	S	71.861	67.859	75.572	107.311	118.857	117.560	71.927	101.572	133.598	73.946	67.969	81.190	101.937	56.062	91.150
6	T	2.4240	2.1120	7.7871	4.4522	0.6775	2.4609	234.0788								
	S	70.320	66.503	75.562	106.740	118.752	119.690	1.311								

Event: L&W Supply Grand Prix of Toronto

Round 14 / 15

Track: Streets of Toronto

1.786 mile(s)

Report: Section Data Report

Indy Pro 2000 Championship

Session: Qualifications - Race 1

July 15, 2022



Section Data for Car 40 - Miller, Jack William

Lap	T/S	PO to I8
1	T	67.1096
	S	82.386
2	T	
	S	
3	T	
	S	
4	T	
	S	
5	T	
	S	
6	T	
	S	

Event: L&W Supply Grand Prix of Toronto
Track: Streets of Toronto
Report: Section Data Report
Session: Qualifications - Race 1

Round 14 / 15
1.786 mile(s)
Indy Pro 2000 Championship
July 15, 2022



Section Data for Car 47 - Ahmed, Enaam

Lap	T/S	I8 to I9A	I9A to I9	I9 to I10	I10 to SF	SF to I1	I1 to I2	I2 to I3A	I3A to I3	I3 to I4	I4 to I5	I5 to I6A	I6A to I6	I6 to I7	I7 to I8	Lap
1	T	2.4695	2.2124	8.1699	4.5124	0.6840	2.5855	4.3997	6.2677	9.7052	9.6965	5.6981	4.7006	8.9341	2.9048	72.9404
	S	69.024	63.485	72.022	105.316	117.624	113.922	69.736	97.905	132.778	69.824	65.811	79.052	99.822	53.047	88.149
2	T	2.4772	2.1899	7.9644	4.4296	0.6731	2.5616	4.3079	5.9572	9.5868	9.3445	5.5001	4.5959	8.7268	2.7368	71.0518
	S	68.809	64.137	73.880	107.284	119.528	114.985	71.222	103.008	134.418	72.454	68.181	80.853	102.193	56.303	90.492
3	T					1.2051	3.5351	4.9249	6.2100	9.6872	10.1180	6.5534	6.1187	9.8785	2.8390	234.0969
	S					66.762	83.320	62.299	98.814	133.025	66.915	57.222	60.730	90.279	54.276	27.466
4	T	2.5059	2.2245	8.1661	4.4529	0.6742	2.6035	4.6796	6.8790	11.6412	11.7335	7.2064	5.9496	11.1882	3.2344	83.1390
	S	68.021	63.140	72.055	106.723	119.333	113.134	65.565	89.204	110.698	57.702	52.037	62.456	79.711	47.841	77.336
5	T					0.7533	2.9878	4.6856	6.0520	9.5416	9.6688	5.7556	4.7186	8.8832	2.7600	306.9157
	S					106.803	98.583	65.481	101.394	135.055	70.024	65.154	78.750	100.394	55.830	20.949
6	T	2.4525	2.1765	8.0231	4.4681	0.6765	2.5419	4.3997	5.9402	9.5950	9.5194	5.5731	4.5712	8.6814	2.7045	71.3231
	S	69.502	64.532	73.339	106.360	118.928	115.876	69.736	103.302	134.303	71.123	67.288	81.290	102.727	56.976	90.148
7	T	2.3985	2.1633	7.8864	4.4170	0.6734	2.5195	4.2160	5.9849	9.5936	9.3239	5.4774	4.4927	8.5654	2.7409	70.4529
	S	71.067	64.926	74.611	107.591	119.475	116.906	72.775	102.531	134.323	72.614	68.463	82.710	104.119	56.219	91.261
8	T	2.4362	2.1332	7.8893	4.4098	0.6716	2.5258	4.2388	6.0472	9.5891	9.2453	5.4004	4.5299	8.6118	2.7253	70.4537
	S	69.967	65.842	74.583	107.766	119.795	116.615	72.383	101.474	134.386	73.231	69.439	82.031	103.558	56.541	91.260
9	T	2.3969	2.0648	7.8151	4.3958	0.6715	2.5060	4.1007	5.9591	9.5685	9.1695	5.4180	4.4909	8.5821	2.6929	69.8318
	S	71.115	68.023	75.291	108.109	119.813	117.536	74.821	102.975	134.675	73.837	69.214	82.743	103.916	57.221	92.073
10	T	2.3530	2.0690	7.8030	4.4015	0.6704	2.5327	4.2039	5.9609	9.5715	9.1787	5.4171	4.5222	8.5697	2.6729	69.9265
	S	72.441	67.885	75.408	107.969	120.010	116.297	72.984	102.944	134.633	73.763	69.225	82.170	104.066	57.649	91.948
11	T	2.3498	1.9975	7.7846	4.4173	0.6727	2.5456	4.1254	5.9535	9.5768	9.0976	5.3691	4.4815	8.4957	2.6304	69.4975
	S	72.540	70.315	75.586	107.583	119.599	115.708	74.373	103.072	134.558	74.420	69.844	82.917	104.973	58.581	92.516

Event: L&W Supply Grand Prix of Toronto

Round 14 / 15

Track: Streets of Toronto

1.786 mile(s)



Report: Section Data Report

Indy Pro 2000 Championship

Session: Qualifications - Race 1

July 15, 2022

Section Data for Car 47 - Ahmed, Enaam

Lap	T/S	PI to PO	PO to I8	SF to PI
1	T		64.7532	
	S		85.384	
2	T			58.3411
	S			89.544
3	T	160.6650	69.0815	
	S	4.316	80.034	
4	T			70.6973
	S			73.894
5	T	240.0112	61.9968	
	S	2.889	89.180	
6	T			
	S			
7	T			
	S			
8	T			
	S			
9	T			
	S			
10	T			
	S			
11	T			58.1249
	S			89.877

Event: L&W Supply Grand Prix of Toronto
Track: Streets of Toronto
Report: Section Data Report
Session: Qualifications - Race 1

Round 14 / 15
1.786 mile(s)
Indy Pro 2000 Championship
July 15, 2022



Section Data for Car 55 - Gold, Reece

Lap	T/S	I8 to I9A	I9A to I9	I9 to I10	I10 to SF	SF to I1	I1 to I2	I2 to I3A	I3A to I3	I3 to I4	I4 to I5	I5 to I6A	I6A to I6	I6 to I7	I7 to I8	Lap
1	T	2.5200	2.2350	8.1543	4.5320	0.6848	2.5565	4.4141	6.0368	9.6395	9.7940	5.7659	4.8770	8.7754	2.8508	72.8361
	S	67.641	62.843	72.159	104.860	117.486	115.214	69.509	101.649	133.683	69.129	65.038	76.193	101.627	54.052	88.275
2	T	2.4744	2.1844	8.0164	4.4350	0.6746	2.5275	4.3556	5.9992	9.6026	9.5131	5.5910	4.7555	8.6185	2.7795	71.5273
	S	68.887	64.299	73.401	107.154	119.263	116.536	70.442	102.286	134.197	71.170	67.072	78.139	103.477	55.438	89.890
3	T					0.9109	3.9719	5.3455	6.4938	10.7576	10.8212	5.7999	5.2211	8.9893	2.8657	233.4751
	S					88.324	74.157	57.397	94.496	119.788	62.567	64.656	71.171	99.209	53.771	27.539
4	T	2.4338	2.2027	8.0922	4.4609	0.6787	2.6621	4.7370	6.3865	11.8128	11.9120	7.3115	5.9140	11.2259	3.2309	83.0610
	S	70.036	63.765	72.713	106.532	118.542	110.644	64.771	96.083	109.088	56.837	51.289	62.832	79.443	47.693	77.408
5	T					0.7665	2.7659	4.7239	6.2848	9.9261	11.6986	6.8019	5.0228	8.8059	2.8821	309.7317
	S					104.964	106.492	64.950	97.638	129.823	57.874	55.132	73.981	101.275	53.465	20.759
6	T	2.4811	2.2028	7.9851	4.4275	0.6791	2.4925	4.2635	6.0126	9.6600	9.3867	5.4990	4.7268	8.6447	2.8554	71.3168
	S	68.701	63.762	73.688	107.335	118.472	118.173	71.964	102.058	133.399	72.128	68.194	78.614	103.164	53.965	90.155
7	T	2.4384	2.1163	7.8094	4.4022	0.6734	2.4665	4.1790	6.1129	9.6637	9.1819	5.5847	4.7027	8.5738	2.8202	70.7251
	S	69.904	66.368	75.346	107.952	119.475	119.418	73.419	100.384	133.348	73.737	67.148	79.017	104.017	54.638	90.910
8	T	2.4092	2.1324	7.7582	4.3934	0.6733	2.4496	4.2730	6.0561	9.6308	9.0856	5.4289	4.6130	8.5208	2.8196	70.2439
	S	70.752	65.867	75.844	108.168	119.493	120.242	71.804	101.325	133.804	74.519	69.075	80.553	104.664	54.650	91.533
9	T	2.4210	2.0849	7.7968	4.4082	0.6744	2.4707	4.2635	5.9706	9.6168	9.0577	5.4453	4.6090	8.5110	2.7924	70.1223
	S	70.407	67.368	75.468	107.805	119.298	119.215	71.964	102.776	133.998	74.748	68.867	80.623	104.784	55.182	91.691
10	T	2.3864	2.0478	7.7501	4.4112	0.6740	2.4300	4.3308	6.1552	9.6799	9.0792	5.4500	4.5755	8.4523	2.8230	70.2454
	S	71.427	68.588	75.923	107.732	119.369	121.212	70.846	99.694	133.125	74.571	68.807	81.213	105.512	54.584	91.531
11	T	2.3633	2.0634	7.7266	4.3910	0.6723	2.4385	4.1418	6.0939	9.6529	8.9779	5.3840	4.5470	8.3832	2.7211	69.5569
	S	72.126	68.069	76.154	108.228	119.671	120.790	74.078	100.697	133.497	75.412	69.651	81.722	106.382	56.628	92.437

Event: L&W Supply Grand Prix of Toronto

Round 14 / 15

Track: Streets of Toronto

1.786 mile(s)



Report: Section Data Report

Indy Pro 2000 Championship

Session: Qualifications - Race 1

July 15, 2022

Section Data for Car 55 - Gold, Reece

Lap	T/S	PI to PO	PO to I8	SF to PI
1	T		66.8653	
	S		82.687	
2	T			58.3225
	S			89.572
3	T	162.0159	67.5538	
	S	4.280	81.844	
4	T			71.1287
	S			73.446
5	T	238.4932	65.9812	
	S	2.907	83.795	
6	T			
	S			
7	T			
	S			
8	T			
	S			
9	T			
	S			
10	T			
	S			
11	T			56.1233
	S			93.082

Event: L&W Supply Grand Prix of Toronto
Track: Streets of Toronto
Report: Section Data Report
Session: Qualifications - Race 1

Round 14 / 15
1.786 mile(s)
Indy Pro 2000 Championship
July 15, 2022



Section Data for Car 6 - De Alba, Salvador (R)

Lap	T/S	I8 to I9A	I9A to I9	I9 to I10	I10 to SF	SF to I1	I1 to I2	I2 to I3A	I3A to I3	I3 to I4	I4 to I5	I5 to I6A	I6A to I6	I6 to I7	I7 to I8	Lap
1	T	2.4385	2.2667	8.1780	4.4568	0.6739	2.5660	4.4663	6.0415	9.8304	9.8026	5.7412	4.7705	8.8972	2.8674	72.9970
	S	69.901	61.964	71.950	106.630	119.386	114.788	68.696	101.570	131.087	69.068	65.317	77.893	100.236	53.739	88.080
2	T	2.5055	2.2394	8.0158	4.4171	0.6743	2.4676	4.5714	6.2193	9.6315	9.6638	5.6590	4.7111	8.8228	2.8664	72.4650
	S	68.032	62.720	73.406	107.588	119.316	119.365	67.117	98.666	133.794	70.060	66.266	78.876	101.081	53.758	88.727
3	T	2.4436	2.1978	7.9397	4.3881	0.6714	2.5115	4.3935	5.9829	9.6063	9.5759	5.6361	4.7232	8.8916	2.7960	71.7576
	S	69.756	63.907	74.110	108.299	119.831	117.279	69.835	102.565	134.145	70.703	66.535	78.674	100.299	55.111	89.602
4	T	2.3896	2.1536	7.8825	4.3940	0.6717	2.5165	4.4441	6.0121	9.6183	9.3648	5.5749	4.6365	8.8256	2.8466	71.3308
	S	71.332	65.218	74.648	108.154	119.777	117.046	69.039	102.067	133.978	72.297	67.266	80.145	101.049	54.132	90.138
5	T	2.4141	2.1300	7.8726	4.3578	0.6699	2.4906	4.2968	5.9758	9.6180	9.3042	5.5806	4.5802	8.6950	2.7606	70.7462
	S	70.608	65.941	74.741	109.052	120.099	118.263	71.406	102.687	133.982	72.768	67.197	81.130	102.567	55.818	90.883
6	T	2.3865	2.1478	7.8653	4.4538	0.6769	2.5097	4.3410	5.9714	9.5908	9.3839	6.0549	5.1399	10.6146	3.4747	74.6112
	S	71.424	65.395	74.811	106.702	118.857	117.363	70.679	102.763	134.362	72.150	61.933	72.295	84.018	44.347	86.175
7	T					0.7665	2.8829	4.7331	6.1529	10.2829	10.0073	5.9695	4.8777	9.2463	2.9891	337.0846
	S					104.964	102.170	64.824	99.731	125.318	67.655	62.819	76.182	96.451	51.551	19.074
8	T	3.4550	2.5511	8.9776	4.4513	0.6726	2.6886	4.5211	5.9487	9.4474	9.5463	6.4360	5.9089	9.4837	2.9473	77.0356
	S	49.336	55.056	65.542	106.761	119.617	109.553	67.864	103.155	136.401	70.922	58.266	62.887	94.037	52.282	83.463
9	T	2.6055	2.1842	7.9349	4.3790	0.6692	2.5206	4.3020	5.9274	9.5009	9.3328	5.4943	4.5776	8.6742	2.7314	70.8340
	S	65.421	64.305	74.155	108.524	120.225	116.855	71.320	103.525	135.633	72.545	68.253	81.176	102.813	56.415	90.770
10	T	2.4031	2.1627	7.8178	4.3654	0.6678	2.4868	4.2671	5.9466	9.5023	9.2391	5.4167	4.5780	8.6174	2.6869	70.1577
	S	70.931	64.944	75.265	108.862	120.477	118.444	71.903	103.191	135.613	73.280	69.230	81.169	103.490	57.349	91.645
11	T	2.4455	2.0998	7.7219	4.3463	0.6674	2.4296	4.4768	6.2505	9.5854	9.3746	5.4913	4.5342	8.5785	2.6949	70.6967
	S	69.701	66.889	76.200	109.341	120.549	121.232	68.535	98.174	134.437	72.221	68.290	81.953	103.960	57.179	90.946
12	T	2.3989	2.0932	7.7135	4.3534	0.6674	2.5706	4.2737	5.8815	9.5299	9.3331	5.4372	4.5903	8.6860	2.7100	70.2387
	S	71.055	67.100	76.283	109.162	120.549	114.582	71.792	104.333	135.220	72.542	68.969	80.951	102.673	56.860	91.539

Event: L&W Supply Grand Prix of Toronto

Round 14 / 15

Track: Streets of Toronto

1.786 mile(s)

Report: Section Data Report

Indy Pro 2000 Championship

Session: Qualifications - Race 1

July 15, 2022



Section Data for Car 6 - De Alba, Salvador (R)

Lap	T/S	PI to PO	PO to I8	SF to PI
1	T		64.2461	
	S		86.058	
2	T			
	S			
3	T			
	S			
4	T			
	S			
5	T			
	S			
6	T			62.1626
	S			84.039
7	T	268.0514	64.6284	
	S	2.587	85.549	
8	T			
	S			
9	T			
	S			
10	T			
	S			
11	T			
	S			
12	T			57.1987
	S			91.332

Event: L&W Supply Grand Prix of Toronto

Round 14 / 15

Track: Streets of Toronto

1.786 mile(s)



Report: Section Data Report

Indy Pro 2000 Championship

Session: Qualifications - Race 1

July 15, 2022

Section Data for Car 8 - Siegel, Nolan (R)

Lap	T/S	I8 to I9A	I9A to I9	I9 to I10	I10 to SF	SF to I1	I1 to I2	I2 to I3A	I3A to I3	I3 to I4	I4 to I5	I5 to I6A	I6A to I6	I6 to I7	I7 to I8	Lap
1	T	2.5973	2.2881	8.3606	4.5256	0.6881	2.7644	4.5380	6.0708	9.7631	9.6969	5.6222	4.7439	8.8858	2.8214	73.3662
	S	65.628	61.385	70.379	105.009	116.923	106.550	67.611	101.080	131.990	69.821	66.700	78.330	100.364	54.615	87.637
2	T	2.4386	2.1632	8.0440	4.4709	0.6823	2.5793	4.3304	6.0107	9.7211	9.4545	5.5004	4.7033	8.7795	2.8072	71.6854
	S	69.899	64.929	73.149	106.293	117.917	114.196	70.852	102.091	132.561	71.611	68.177	79.006	101.580	54.891	89.692
3	T	2.4677	2.1296	7.9257	4.4415	0.6793	2.5698	4.2558	5.9748	9.6831	9.3663	5.5606	4.6436	8.7206	2.7672	71.1856
	S	69.074	65.953	74.241	106.997	118.437	114.618	72.094	102.704	133.081	72.285	67.439	80.022	102.266	55.685	90.322
4	T	2.4028	2.1242	7.8079	4.4381	0.6791	2.5318	4.2859	6.0163	9.6891	9.4464	5.4788	4.6193	8.6890	2.7342	70.9429
	S	70.940	66.121	75.361	107.079	118.472	116.338	71.588	101.996	132.999	71.672	68.446	80.443	102.638	56.357	90.631
5	T	2.4231	2.0865	7.6808	4.3852	0.6745	2.5038	4.2440	5.9393	9.6589	9.1723	5.4438	4.5781	8.7761	2.7121	70.2785
	S	70.346	67.316	76.608	108.371	119.280	117.639	72.295	103.318	133.414	73.814	68.886	81.167	101.619	56.816	91.487
6	T	2.4371	2.1612	8.4594	4.6289	0.7474	3.6539	5.5257	7.7508	11.1826	11.7661	6.4502	5.2448	10.4639	3.2920	83.7640
	S	69.942	64.989	69.557	102.665	107.646	80.611	55.526	79.171	115.236	57.542	58.138	70.849	85.228	46.808	76.759
7	T					0.7546	2.8474	4.6855	6.1488	9.6877	9.5051	6.3638	4.9100	9.1477	3.1381	281.3626
	S					106.619	103.444	65.482	99.798	133.018	71.230	58.927	75.680	97.491	49.103	22.852
8	T	3.3230	2.4874	9.0730	4.5762	0.6862	2.6802	4.3653	5.9858	9.6445	9.4121	6.5735	5.8042	8.9496	3.0403	76.6013
	S	51.295	56.466	64.853	103.848	117.246	109.897	70.286	102.515	133.614	71.934	57.047	64.021	99.649	50.683	83.936
9	T	2.5645	2.1043	7.7911	4.3945	0.6738	2.5015	4.2618	5.9672	9.6246	9.2286	5.4445	4.5367	8.6052	2.6958	70.3941
	S	66.467	66.746	75.523	108.141	119.404	117.748	71.993	102.835	133.890	73.364	68.877	81.908	103.637	57.160	91.337
10	T	2.4096	2.0782	7.7681	4.4192	0.6747	2.5327	4.2317	5.9263	9.6038	9.1718	5.4319	4.5526	8.6252	2.6746	70.1004
	S	70.740	67.585	75.747	107.537	119.245	116.297	72.505	103.545	134.180	73.818	69.037	81.622	103.397	57.613	91.720
11	T	2.4454	2.0742	7.6683	4.3576	0.6706	2.4804	4.1800	5.9494	9.5909	9.1492	5.3641	4.5039	8.5269	2.6487	69.6096
	S	69.704	67.715	76.733	109.057	119.974	118.749	73.401	103.143	134.360	74.001	69.909	82.504	104.589	58.176	92.367
12	T	2.4381	2.0436	7.5983	4.3706	0.6720	2.5340	4.1845	5.8751	9.5837	9.0118	5.3332	4.5380	8.9318	2.7697	69.8844
	S	69.913	68.729	77.440	108.733	119.724	116.237	73.323	104.447	134.461	75.129	70.314	81.884	99.848	55.635	92.003
13	T	2.4282	2.0597	7.6689	4.3714	0.6705	2.5136	4.1856	5.9329	9.5815	9.2501	5.3653	4.5396	9.1736	2.7011	
	S	70.198	68.192	76.727	108.713	119.992	117.181	73.303	103.429	134.492	73.193	69.894	81.855	97.216	57.047	

Event: L&W Supply Grand Prix of Toronto

Round 14 / 15

Track: Streets of Toronto

1.786 mile(s)



Report: Section Data Report

Indy Pro 2000 Championship

Session: Qualifications - Race 1

July 15, 2022

Section Data for Car 8 - Siegel, Nolan (R)

Lap	T/S	PI to PO	PO to I8	SF to PI
1	T		66.1095	
	S		83.632	
2	T			
	S			
3	T			
	S			
4	T			
	S			
5	T			
	S			
6	T			70.5469
	S			74.051
7	T	213.2229	63.6702	
	S	3.252	86.836	
8	T			
	S			
9	T			
	S			
10	T			
	S			
11	T			
	S			
12	T			
	S			
13	T			57.7335
	S			90.486

Event: L&W Supply Grand Prix of Toronto**Round 14 / 15****Track:** Streets of Toronto**1.786 mile(s)****Report:** Section Data Report**Indy Pro 2000 Championship****Session:** Qualifications - Race 1**July 15, 2022****Section Data for Car 90 - Foster, Louis (R)**

Lap	T/S	I8 to I9A	I9A to I9	I9 to I10	I10 to SF	SF to I1	I1 to I2	I2 to I3A	I3A to I3	I3 to I4	I4 to I5	I5 to I6A	I6A to I6	I6 to I7	I7 to I8	Lap
1	T	2.6595	2.2194	8.1640	4.4649	0.6800	2.6362	4.4079	5.9818	9.6401	9.5899	5.6411	4.7543	8.7917	2.8706	72.5014
	S	64.093	63.285	72.074	106.436	118.316	111.731	69.606	102.584	133.675	70.600	66.476	78.159	101.439	53.679	88.682
2	T	2.4875	2.1755	8.0039	4.4372	0.6774	2.5747	4.2885	5.9717	9.5985	9.3252	5.5555	4.6251	8.6243	2.7885	71.1335
	S	68.524	64.562	73.515	107.101	118.770	114.400	71.544	102.757	134.254	72.604	67.501	80.342	103.408	55.259	90.388
3	T	2.4512	2.0990	7.7805	4.3851	0.6719	2.5079	4.2761	5.9675	9.5577	9.2860	7.1451	4.8351	8.7116	2.7491	72.4238
	S	69.539	66.915	75.626	108.373	119.742	117.447	71.752	102.830	134.827	72.910	52.484	76.853	102.371	56.051	88.777
4	T	2.4414	2.1294	7.7078	4.3954	0.6733	2.5243	4.2167	5.8925	9.5666	9.0814	5.4711	4.5721	8.5474	2.7482	69.9676
	S	69.818	65.960	76.339	108.119	119.493	116.684	72.763	104.139	134.702	74.553	68.542	81.274	104.338	56.070	91.894
5	T	2.4686	2.0959	7.7660	4.3996	0.6734	2.5064	4.1755	5.8943	9.5502	9.0563	5.4255	4.6931	8.6326	2.7427	70.0801
	S	69.049	67.014	75.767	108.016	119.475	117.517	73.481	104.107	134.933	74.760	69.118	79.178	103.308	56.182	91.746
6	T	2.4217	2.0631	7.6726	4.3804	0.6701	2.5038	4.2137	5.9178	9.5545	10.1378	6.6066	5.6992	11.6105	3.3270	76.7788
	S	70.386	68.079	76.690	108.489	120.063	117.639	72.814	103.693	134.872	66.784	56.761	65.201	76.811	46.315	83.742
7	T					0.8693	3.2070	5.1956	6.2336	9.8028	11.0604	6.5685	5.0939	9.3238	2.9728	338.7677
	S					92.551	91.845	59.053	98.440	131.456	61.213	57.091	72.948	95.650	51.834	18.979
8	T	2.4488	2.1622	7.9916	4.4799	0.6780	2.6095	4.3880	5.9310	9.8809	10.2341	6.0244	5.5486	10.2991	3.0436	75.7197
	S	69.607	64.959	73.628	106.080	118.665	112.874	69.922	103.463	130.417	66.156	62.247	66.970	86.592	50.628	84.913
9	T	2.5604	2.1481	7.8494	4.4514	0.6745	2.5372	4.3744	6.0780	9.5974	9.1529	5.4696	4.6256	8.5557	2.7721	70.8467
	S	66.573	65.385	74.962	106.759	119.280	116.091	70.139	100.960	134.269	73.971	68.561	80.334	104.237	55.586	90.754
10	T	2.3872	2.0735	7.6334	4.3703	0.6704	2.5032	4.2091	5.9032	9.5442	8.9827	5.3954	4.5294	8.4605	2.7514	69.4139
	S	71.404	67.738	77.083	108.740	120.010	117.668	72.894	103.950	135.018	75.372	69.504	82.040	105.410	56.005	92.627
11	T	2.4420	2.0790	7.6461	4.3875	0.6723	2.4978	4.1706	5.9102	9.5266	9.0707	5.5080	4.6215	8.6052	2.6754	69.8129
	S	69.801	67.559	76.955	108.314	119.671	117.922	73.567	103.827	135.267	74.641	68.083	80.405	103.637	57.595	92.098
12	T	2.3953	2.0555	7.6544	4.3755	0.6714	2.5157	4.1566	5.9265	9.5643	9.1722	5.3752	4.5095	8.4437	2.6001	69.4159
	S	71.162	68.331	76.872	108.611	119.831	117.083	73.815	103.541	134.734	73.815	69.765	82.402	105.619	59.263	92.624

Event: L&W Supply Grand Prix of Toronto

Round 14 / 15

Track: Streets of Toronto

1.786 mile(s)



Report: Section Data Report

Indy Pro 2000 Championship

Session: Qualifications - Race 1

July 15, 2022

Section Data for Car 90 - Foster, Louis (R)

Lap	T/S	PI to PO	PO to I8	SF to PI
1	T		66.7295	
	S		82.855	
2	T			
	S			
3	T			
	S			
4	T			
	S			
5	T			
	S			
6	T			64.6321
	S			80.828
7	T	267.0182	67.3584	
	S	2.597	82.081	
8	T			
	S			
9	T			
	S			
10	T			
	S			
11	T			
	S			
12	T			56.8750
	S			91.852

Event: L&W Supply Grand Prix of Toronto
Track: Streets of Toronto
Report: Section Data Report
Session: Qualifications - Race 1

Round 14 / 15
1.786 mile(s)
Indy Pro 2000 Championship
July 15, 2022



Section Data for Car 92 - Brichacek, Wyatt

Lap	T/S	I8 to I9A	I9A to I9	I9 to I10	I10 to SF	SF to I1	I1 to I2	I2 to I3A	I3A to I3	I3 to I4	I4 to I5	I5 to I6A	I6A to I6	I6 to I7	I7 to I8	Lap
1	T	2.7320	2.3146	8.5724	4.5831	0.6915	2.6649	4.6724	6.0341	9.6794	9.5541	5.7125	4.8538	8.8382	2.8860	73.7890
	S	62.392	60.682	68.640	103.691	116.348	110.528	65.666	101.695	133.132	70.864	65.646	76.557	100.905	53.393	87.135
2	T	2.5123	2.1673	8.0524	4.4483	0.6806	2.5304	4.4239	5.9938	9.6506	9.4319	5.6598	4.8235	8.7991	2.8379	72.0118
	S	67.848	64.806	73.073	106.833	118.211	116.403	69.355	102.379	133.529	71.783	66.257	77.038	101.353	54.298	89.285
3	T	2.5040	2.2017	8.0551	4.4797	0.6859	2.5550	4.4382	5.9677	9.6386	9.4636	5.5497	4.6854	8.7403	2.9869	71.9518
	S	68.073	63.794	73.048	106.085	117.298	115.282	69.131	102.826	133.695	71.542	67.571	79.308	102.035	51.589	89.360
4	T	2.7418	2.2267	8.0413	4.4293	0.6792	2.5236	4.4551	5.9550	9.6394	9.4490	5.5382	4.6904	8.5942	2.8675	71.8307
	S	62.169	63.077	73.173	107.292	118.455	116.716	68.869	103.046	133.684	71.653	67.712	79.224	103.770	53.737	89.510
5	T	2.4558	2.2497	7.9536	4.4078	0.6787	2.5217	4.3735	5.9334	9.6366	9.3055	5.5046	4.6415	8.6359	2.8859	71.1842
	S	69.409	62.433	73.980	107.815	118.542	116.804	70.154	103.421	133.723	72.758	68.125	80.058	103.269	53.394	90.323
6	T	2.5084	2.1169	7.9290	4.4231	0.6783	2.4727	4.8303	6.6091	10.4568	11.5264	6.3102	5.5294	10.5924	3.0853	79.0683
	S	67.953	66.349	74.210	107.442	118.612	119.119	63.519	92.847	123.234	58.739	59.428	67.203	84.194	49.944	81.317
7	T					0.7959	3.1771	5.0619	6.3725	9.9118	10.7394	6.6996	5.1860	9.2738	3.0424	330.7362
	S					101.086	92.709	60.613	96.294	130.010	63.043	55.973	71.653	96.165	50.648	19.440
8	T	2.5124	2.2301	8.1932	4.5131	0.6824	2.5438	4.4693	5.9878	9.7459	9.9533	6.0544	5.4375	10.5843	3.1979	76.1054
	S	67.845	62.981	71.817	105.300	117.899	115.790	68.650	102.481	132.223	68.022	61.938	68.339	84.259	48.185	84.483
9	T	2.7072	2.2100	8.2422	4.4352	0.6728	2.5160	4.6617	6.0317	9.6055	9.3970	5.5325	4.7215	8.5551	2.8423	72.1307
	S	62.963	63.554	71.390	107.149	119.582	117.069	65.817	101.735	134.156	72.049	67.781	78.702	104.244	54.213	89.138
10	T	2.4609	2.1707	7.9318	4.4327	0.6774	2.5104	4.3297	5.9664	9.5850	9.2144	5.4604	4.5922	8.5201	2.8768	70.7289
	S	69.265	64.705	74.184	107.209	118.770	117.330	70.864	102.849	134.443	73.477	68.676	80.918	104.672	53.563	90.905
11	T	2.4947	2.1548	7.8856	4.3977	0.6753	2.4830	4.4489	5.9480	9.5809	9.1547	5.4765	4.5763	8.4744	2.7599	70.5107
	S	68.327	65.182	74.618	108.063	119.139	118.625	68.965	103.167	134.501	73.956	68.474	81.199	105.237	55.832	91.186
12	T	2.4625	2.1246	7.7748	4.4241	0.6761	2.4732	4.2710	5.9222	9.5698	9.0421	6.0725	4.8164	8.4711	2.9176	71.0180
	S	69.220	66.109	75.682	107.418	118.998	119.095	71.838	103.616	134.657	74.877	61.754	77.151	105.278	52.814	90.535

Event: L&W Supply Grand Prix of Toronto

Round 14 / 15

Track: Streets of Toronto

1.786 mile(s)



Report: Section Data Report

Indy Pro 2000 Championship

Session: Qualifications - Race 1

July 15, 2022

Section Data for Car 92 - Brichacek, Wyatt

Lap	T/SPI to PO	PO to I8	SF to PI
1	T	69.5865	
	S	79.453	
2	T		
	S		
3	T		
	S		
4	T		
	S		
5	T		
	S		
6	T		66.2526
	S		78.851
7	T	259.3259	67.2486
	S	2.674	82.215
8	T		
	S		
9	T		
	S		
10	T		
	S		
11	T		
	S		
12	T		58.2137
	S		89.740

Event: L&W Supply Grand Prix of Toronto
Track: Streets of Toronto
Report: Section Data Report
Session: Qualifications - Race 1

Round 14 / 15
1.786 mile(s)
Indy Pro 2000 Championship
July 15, 2022



Section Data for Car 93 - Brewer, Lindsay (R)

Lap	T/S	I8 to I9A	I9A to I9	I9 to I10	I10 to SF	SF to I1	I1 to I2	I2 to I3A	I3A to I3	I3 to I4	I4 to I5	I5 to I6A	I6A to I6	I6 to I7	I7 to I8	Lap
1	T	2.8151	2.3313	9.0431	4.7139	0.6958	2.7385	4.7242	6.1315	9.6593	9.9636	5.8384	4.9716	9.1989	2.9206	75.7458
	S	60.550	60.247	65.067	100.814	115.629	107.557	64.946	100.079	133.409	67.952	64.230	74.743	96.948	52.760	84.884
2	T	2.5637	2.2273	8.5390	4.6208	0.6901	2.6310	4.5897	6.1522	9.6321	9.7086	5.8463	4.9143	9.1312	2.9993	74.2456
	S	66.488	63.060	68.908	102.845	116.584	111.952	66.849	99.743	133.786	69.737	64.143	75.614	97.667	51.376	86.599
3	T	2.6057	2.2906	8.6568	4.5557	0.6866	2.6500	4.6044	6.0415	9.6303	9.7422	5.7993	4.9331	9.0020	2.8840	74.0822
	S	65.416	61.318	67.971	104.315	117.178	111.149	66.636	101.570	133.811	69.496	64.663	75.326	99.069	53.430	86.790
4	T	2.5152	2.2088	8.6665	4.6232	0.6937	2.6578	4.6237	6.1016	9.6430	9.8683	5.8219	4.9684	9.2124	2.9996	74.6041
	S	67.770	63.589	67.895	102.792	115.979	110.823	66.358	100.570	133.634	68.608	64.412	74.791	96.806	51.370	86.183
5	T	2.6100	2.2268	8.6833	4.6293	0.6916	2.6356	4.5600	6.0692	9.6684	9.8824	5.8374	5.0289	9.2907	3.0360	74.8496
	S	65.308	63.075	67.763	102.656	116.331	111.757	67.285	101.107	133.283	68.510	64.241	73.891	95.990	50.755	85.900
6	T	2.5896	2.2234	9.0467	4.6373	0.6935	2.9243	5.7798	8.5484	13.1149	12.2661	6.7439	6.0153	12.5930	4.0178	91.1940
	S	65.823	63.171	65.041	102.479	116.012	100.723	53.085	71.784	98.257	55.196	55.606	61.774	70.819	38.352	70.505
7	T					0.7722	3.2810	5.0088	6.4584	9.8110	10.6797	6.8373	5.8234	10.3894	3.2101	301.5948
	S					104.189	89.773	61.256	95.014	131.346	63.396	54.846	63.810	85.839	48.002	21.319
8	T	2.6090	2.3270	8.6732	4.5866	0.6889	2.6244	4.6584	6.1560	9.6432	9.7245	5.8802	4.9819	9.0436	2.9649	74.5618
	S	65.333	60.359	67.842	103.612	116.787	112.233	65.863	99.681	133.632	69.623	63.773	74.588	98.613	51.972	86.232
9	T	2.5365	2.2197	8.4068	4.5197	0.6839	2.5770	4.6382	6.0001	9.5168	9.5079	5.5469	4.8088	8.7698	2.9099	72.6420
	S	67.201	63.276	69.992	105.146	117.641	114.298	66.150	102.271	135.406	71.209	67.605	77.273	101.692	52.954	88.511
10	T	2.5975	2.2142	8.3373	4.5293	0.6861	2.5760	4.5759	6.0420	9.5868	9.5652	5.7663	5.0406	8.9708	2.9280	73.4160
	S	65.623	63.434	70.575	104.923	117.264	114.342	67.051	101.562	134.418	70.782	65.033	73.720	99.413	52.627	87.578
11	T	2.5901	2.2088	8.5463	4.5834	0.6888	2.6395	4.5064	6.0232	9.6109	9.6279	5.7122	4.9149	8.9586	2.8474	73.4584
	S	65.810	63.589	68.850	103.684	116.804	111.591	68.085	101.879	134.081	70.321	65.649	75.605	99.549	54.116	87.527
12	T	2.5446	2.1674	8.3960	4.5736	0.6903	2.5958	4.4432	5.9978	9.6065	9.6634	5.6405	4.8701	8.9048	2.8420	72.9360
	S	66.987	64.803	70.082	103.907	116.550	113.470	69.053	102.310	134.142	70.063	66.483	76.300	100.150	54.219	88.154

Event: L&W Supply Grand Prix of Toronto

Round 14 / 15

Track: Streets of Toronto

1.786 mile(s)



Report: Section Data Report

Indy Pro 2000 Championship

Session: Qualifications - Race 1

July 15, 2022

Section Data for Car 93 - Brewer, Lindsay (R)

Lap	T/S	PI to PO	PO to I8	SF to PI
1	T		74.1474	
	S		74.566	
2	T			
	S			
3	T			
	S			
4	T			
	S			
5	T			
	S			
6	T			78.6069
	S			66.458
7	T	226.5761	69.1088	
	S	3.060	80.002	
8	T			
	S			
9	T			
	S			
10	T			
	S			
11	T			
	S			
12	T			59.5393
	S			87.742

Event: L&W Supply Grand Prix of Toronto

Round 14 / 15

Track: Streets of Toronto

1.786 mile(s)



Report: Section Data Report

Indy Pro 2000 Championship






Session: Qualifications - Race 1

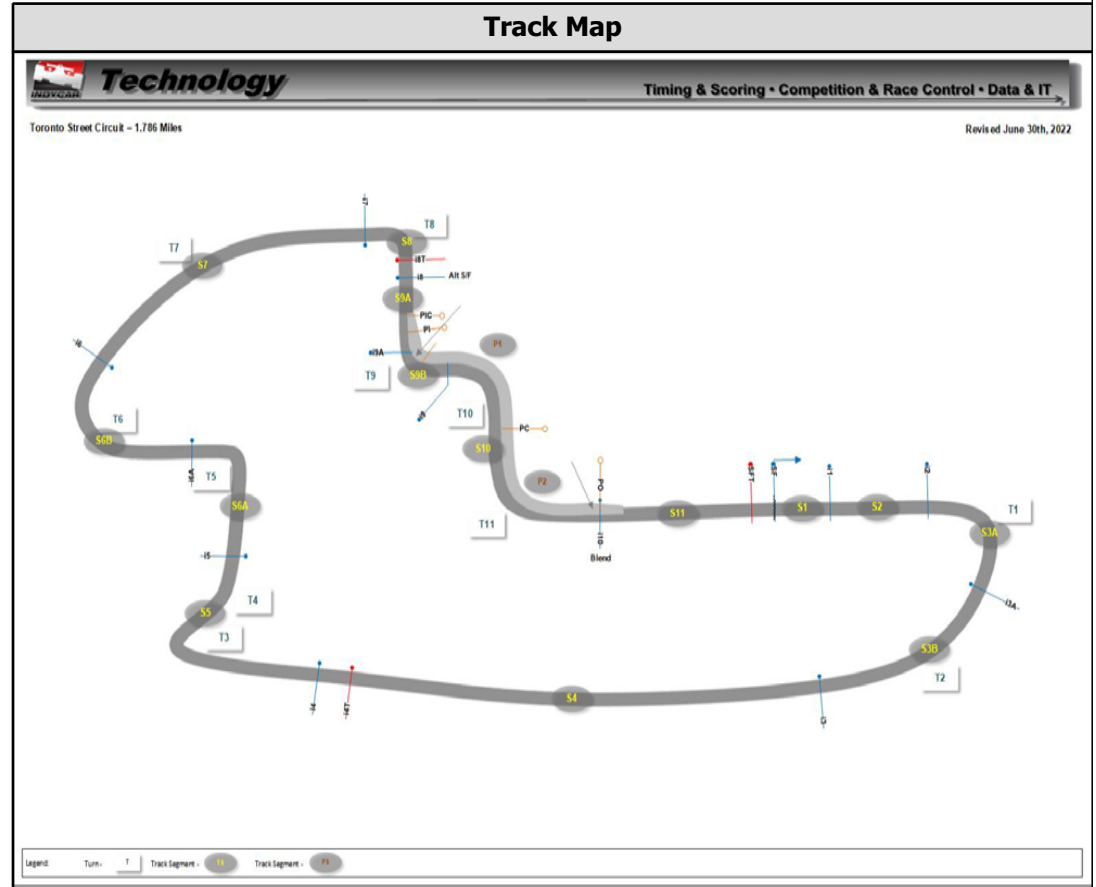
July 15, 2022

Section Data for Car

Report Support Information

Section Legend	
Name	Length
I8 to I9A	0.047348 miles
I9A to I9	0.039015 miles
I9 to I10	0.163447 miles
I10 to SF	0.132008 miles
SF to I1	0.022348 miles
I1 to I2	0.081818 miles
I2 to I3A	0.085227 miles
I3A to I3	0.170455 miles
I3 to I4	0.357955 miles
I4 to I5	0.188068 miles
I5 to I6A	0.104167 miles
I6A to I6	0.103220 miles
I6 to I7	0.247727 miles
I7 to I8	0.042803 miles
I8 to I9	0.086364 miles
I2 to I3	0.255682 miles
I5 to I6	0.207386 miles
Lap	1.786000 miles
PI to PO	0.192614 miles
PO to I8	1.535795 miles
SF to PI	1.451136 miles
PO to SF	0.132008 miles
I7 to PI	0.090152 miles

Color Legend	
	Fastest Lap
	Section Under Caution
	Section Under Green
	Section Time Data
	Section Speed Data



Event: L&W Supply Grand Prix of Toronto

Round 14 / 15

Track: Streets of Toronto

1.786 mile(s)

Report: Section Data Report

Indy Pro 2000 Championship

Session: Qualifications - Race 1

July 15, 2022



Section Data for Car

PO to PI	1.583144 miles
----------	----------------