

Event: Indy Pro 2000 GP of Indianapolis

Round 3 / 4

Track: Indianapolis Motor Speedway RC

2.439 mile(s)



Report: Section Data Report

Indy Pro 2000 Championship

Session: Qualifications - Race 1

May 10, 2019

Section Data for Car 10 - Lindh, Rasmus (R)

Lap	T/S	I6 to I7	I7 to I8	I8 to I9	I9 to SF	SF to I1	I1 to I2	I2 to I3A	I3A to I3	I3 to I4	I4 to I5A	I5A to I5	I5 to I6	Lap	PI to PO	PO to SF
1	T	5.4562	7.3911	8.3739	4.3319	6.1441	9.8132	3.7714	8.2212	8.7617	6.3117	5.1168	7.4446	81.1378		82.5737
	S	128.836	74.260	102.266	136.619	148.923	92.755	103.591	101.677	140.228	94.521	90.877	99.187	108.216		97.619
2	T	5.3035	7.1670	8.2077	4.3246	6.1116	9.5923	3.7237	8.1681	8.6738	6.8892	5.0312	7.3761	80.5688		
	S	132.545	76.582	104.337	136.849	149.715	94.891	104.918	102.338	141.649	86.598	92.423	100.108	108.980		
3	T	5.2759	7.0724	8.3407	4.3207	6.1022	9.4800	3.7275	7.9567	8.6898	6.1893	4.9913	7.2410	79.3875		
	S	133.239	77.606	102.673	136.973	149.946	96.016	104.811	105.057	141.388	96.391	93.162	101.976	110.602		
4	T	5.2436	7.0708	8.1943	4.3090	6.0921	9.3074	3.7520	7.9033	8.6933	6.1543	5.0164	7.2588	78.9953		
	S	134.060	77.624	104.507	137.345	150.195	97.796	104.126	105.767	141.331	96.939	92.696	101.726	111.151		
5	T	5.2280	7.0323	8.2374	4.3250	6.0971	9.3139	3.7142	8.0653	8.7123	6.1632	5.0294	7.3283	79.2464		
	S	134.460	78.049	103.960	136.837	150.071	97.728	105.186	103.643	141.023	96.799	92.456	100.761	110.799		
6	T	5.2265						4.7461	10.3379	11.5712	7.7519	6.1251	8.7644	233.9555	146.5498	93.0638
	S	134.498						82.316	80.859	106.181	76.961	75.917	84.251	37.530	9.693	86.616
7	T	5.7665	8.2791	8.4551	4.3516	6.1997	9.7788	3.8017	8.0692	8.7867	6.3798	5.2322	7.4260	82.5264		
	S	121.903	66.295	101.284	136.000	147.588	93.082	102.765	103.593	139.829	93.512	88.873	99.436	106.395		
8	T	5.2849	7.1461	8.2403	4.2971	6.0367	9.4072	3.6826	11.4748	19.4464	9.6440	5.1611	7.3186	97.1398		
	S	133.012	76.806	103.924	137.725	151.573	96.759	106.089	72.847	63.181	61.861	90.097	100.895	90.389		
9	T	5.2245	6.9886	8.2353	4.3045	6.0729	9.3998	3.7282	7.8973	8.6717	6.1034	4.9866	7.2803	78.8931		
	S	134.550	78.537	103.987	137.488	150.669	96.835	104.791	105.847	141.683	97.747	93.250	101.426	111.295		
10	T	5.2224	7.0911	8.1686	4.3189	6.0772	9.3791	3.7136	7.9822	8.7011	6.3427	5.0108	7.2682	79.2759		
	S	134.604	77.402	104.836	137.030	150.563	97.048	105.203	104.722	141.205	94.059	92.800	101.594	110.757		
11	T	5.2805	7.1081	8.2984	4.3181	6.4327	11.2990	4.1601	9.4159	9.4479	6.8399	5.5097	8.2371	86.3474		
	S	133.123	77.217	103.196	137.055	142.242	80.558	93.912	88.776	130.043	87.222	84.397	89.644	101.687		
12	T	6.4185													140.5073	
	S	109.520													10.110	

Event: Indy Pro 2000 GP of Indianapolis

Round 3 / 4

Track: Indianapolis Motor Speedway RC

2.439 mile(s)



Report: Section Data Report

Indy Pro 2000 Championship

Session: Qualifications - Race 1

May 10, 2019

Section Data for Car 10 - Lindh, Rasmus (R)

Lap	T/SF to PI	
1	T	
	S	
2	T	
	S	
3	T	
	S	
4	T	
	S	
5	T	75.6179
	S	105.837
6	T	
	S	
7	T	
	S	
8	T	
	S	
9	T	
	S	
10	T	
	S	
11	T	87.6495
	S	91.309
12	T	
	S	

Event: Indy Pro 2000 GP of Indianapolis

Round 3 / 4

Track: Indianapolis Motor Speedway RC

2.439 mile(s)



Report: Section Data Report

Indy Pro 2000 Championship

Session: Qualifications - Race 1

May 10, 2019

Section Data for Car 11 - Serravalle, Antonio

Lap	T/S	I6 to I7	I7 to I8	I8 to I9	I9 to SF	SF to I1	I1 to I2	I2 to I3A	I3A to I3	I3 to I4	I4 to I5A	I5A to I5	I5 to I6	Lap	PI to PO	PO to SF
1	T	5.5973	7.9587	8.6258	4.3951	6.1544	43.4448	5.3834	10.5826	12.4977	8.5632	6.3877	9.2516	128.8423		90.3751
	S	125.588	68.964	99.279	134.654	148.674	20.951	72.572	78.989	98.309	69.669	72.796	79.814	68.148		89.193
2	T	7.1318						4.1807	9.1556	9.1658	7.2566	5.8360	8.2666	461.5924	375.1976	85.2884
	S	98.566						93.449	91.300	134.046	82.214	79.678	89.324	19.022	3.786	94.512
3	T	5.5341	7.6559	8.4312	4.3887	6.1877	10.1951	3.8290	8.4578	8.9012	6.7285	5.3202	7.5237	83.1531		
	S	127.022	71.692	101.571	134.850	147.874	89.281	102.032	98.833	138.030	88.666	87.403	98.144	105.593		
4	T	5.4112	7.4669	8.3216	4.3704	6.1654	9.9444	3.7376	8.4358	8.8039	6.4960	5.1736	7.4669	81.7937		
	S	129.907	73.506	102.909	135.415	148.409	91.532	104.527	99.091	139.556	91.840	89.879	98.891	107.348		
5	T	5.3684	7.3143	8.2193	4.3664	6.1710	9.9199	3.7319	8.3289	8.7913	6.4078	5.0839	7.4130	81.1161		
	S	130.943	75.040	104.189	135.539	148.274	91.758	104.687	100.362	139.756	93.104	91.465	99.610	108.245		
6	T	5.3795	7.2232	8.6480	4.6248	6.2261	10.0244	3.6840	8.2741	8.7423	6.3799	5.0840	7.4360	81.7263		
	S	130.673	75.986	99.024	127.966	146.962	90.801	106.048	101.027	140.539	93.511	91.463	99.302	107.437		
7	T	5.3514	7.2882	8.1902	4.3544	6.0997	9.7048	3.6881	8.2196	8.7972	6.3575	5.0157	7.4650	80.5318		
	S	131.359	75.309	104.560	135.913	150.007	93.791	105.930	101.697	139.662	93.840	92.709	98.916	109.030		
8	T	5.3429	7.2125	8.2168	4.3489	6.1038	9.6952	3.7030	8.2620	8.7894	6.2509	5.0416	7.3746	80.3416		
	S	131.568	76.099	104.221	136.085	149.907	93.884	105.504	101.175	139.786	95.441	92.233	100.129	109.288		
9	T	5.3576	7.2320	8.2435	4.3657	6.1257	9.6405	3.7037	8.2366	8.7822	6.2927	4.9722	7.4479	80.4003		
	S	131.207	75.894	103.884	135.561	149.371	94.417	105.484	101.487	139.901	94.807	93.520	99.143	109.209		
10	T	5.3969													43.3440	
	S	130.252													32.774	

Event: Indy Pro 2000 GP of Indianapolis

Round 3 / 4

Track: Indianapolis Motor Speedway RC

2.439 mile(s)



Report: Section Data Report

Indy Pro 2000 Championship

Session: Qualifications - Race 1

May 10, 2019

Section Data for Car 11 - Serravalle, Antonio

Lap	T/SF to PI
1	T 129.3817
	S 61.857
2	T
	S
3	T
	S
4	T
	S
5	T
	S
6	T
	S
7	T
	S
8	T
	S
9	T 80.8271
	S 99.016
10	T
	S

Event: Indy Pro 2000 GP of Indianapolis

Round 3 / 4

Track: Indianapolis Motor Speedway RC

2.439 mile(s)



Report: Section Data Report

Indy Pro 2000 Championship

Session: Qualifications - Race 1

May 10, 2019

Section Data for Car 2 - Robb, Sting Ray

Lap	T/S	I6 to I7	I7 to I8	I8 to I9	I9 to SF	SF to I1	I1 to I2	I2 to I3A	I3A to I3	I3 to I4	I4 to I5A	I5A to I5	I5 to I6	Lap	PI to PO	PO to SF
1	T	5.6809	7.6997	8.5285	4.3491	6.1436	10.1237	3.7912	8.3924	8.7801	7.2435	5.6193	9.1997	91.9920		86.3855
	S	123.740	71.284	100.412	136.078	148.935	89.911	103.050	99.603	139.934	82.362	82.751	80.264	95.447		93.312
2	T	6.1075						3.8008	8.5023	9.6971	7.2539	5.3179	7.6153	155.1141	72.8849	82.0328
	S	115.097						102.789	98.316	126.701	82.244	87.441	96.964	56.606	19.491	98.263
3	T	5.4833	7.4081	8.3082	4.3009	6.0363	9.8798	3.7797	8.0995	8.7061			8.3928	89.1972		
	S	128.199	74.090	103.075	137.603	151.583	92.130	103.363	103.205	141.124			87.981	98.438		
4	T	5.5212	7.3969	8.2592	4.3311	6.0798	9.6762	3.7565	8.1464	8.7006	6.3181	5.1583	7.3081	80.6524		
	S	127.319	74.202	103.686	136.644	150.498	94.069	104.002	102.611	141.213	94.426	90.146	101.040	108.867		
5	T	5.3702	7.2325	8.2037	4.3182	6.0809	9.5585	3.7246	8.0078	8.6988	6.3085	5.0138	7.2239	79.7414		
	S	130.899	75.889	104.387	137.052	150.471	95.227	104.892	104.387	141.242	94.569	92.744	102.218	110.111		
6	T	5.3038	7.1420	8.2520	4.3254	6.0734	9.5377	3.7237	8.0316	8.7212	6.2069	5.0468	7.5960	79.9605		
	S	132.538	76.850	103.776	136.824	150.657	95.435	104.918	104.078	140.879	96.117	92.138	97.210	109.809		
7	T	5.4158	7.1620	8.2561	4.3202	6.0631	9.4135	3.6978	8.0215	8.7042	6.3774	4.9471	7.2912	79.6699		
	S	129.797	76.636	103.725	136.989	150.913	96.694	105.653	104.209	141.154	93.548	93.994	101.274	110.210		
8	T	5.2966	7.1228	8.2226	4.3191	6.0512	9.4185	3.7263	8.0643	8.7053	6.2183	5.0321	7.4906	79.6677		
	S	132.718	77.057	104.148	137.023	151.210	96.642	104.844	103.656	141.137	95.941	92.407	98.578	110.213		
9	T	5.3421	7.1773	8.2580	4.3378	6.0851	9.5200	3.7558	8.0638	8.7148	6.2375	5.0847	7.3077	79.8846		
	S	131.588	76.472	103.701	136.433	150.367	95.612	104.021	103.662	140.983	95.646	91.451	101.045	109.914		
10	T	5.3221	7.1774	8.2749	4.3333	6.0679	9.4232	3.7943	8.3122	10.6762	7.5586	5.4697	7.7481	84.1579		
	S	132.082	76.471	103.489	136.574	150.794	96.594	102.965	100.564	115.082	78.929	85.014	95.302	104.332		
11	T	6.0475	8.1859	10.2381	6.4353	8.7667	11.0563	4.3360	9.5754	9.1448	6.4790	5.1862	7.4417	92.8929		
	S	116.239	67.050	83.645	91.964	104.372	82.327	90.102	87.298	134.354	92.081	89.661	99.226	94.522		
12	T	5.3944	7.1474	8.3109	4.3250	6.0668	9.5066	3.7320	8.0551	8.7363	6.3751	5.0066	7.3201	79.9763		
	S	130.312	76.792	103.041	136.837	150.821	95.747	104.684	103.774	140.636	93.581	92.877	100.874	109.788		
13	T	5.3794	7.2025	8.1596	4.3058	6.0424	9.5540	3.7525	8.1608	8.7334	6.2638	5.0263	7.3225	79.9030		
	S	130.675	76.205	104.952	137.447	151.430	95.272	104.112	102.430	140.682	95.244	92.513	100.841	109.888		
14	T	5.7993													40.4047	
	S	121.214													35.158	

Event: Indy Pro 2000 GP of Indianapolis

Round 3 / 4

Track: Indianapolis Motor Speedway RC

2.439 mile(s)



Report: Section Data Report

Indy Pro 2000 Championship

Session: Qualifications - Race 1

May 10, 2019

Section Data for Car 2 - Robb, Sting Ray

Lap	T/SF to PI	
1	T	91.4307
	S	87.533
2	T	
	S	
3	T	
	S	
4	T	
	S	
5	T	
	S	
6	T	
	S	
7	T	
	S	
8	T	
	S	
9	T	
	S	
10	T	
	S	
11	T	
	S	
12	T	
	S	
13	T	80.7290
	S	99.136
14	T	
	S	

Event: Indy Pro 2000 GP of Indianapolis

Round 3 / 4

Track: Indianapolis Motor Speedway RC

2.439 mile(s)



Report: Section Data Report

Indy Pro 2000 Championship

Session: Qualifications - Race 1

May 10, 2019

Section Data for Car 28 - Kirkwood, Kyle (R)

Lap	T/S	I6 to I7	I7 to I8	I8 to I9	I9 to SF	SF to I1	I1 to I2	I2 to I3A	I3A to I3	I3 to I4	I4 to I5A	I5A to I5	I5 to I6	Lap	PI to PO	PO to SF
1	T	5.6647	7.9248	8.3804	4.3369	6.0836	12.2155	4.1852	8.7544	9.1427	6.5777	5.3501	7.7544	86.3704		88.9443
	S	124.094	69.259	102.186	136.461	150.404	74.514	93.348	95.484	134.384	90.699	86.914	95.225	101.660		90.627
2	T	5.4520	7.4756	8.2260	4.3219	6.0659	9.9333	3.7315	8.1888	8.7772	6.4000	5.1632	7.4233	81.1587		
	S	128.935	73.421	104.105	136.935	150.843	91.634	104.698	102.080	139.980	93.217	90.060	99.472	108.188		
3	T	5.3516	7.2099	8.1901	4.3230	6.0739	9.5953	3.6891	8.0796	8.7240	6.2570	5.0771	7.3385	79.9091		
	S	131.354	76.126	104.561	136.900	150.645	94.862	105.902	103.459	140.834	95.348	91.588	100.621	109.880		
4	T	5.3225	7.1937	8.0961	4.3206	6.0557	9.6519	3.6735	8.0554	8.7586	6.2014	4.9779	7.4436	79.7509		
	S	132.072	76.298	105.775	136.976	151.097	94.306	106.351	103.770	140.278	96.203	93.413	99.201	110.098		
5	T	5.4155						4.3217	10.4232	9.5751	7.6695	5.8157	8.2031	373.5598	287.1143	90.6970
	S	129.804						90.400	80.197	128.316	77.787	79.956	90.016	23.505	4.948	88.876
6	T	5.6911	8.0948	8.5218	4.3597	6.2413	11.3657	4.6519	9.3775	10.1161	6.6502	5.3321	7.4796	87.8818		
	S	123.518	67.804	100.491	135.747	146.604	80.085	83.983	89.140	121.454	89.710	87.208	98.723	99.911		
7	T	5.3595	7.3265	8.1665	4.3173	6.0764	9.6715	3.6934	8.1553	8.7135	6.2953	5.1643	7.2702	80.2097		
	S	131.160	74.915	104.863	137.081	150.583	94.114	105.778	102.499	141.004	94.768	90.041	101.567	109.468		
8	T	5.2860	7.1692	8.1317	4.3304	6.0723	9.5670	3.6659	8.0111	8.7150	6.2211	4.9981	7.3133	79.4811		
	S	132.984	76.559	105.312	136.666	150.684	95.142	106.572	104.344	140.980	95.898	93.035	100.968	110.472		
9	T	5.2747	7.1787	8.1289	4.3206	6.0625	9.4673	3.6893	8.1458	8.7214	6.1518	5.1210	8.1038	80.3658		
	S	133.269	76.457	105.348	136.976	150.928	96.144	105.896	102.618	140.876	96.978	90.803	91.119	109.255		
10	T	5.6980	7.3551	8.1626	4.3216	6.0709	9.6572	3.6465	8.0797	8.7049	6.2172	5.0003	7.3123	80.2263		
	S	123.369	74.624	104.913	136.944	150.719	94.254	107.139	103.458	141.143	95.958	92.994	100.982	109.445		
11	T	5.2864	7.0675	8.6813	4.3811	6.1008	9.3948	3.6636	8.3248	8.7494	6.1806	5.0425	7.3476	80.2204		
	S	132.974	77.660	98.645	135.084	149.980	96.886	106.639	100.412	140.425	96.526	92.216	100.497	109.453		
12	T	6.4463														
	S	109.048														

Event: Indy Pro 2000 GP of Indianapolis

Round 3 / 4

Track: Indianapolis Motor Speedway RC

2.439 mile(s)



Report: Section Data Report

Indy Pro 2000 Championship

Session: Qualifications - Race 1

May 10, 2019

Section Data for Car 28 - Kirkwood, Kyle (R)

Lap	T/SF to PI
1	T
	S
2	T
	S
3	T
	S
4	T 77.2339
	S 103.623
5	T
	S
6	T
	S
7	T
	S
8	T
	S
9	T
	S
10	T
	S
11	T 84.4588
	S 94.758
12	T
	S

Event: Indy Pro 2000 GP of Indianapolis

Round 3 / 4

Track: Indianapolis Motor Speedway RC

2.439 mile(s)



Report: Section Data Report

Indy Pro 2000 Championship

Session: Qualifications - Race 1

May 10, 2019

Section Data for Car 5 - Rodriguez, Ian (R)

Lap	T/S	I6 to I7	I7 to I8	I8 to I9	I9 to SF	SF to I1	I1 to I2	I2 to I3A	I3A to I3	I3 to I4	I4 to I5A	I5A to I5	I5 to I6	Lap	PI to PO	PO to SF
1	T	6.7698	8.4806	8.7305	4.3747	6.1289	10.1314	3.8643	8.5878	8.8043	6.5675	5.2574	7.6107	85.3079		96.3835
	S	103.837	64.720	98.089	135.282	149.293	89.842	101.100	97.337	139.550	90.840	88.447	97.022	102.926		83.633
2	T	5.4020	7.4670	8.2690	4.3212	6.0757	9.7333	3.7228	8.2855	8.7525	6.3945	5.0671	7.4076	80.8982		
	S	130.129	73.505	103.563	136.957	150.600	93.517	104.943	100.888	140.375	93.298	91.768	99.683	108.536		
3	T	5.2588	7.4199	8.1843	4.2994	6.0037	9.5705	3.7226	8.1522	8.6689	6.2936	5.0824	7.3512	80.0075		
	S	133.672	73.972	104.635	137.651	152.406	95.108	104.949	102.538	141.729	94.793	91.492	100.447	109.745		
4	T	5.3223	7.4122	8.2705	4.2583	5.9279	9.6592	3.7177	8.0645	8.7450	6.2668	4.9336	7.2645	79.8425		
	S	132.077	74.049	103.544	138.980	154.355	94.234	105.087	103.653	140.496	95.199	94.252	101.646	109.972		
5	T	5.2419	7.2196	8.2035	4.2925	5.9786	9.8910	3.7800	8.2252	8.6684	6.4445	5.1864	7.4783	80.6099		
	S	134.103	76.024	104.390	137.873	153.046	92.026	103.355	101.628	141.737	92.574	89.658	98.740	108.925		
6	T	5.4058						4.9623	11.1003	10.1805	8.8642	6.3571	8.5918	284.0077	188.6490	99.3264
	S	130.037						78.730	75.305	120.685	67.303	73.147	85.943	30.916	7.530	81.155
7	T	5.9656	8.0780	9.9125	4.4541	6.2183	10.7975	4.0449	8.9563	9.0001	7.1890	5.5276	7.8002	87.9441		
	S	117.835	67.945	86.392	132.870	147.146	84.300	96.586	93.332	136.514	82.987	84.123	94.665	99.841		
8	T	5.3487	7.3719	8.2949	4.3294	6.0927	9.8025	3.7380	8.2638	8.7257	6.3763	5.0459	7.3707	80.7605		
	S	131.425	74.453	103.240	136.698	150.180	92.857	104.516	101.153	140.807	93.564	92.154	100.182	108.721		
9	T	5.2750	7.1338	8.1858	4.3293	6.0907	9.5004	3.6960	8.0258	8.7065	6.3109	4.9668	7.5876	79.8086		
	S	133.262	76.938	104.616	136.701	150.229	95.809	105.704	104.153	141.117	94.533	93.622	97.318	110.018		
10	T	5.3355	7.1070	8.1483	4.3104	6.0607	9.4852	3.7106	8.0922	8.7356	6.3421	4.9828	7.3508	79.6612		
	S	131.750	77.229	105.097	137.300	150.973	95.963	105.288	103.298	140.647	94.068	93.321	100.453	110.222		
11	T	5.3136	7.1841	8.2005	4.3360	6.0810	9.4382	3.7198	8.1419	8.7415	6.3053	4.9879	7.3495	79.7993		
	S	132.293	76.400	104.428	136.489	150.469	96.441	105.028	102.668	140.552	94.617	93.226	100.471	110.031		
12	T	5.2797	7.1610	8.2080	4.3121	6.0512	9.4609	3.6813	8.1510	8.7173	6.3389	4.9659				
	S	133.143	76.646	104.333	137.246	151.210	96.209	106.126	102.553	140.942	94.116	93.639				

Event: Indy Pro 2000 GP of Indianapolis

Round 3 / 4

Track: Indianapolis Motor Speedway RC

2.439 mile(s)



Report: Section Data Report

Indy Pro 2000 Championship

Session: Qualifications - Race 1

May 10, 2019

Section Data for Car 5 - Rodriguez, Ian (R)

Lap	T/SF to PI	
1	T	
	S	
2	T	
	S	
3	T	
	S	
4	T	
	S	
5	T	80.0949
	S	99.921
6	T	
	S	
7	T	
	S	
8	T	
	S	
9	T	
	S	
10	T	
	S	
11	T	
	S	
12	T	98.8821
	S	80.937

Event: Indy Pro 2000 GP of Indianapolis

Round 3 / 4

Track: Indianapolis Motor Speedway RC

2.439 mile(s)



Report: Section Data Report

Indy Pro 2000 Championship

Session: Qualifications - Race 1

May 10, 2019

Section Data for Car 51 - Abel, Jacob (R)

Lap	T/S	I6 to I7	I7 to I8	I8 to I9	I9 to SF	SF to I1	I1 to I2	I2 to I3A	I3A to I3	I3 to I4	I4 to I5A	I5A to I5	I5 to I6	Lap	PO to SF	SF to PI
1	T	5.6958	7.9787	8.6458	4.4447	6.2198	10.3327	3.9309	8.6734	8.8831	8.1470	6.0320	8.0418	91.9655	97.9319	
	S	123.416	68.791	99.050	133.151	147.111	88.092	99.387	96.376	138.312	73.228	77.089	91.821	95.475	82.310	
2	T	5.7293	7.7478	8.4870	4.3769	6.1838	10.0496	3.7767	8.3908	8.8370	6.6796	5.2643	7.5249	83.0477		
	S	122.695	70.841	100.903	135.214	147.967	90.573	103.445	99.622	139.033	89.315	88.331	98.129	105.727		
3	T	5.4670	7.3792	8.3514	4.3747	6.1803	9.7929	3.7152	8.3236	8.8325	6.4096	5.1072	7.4090	81.3426		
	S	128.581	74.380	102.541	135.282	148.051	92.948	105.158	100.426	139.104	93.078	91.048	99.664	107.943		
4	T	5.3972	7.2075	8.2683	4.3704	6.1770	9.6563	3.7847	8.2414	8.8116	6.3743	5.0064	7.4008	80.6959		
	S	130.244	76.152	103.572	135.415	148.130	94.263	103.227	101.428	139.434	93.593	92.881	99.774	108.809		
5	T	5.3539	7.1976	8.3426	4.3854	6.1871	9.5397	3.7089	8.1893	8.7706	6.2382	5.0860	7.3433	80.3426		
	S	131.298	76.256	102.649	134.952	147.888	95.415	105.336	102.073	140.086	95.635	91.427	100.555	109.287		
6	T	5.3715	7.1697	8.3042	4.3706	6.1890	9.5013	3.7447	8.2309	8.8040	6.2508	4.9738	7.7585	80.6690		
	S	130.867	76.553	103.124	135.409	147.843	95.800	104.329	101.557	139.554	95.442	93.490	95.174	108.845		
7	T	5.4452	7.1716	8.2852	4.3704	6.1709	9.5414	3.7480	10.3322	15.0323	8.1238	7.0577	7.9838	93.2625		
	S	129.096	76.533	103.361	135.415	148.277	95.398	104.237	80.903	81.733	73.437	65.885	92.488	94.147		
8	T	5.4074	7.2733	8.2829	4.3714	6.1811	9.5644	3.7142	8.1271	8.7617	6.9120	5.3216	7.5017	81.4188		
	S	129.999	75.463	103.389	135.384	148.032	95.168	105.186	102.855	140.228	86.312	87.380	98.432	107.842		
9	T	5.3814	7.2094	8.2818	4.3824	6.1800	9.5089	3.7294	8.2260	8.7754	6.2335	5.0620	7.3427	80.3129		
	S	130.627	76.132	103.403	135.044	148.058	95.724	104.757	101.618	140.009	95.707	91.861	100.564	109.327		
10	T	5.3207	7.0791	8.2905	4.3799	6.1806	9.5726	3.7250	8.1484	8.7803	6.2243	5.0379	7.3395	80.0788		
	S	132.117	77.533	103.295	135.121	148.044	95.087	104.881	102.586	139.931	95.849	92.300	100.608	109.647		
11	T	5.3334	7.1044	8.2359	4.3782	6.1796	9.5139	3.6808	8.1710	8.7835	6.2486	5.0796	7.2870	79.9959		
	S	131.802	77.257	103.979	135.174	148.068	95.673	106.140	102.302	139.880	95.476	91.543	101.332	109.761		
12	T	5.3384	7.1355	8.2464	4.3689	6.1675	9.4156	3.7027	8.2093	8.7977	6.3757	5.0755	7.4653	80.2985		
	S	131.679	76.920	103.847	135.462	148.358	96.672	105.513	101.825	139.654	93.573	91.617	98.912	109.347		
13	T	5.4036	7.1787	8.2045	4.3637	6.1597			8.6948	8.8370	6.3906	5.0270	7.3764	84.9094		
	S	130.090	76.457	104.377	135.623	148.546			96.139	139.033	93.354	92.500	100.104	103.409		
14	T	5.4384	7.2450	8.1532	4.3648	6.1822	9.4951	3.6790	8.2421	8.7908	6.3403	4.9798	7.5073	80.4180		80.4105
	S	129.258	75.758	105.034	135.589	148.006	95.863	106.192	101.419	139.764	94.095	93.377	98.359	109.185		99.529
15	T	5.5213														
	S	127.317														

Event: Indy Pro 2000 GP of Indianapolis

Round 3 / 4

Track: Indianapolis Motor Speedway RC

2.439 mile(s)



Report: Section Data Report

Indy Pro 2000 Championship

Session: Qualifications - Race 1

May 10, 2019

Section Data for Car 6 - de la Vara, Moises

Lap	T/S I6 to I7	I7 to I8	I8 to I9	I9 to SF	SF to I1	I1 to I2	I2 to I3A	I3A to I3	I3 to I4	I4 to I5A	I5A to I5	I5 to I6	Lap	PI to PO	PO to SF
1	T	5.9834	8.4029	8.8161	4.4749	6.2950	10.5035	3.8948	8.6698	9.3633	6.6802	5.4462	7.6203	86.1504	90.6126
	S	117.484	65.318	97.136	132.253	145.353	86.659	100.309	96.416	131.218	89.307	85.381	96.900	101.919	88.959
2	T	5.4725	7.7313	8.3251	4.3683	6.1721	9.9654	3.8616	8.1514	8.8542	6.3221	5.2838	7.4103	81.9181	
	S	128.452	70.992	102.865	135.480	148.248	91.339	101.171	102.548	138.763	94.366	88.005	99.646	107.185	
3	T	5.3593	7.3387	8.1958	4.3483	6.1445	9.6357	3.7002	8.1652	8.8322	6.1666	5.1681	7.4342	80.4888	
	S	131.165	74.790	104.488	136.103	148.914	94.464	105.584	102.375	139.109	96.746	89.975	99.326	109.088	
4	T	5.3124	7.2252	8.2417	4.3563	6.1401	9.4754	3.7010	8.0895	8.9813	6.3067	5.1876	7.4671	80.4843	
	S	132.323	75.965	103.906	135.853	149.020	96.062	105.561	103.333	136.799	94.596	89.637	98.888	109.095	
5	T	5.3769	7.2562	8.2920	4.3634	6.1574	9.5272	3.6884	8.1189	8.7633	6.2314	5.1398	7.4061	80.3210	
	S	130.736	75.641	103.276	135.632	148.602	95.540	105.922	102.958	140.202	95.739	90.470	99.703	109.316	
6	T	5.3091	7.1439	8.3002	4.3594	6.1467	9.5580	3.7286	8.1340	8.8296	6.2513	5.1127	7.3893	80.2628	
	S	132.406	76.830	103.174	135.757	148.860	95.232	104.780	102.767	139.150	95.435	90.950	99.930	109.396	
7	T	5.3525	7.1600	8.2739	4.3643	6.1440	9.5169	3.7041	8.1429	8.8429	6.1859	5.1610	7.3713	80.2197	
	S	131.332	76.657	103.502	135.604	148.926	95.643	105.473	102.655	138.940	96.444	90.099	100.174	109.454	
8	T	5.3451	7.2441	8.2283	4.3590	6.1394	9.4198	3.6952	8.1358	8.8181	6.2538	5.1172	7.3428	80.0986	
	S	131.514	75.767	104.075	135.769	149.037	96.629	105.727	102.745	139.331	95.397	90.870	100.562	109.620	
9	T	5.2949	7.1530	8.3201	4.3612	6.1259	9.6248	3.7506	8.1850	8.7998	6.1933	5.1905	7.3993	80.3984	
	S	132.761	76.732	102.927	135.701	149.366	94.571	104.165	102.127	139.621	96.328	89.587	99.794	109.211	
10	T	5.3033	7.1883	8.2918	4.3704	6.1302	9.4588	3.7072	8.1660	8.7571	6.2262	5.1276	7.2878	80.0147	
	S	132.550	76.355	103.278	135.415	149.261	96.231	105.385	102.365	140.302	95.819	90.686	101.321	109.735	
11	T	5.3049	7.0718	8.4359	4.3897	6.1678	9.4698	3.6997	8.1152	8.7763	6.2380	5.0476	7.3112	80.0279	
	S	132.510	77.613	101.514	134.820	148.351	96.119	105.598	103.005	139.995	95.638	92.123	100.997	109.717	
12	T	5.2947	7.0332	8.3665	4.3899	6.1893	9.4586	3.7050	8.1405	8.8097	6.2132	5.0656	82.2963	154.9625	
	S	132.766	78.039	102.356	134.814	147.836	96.233	105.447	102.685	139.464	96.020	91.796	8.973	56.661	
13	T	8.2118	8.3255	8.9618	4.5108	6.2581			11.1934	9.4029	7.4786	5.8790	8.1082	97.6514	
	S	85.603	65.926	95.557	131.200	146.211			74.679	130.666	79.773	79.095	91.069	89.916	
14	T	5.9888												40.3124	
	S	117.378												35.239	

Event: Indy Pro 2000 GP of Indianapolis

Round 3 / 4

Track: Indianapolis Motor Speedway RC

2.439 mile(s)



Report: Section Data Report

Indy Pro 2000 Championship

Session: Qualifications - Race 1

May 10, 2019

Section Data for Car 6 - de la Vara, Moises

Lap	T/SF to PI
1	T
	S
2	T
	S
3	T
	S
4	T
	S
5	T
	S
6	T
	S
7	T
	S
8	T
	S
9	T
	S
10	T
	S
11	T
	S
12	T
	S
13	T 92.9998
	S 86.056
14	T
	S

Event: Indy Pro 2000 GP of Indianapolis

Round 3 / 4

Track: Indianapolis Motor Speedway RC

2.439 mile(s)



Report: Section Data Report

Indy Pro 2000 Championship

Session: Qualifications - Race 1

May 10, 2019

Section Data for Car 68 - Frost, Danial (R)

Lap	T/S	I6 to I7	I7 to I8	I8 to I9	I9 to SF	SF to I1	I1 to I2	I2 to I3A	I3A to I3	I3 to I4	I4 to I5A	I5A to I5	I5 to I6	Lap	PI to PO	PO to SF
1	T	5.6071	7.7666	8.4495	4.3413	6.0935	10.1875	3.7448	8.3439	8.7548	6.4083	5.1483	7.4888	82.3344		85.9246
	S	125.369	70.670	101.351	136.323	150.160	89.347	104.326	100.182	140.339	93.097	90.321	98.602	106.643		93.812
2	T	5.4469			4.3438	6.1389	9.5873	3.6960	8.1347	8.8045	6.3570	5.0852	7.3919	80.7953		
	S	129.056			136.244	149.050	94.941	105.704	102.758	139.546	93.848	91.442	99.894	108.675		
3	T	5.3378	7.2826	8.2597	4.3260	6.1133	9.8357	3.8610	8.4440	8.8777	6.6348	5.0743	7.5446	81.5915		
	S	131.694	75.366	103.680	136.805	149.674	92.543	101.187	98.994	138.396	89.918	91.638	97.873	107.614		
4	T	5.5141	7.5690	8.1237	4.2886	5.9914	9.5999	3.6852	8.0789	8.7745	6.2799	4.9802	7.2968	80.1822		
	S	127.483	72.515	105.415	137.998	152.719	94.816	106.014	103.468	140.024	95.000	93.370	101.196	109.506		
5	T	5.2709	7.1334	8.1576	4.3355	6.1362	9.5427	3.6500	8.0018	8.7332	6.3281	4.9346	7.6078	79.8318		
	S	133.365	76.943	104.977	136.505	149.115	95.385	107.036	104.465	140.686	94.276	94.233	97.059	109.986		
6	T	5.3701	7.1919	8.1074	4.3428	6.1689	9.3920	3.6814	7.9509	8.7333	6.2521	4.8930	7.3563	79.4401		
	S	130.902	76.317	105.627	136.276	148.325	96.915	106.123	105.134	140.684	95.422	95.034	100.378	110.529		
7	T	5.2624	7.1540	8.1680	4.3419	6.1677	9.4811	3.7037	8.3283	8.6705	6.4797	5.0843	7.4950	360.1106	185.8974	79.1002
	S	133.581	76.721	104.844	136.304	148.354	96.004	105.484	100.370	141.703	92.071	91.458	98.520	24.383	7.642	101.906
8	T	5.3209	7.3892	8.0952	4.3433	6.1492	9.4538	3.6722	8.2167	8.7612	6.2101	4.9618	7.4175	79.9911		
	S	132.112	74.279	105.787	136.260	148.800	96.282	106.389	101.733	140.236	96.068	93.716	99.550	109.767		
9	T	5.3084	7.1659	8.1313	4.3388	6.1261	9.4267	3.6495	8.0007	8.7337	6.2311	4.9444	7.2909	79.3475		
	S	132.423	76.594	105.317	136.401	149.361	96.558	107.051	104.479	140.678	95.744	94.046	101.278	110.658		
10	T	5.2406	7.1173	8.1569	4.3241	6.0966	9.3026	3.6543	8.0285	8.7285	6.1978	4.9394	7.3849	79.1715		
	S	134.136	77.117	104.986	136.865	150.084	97.847	106.910	104.118	140.761	96.258	94.141	99.989	110.904		
11	T	5.2823	7.0976	8.1452	4.3142	6.0800	9.2436	3.6490	8.1500	8.7289	6.2175	4.9536	7.3780	79.2399		
	S	133.077	77.331	105.137	137.179	150.493	98.471	107.065	102.566	140.755	95.954	93.871	100.083	110.808		
12	T	5.3131													45.7033	
	S	132.306													31.082	

Event: Indy Pro 2000 GP of Indianapolis

Round 3 / 4

Track: Indianapolis Motor Speedway RC

2.439 mile(s)



Report: Section Data Report

Indy Pro 2000 Championship

Session: Qualifications - Race 1

May 10, 2019

Section Data for Car 68 - Frost, Danial (R)

Lap	T/SF to PI	
1	T	
	S	
2	T	
	S	
3	T	
	S	
4	T	
	S	
5	T	
	S	
6	T	
	S	
7	T	95.3353
	S	83.948
8	T	
	S	
9	T	
	S	
10	T	
	S	
11	T	79.7551
	S	100.347
12	T	
	S	

Event: Indy Pro 2000 GP of Indianapolis

Round 3 / 4

Track: Indianapolis Motor Speedway RC

2.439 mile(s)



Report: Section Data Report

Indy Pro 2000 Championship

Session: Qualifications - Race 1

May 10, 2019

Section Data for Car 7 - Enders, Kory (R)

Lap	T/S	I6 to I7	I7 to I8	I8 to I9	I9 to SF	SF to I1	I1 to I2	I2 to I3A	I3A to I3	I3 to I4	I4 to I5A	I5A to I5	I5 to I6	Lap	PI to PO	PO to SF
1	T	5.9158	8.2187	8.8469	4.4163	6.1877	10.7224	3.8029	8.8023	9.3123	6.8684	5.5154	7.7661	86.3752		90.8340
	S	118.827	66.782	96.798	134.008	147.874	84.890	102.733	94.965	131.937	86.860	84.309	95.081	101.654		88.742
2	T	5.4793	7.6289	8.3473	4.3248	6.0853	9.9099	3.8020	8.3188	8.8130	6.5434	5.2609	7.5812	82.0948		
	S	128.293	71.945	102.592	136.843	150.362	91.850	102.757	100.484	139.412	91.174	88.388	97.400	106.954		
3	T	5.3940	7.4435	8.2668	4.3234	6.0858	9.8308	3.7248	8.1963	8.7785	6.3418	5.1573	7.4873	81.0303		
	S	130.322	73.737	103.591	136.887	150.350	92.589	104.887	101.986	139.960	94.073	90.163	98.622	108.359		
4	T	5.3449	7.2108	8.3243	4.3237	6.0938	9.6056	3.6845	8.1660	8.7852	6.3127	5.0743	7.4086	80.3344		
	S	131.519	76.117	102.875	136.878	150.153	94.760	106.034	102.365	139.853	94.506	91.638	99.669	109.298		
5	T	5.3772	7.1971	8.2859	4.3387	6.0960	9.4779	3.6468	8.1993	8.7449	6.3085	5.0891	7.4206	80.1820		
	S	130.729	76.262	103.352	136.404	150.098	96.037	107.130	101.949	140.497	94.569	91.372	99.508	109.506		
6	T	5.3094	7.2518	8.2876	4.3346	6.0988	9.5448	3.7047	8.2021	8.7632	6.3138	4.9922	7.4586	80.2616		
	S	132.398	75.687	103.331	136.534	150.030	95.364	105.456	101.914	140.204	94.490	93.145	99.001	109.397		
7	T	5.2819	7.1558	8.3463	4.3412	6.0877	9.5492	3.6778	8.1427	8.7529	6.3693	4.9920	7.4223	80.1191		
	S	133.087	76.702	102.604	136.326	150.303	95.320	106.227	102.657	140.369	93.667	93.149	99.485	109.592		
8	T	5.3140	7.2163	8.2083	4.3168	6.0847	9.5733	3.6616	8.2160	8.8283	6.2274	5.0983	7.4958	80.2408		
	S	132.284	76.059	104.329	137.097	150.377	95.080	106.697	101.742	139.170	95.801	91.207	98.510	109.426		
9	T	5.3095	7.1641	8.2331	4.3305	6.0847	9.5078	3.7112	8.1498	8.7588	6.2725	5.0153	8.2064	80.7437		
	S	132.396	76.613	104.015	136.663	150.377	95.735	105.271	102.568	140.275	95.112	92.716	89.980	108.744		
10	T	5.4925	7.3157	8.4398	4.3536	6.0982	9.4638	3.7133	8.1773	8.7346	6.3073	5.1162	7.4254	80.6377		
	S	127.984	75.025	101.467	135.938	150.044	96.180	105.211	102.223	140.663	94.587	90.888	99.444	108.887		
11	T	5.3084	7.0931	8.3918	4.3306	6.0676	9.6127	3.6691	8.1468	8.7011	6.2581	5.0277	7.3751	79.9821		
	S	132.423	77.380	102.048	136.660	150.801	94.690	106.479	102.606	141.205	95.331	92.488	100.122	109.780		
12	T	5.2998	7.2572	8.2312	4.3117	6.0482	9.6032	3.6563	8.3112	8.7303	6.2284	5.1065	7.4668	80.2508		
	S	132.638	75.630	104.039	137.259	151.285	94.784	106.852	100.576	140.732	95.786	91.060	98.892	109.412		
13	T	5.3100	7.1988	8.2895	4.3036	6.0322	9.6918	3.6910	8.2635	8.7016	6.3772	5.1271	7.4307	80.4170		
	S	132.383	76.244	103.307	137.517	151.686	93.917	105.847	101.157	141.197	93.551	90.695	99.373	109.186		
14	T	5.2742	7.2349	8.3059	4.2964	6.0053	9.7231	3.6933	8.3281	9.0338	6.7824	5.5691	7.3848	81.6313		
	S	133.282	75.863	103.103	137.747	152.365	93.615	105.781	100.372	136.004	87.962	83.496	99.990	107.562		
15	T	5.5151													40.8551	
	S	127.460													34.771	

Event: Indy Pro 2000 GP of Indianapolis

Round 3 / 4

Track: Indianapolis Motor Speedway RC

2.439 mile(s)



Report: Section Data Report

Indy Pro 2000 Championship

Session: Qualifications - Race 1

May 10, 2019

Section Data for Car 7 - Enders, Kory (R)

Lap	T/SF to PI
1	T
	S
2	T
	S
3	T
	S
4	T
	S
5	T
	S
6	T
	S
7	T
	S
8	T
	S
9	T
	S
10	T
	S
11	T
	S
12	T
	S
13	T
	S
14	T 81.5819
	S 98.100
15	T
	S

Event: Indy Pro 2000 GP of Indianapolis

Round 3 / 4

Track: Indianapolis Motor Speedway RC

2.439 mile(s)



Report: Section Data Report

Indy Pro 2000 Championship

Session: Qualifications - Race 1

May 10, 2019

Section Data for Car 8 - Thompson, Parker

Lap	T/S	I6 to I7	I7 to I8	I8 to I9	I9 to SF	SF to I1	I1 to I2	I2 to I3A	I3A to I3	I3 to I4	I4 to I5A	I5A to I5	I5 to I6	Lap	PI to PO	PO to SF
1	T	6.1803	8.0953	8.8694	4.4651	6.1437	10.3917	3.8659	8.6623	8.8890	6.5924	5.4705	7.6139	85.2395		89.7863
	S	113.741	67.800	96.553	132.543	148.933	87.592	101.058	96.500	138.220	90.497	85.001	96.982	103.009		89.778
2	T	5.4466	7.4302	8.4756	4.3549	6.0920	9.8272	3.7523	8.3521	8.7959			8.0914	87.6076		
	S	129.063	73.869	101.039	135.897	150.197	92.623	104.118	100.084	139.683			91.259	100.224		
3	T	5.4894	7.4247	8.4391	4.3528	6.1100	9.6511	3.7498	8.2605	8.8017	6.3666	5.1690	7.4485	81.2632		
	S	128.057	73.924	101.476	135.963	149.755	94.313	104.187	101.194	139.591	93.706	89.959	99.135	108.049		
4	T	5.3810	7.2916	8.3695	4.3488	6.1032	10.0034	3.7453	8.2617	8.7832	6.3460	5.1481	7.7496	81.5314		
	S	130.636	75.273	102.320	136.088	149.921	90.992	104.313	101.179	139.885	94.011	90.325	95.284	107.693		
5	T	5.4369	7.1425	8.4548	4.3813	6.1069	9.5140	3.7030	8.2758	8.7802	6.2845	5.1087	7.4581	80.6467		
	S	129.293	76.845	101.287	135.078	149.831	95.672	105.504	101.006	139.933	94.931	91.021	99.008	108.875		
6	T	5.3341	7.1155	8.4844	4.3780	6.1393	9.5967	3.7142	8.2027	8.7921	6.2419	5.0987	7.4595	80.5571		
	S	131.785	77.136	100.934	135.180	149.040	94.848	105.186	101.907	139.743	95.578	91.200	98.989	108.996		
7	T	5.3753	7.1587	8.4135	4.3666	6.1139	9.5394	3.6829	8.3498	8.8315	6.2641	5.0622	7.4032	80.5611		
	S	130.775	76.671	101.784	135.533	149.659	95.418	106.080	100.111	139.120	95.240	91.857	99.742	108.991		
8	T	5.3629	7.2293	8.3625	4.3608	6.1117	9.5397	3.6898	8.2688	8.8431	6.2311	5.0616	7.4646	80.5259		
	S	131.077	75.922	102.405	135.713	149.713	95.415	105.882	101.092	138.937	95.744	91.868	98.921	109.038		
9	T	5.3474	7.2002	8.3298	4.3769	6.1265	9.4674	3.6802	8.2567	8.8336	6.3217	5.0591	7.4142	80.4137		
	S	131.457	76.229	102.807	135.214	149.351	96.143	106.158	101.240	139.087	94.372	91.914	99.594	109.190		
10	T	5.3675	7.1923	8.3518	4.3833	6.1388	9.6421	4.2052	8.7818	9.0916	6.9348	6.8199	7.5719	84.4810		
	S	130.965	76.313	102.536	135.017	149.052	94.401	92.904	95.187	135.140	86.029	68.183	97.520	103.933		
11	T	5.3889	7.2313	8.3212	4.3745	6.1089	9.5660	3.7133	8.2928	8.8006	6.2249	5.0414	7.5368	80.6006		
	S	130.445	75.901	102.913	135.288	149.781	95.152	105.211	100.799	139.608	95.839	92.236	97.974	108.937		
12	T	5.3735	7.2669	8.2555	4.3742	6.1179	9.5567	3.7116	8.2799	8.8482	6.2981	5.1516	7.4372	80.6713		
	S	130.819	75.529	103.732	135.297	149.561	95.245	105.260	100.956	138.857	94.726	90.263	99.286	108.842		
13	T	5.3397	7.1675	8.3249	4.3868	6.1778	9.5352	3.6996	8.2739	8.8366	6.2368	5.0618	7.4753	80.5159		
	S	131.647	76.577	102.868	134.909	148.111	95.460	105.601	101.030	139.039	95.657	91.865	98.780	109.052		
14	T	5.3327	7.1854	8.3246	4.3648	6.1229	9.4306	3.8037	8.3959	8.8958	6.3055	5.1840	7.5247	80.8706		
	S	131.820	76.386	102.871	135.589	149.439	96.518	102.711	99.562	138.114	94.614	89.699	98.131	108.573		
15	T	5.8068													38.9549	
	S	121.057													36.467	

Event: Indy Pro 2000 GP of Indianapolis

Round 3 / 4

Track: Indianapolis Motor Speedway RC

2.439 mile(s)



Report: Section Data Report

Indy Pro 2000 Championship

Session: Qualifications - Race 1

May 10, 2019

Section Data for Car 8 - Thompson, Parker

Lap	T/SF to PI
1	T
	S
2	T
	S
3	T
	S
4	T
	S
5	T
	S
6	T
	S
7	T
	S
8	T
	S
9	T
	S
10	T
	S
11	T
	S
12	T
	S
13	T
	S
14	T 81.3550
	S 98.374
15	T
	S

Event: Indy Pro 2000 GP of Indianapolis

Round 3 / 4

Track: Indianapolis Motor Speedway RC

2.439 mile(s)



Report: Section Data Report

Indy Pro 2000 Championship

Session: Qualifications - Race 1

May 10, 2019

Section Data for Car 9 - Loomis, Jacob (R)

Lap	T/S I6 to I7	I7 to I8	I8 to I9	I9 to SF	SF to I1	I1 to I2	I2 to I3A	I3A to I3	I3 to I4	I4 to I5A	I5A to I5	I5 to I6	Lap	PO to SF	SF to PI	
1	T	5.7317	7.8387	8.7987	4.4332	6.2372	10.4405	4.0088	8.5197	8.9657	6.8812	5.1921	7.5277	84.5752	90.2920	
	S	122.643	70.020	97.328	133.497	146.700	87.182	97.456	98.115	137.037	86.699	89.559	98.092	103.818	89.275	
2	T	5.4435	7.3370	8.4487	4.4028	6.2041	10.0702	3.7771	8.1325	8.7653	6.5174	5.0638	7.5228	81.6852		
	S	129.137	74.808	101.360	134.419	147.483	90.388	103.434	102.786	140.170	91.538	91.828	98.156	107.491		
3	T	5.4260	7.2445	8.2405	4.3763	6.1412	9.6713	3.7663	8.2538	8.7791	6.3784	4.9501	7.4485	80.6760		
	S	129.553	75.763	103.921	135.233	148.994	94.116	103.731	101.276	139.950	93.533	93.937	99.135	108.835		
4	T	5.3620	7.1796	8.2813	4.3823	6.1622	9.7168	3.7550	8.0941	8.7937	6.2421	4.9428	7.4690	80.3809		
	S	131.099	76.448	103.409	135.047	148.486	93.676	104.043	103.274	139.718	95.575	94.076	98.863	109.235		
5	T	5.3804	7.0404	8.2571	4.3705	6.1545	9.6373	3.7698	8.1786	8.8405	6.3051	5.2127	7.5285	80.6754		79.9139
	S	130.651	77.959	103.712	135.412	148.672	94.448	103.635	102.207	138.978	94.620	89.205	98.082	108.836		100.148
6	T	5.4169														
	S	129.771														

Event: Indy Pro 2000 GP of Indianapolis

Round 3 / 4

Track: Indianapolis Motor Speedway RC

2.439 mile(s)



Report: Section Data Report

Indy Pro 2000 Championship

Session: Qualifications - Race 1

May 10, 2019

Section Data for Car 90 - Lastochkin, Nikita

Lap	T/S	I6 to I7	I7 to I8	I8 to I9	I9 to SF	SF to I1	I1 to I2	I2 to I3A	I3A to I3	I3 to I4	I4 to I5A	I5A to I5	I5 to I6	Lap	PI to PO	PO to SF
1	T	5.6492	7.9223	8.8311	4.4497	6.2235	10.3072	3.9008	8.3162	8.9019	6.6347	5.1626	7.6326	83.9318		87.8121
	S	124.434	69.281	96.971	133.002	147.023	88.310	100.154	100.516	138.020	89.920	90.071	96.744	104.614		91.796
2	T	5.4495	7.4462	8.3894	4.3646	6.1539	9.7277	3.7992	8.2807	8.8723	6.4364	4.9467	7.4307	81.2973		
	S	128.994	73.711	102.077	135.595	148.686	93.571	102.833	100.947	138.480	92.690	94.002	99.373	108.004		
3	T	5.3902	7.3797	8.3250	4.3570	6.1333	9.6026	3.7567	8.1923	8.8181	6.4734	5.0656	7.3977	80.8916		
	S	130.413	74.375	102.867	135.832	149.186	94.790	103.996	102.036	139.331	92.160	91.796	99.816	108.545		
4	T	5.3839	7.2861	8.2220	4.3436	6.0928	9.5191	3.7411	8.0549	8.7665	6.3243	5.0495	7.4223	80.2061		
	S	130.566	75.330	104.155	136.251	150.177	95.621	104.430	103.776	140.151	94.333	92.088	99.485	109.473		
5	T	5.3717	7.2111	8.1944	4.3615	6.1339	9.4824	3.7221	8.1097	8.7995	6.3848	4.9500	7.4017	80.1228		
	S	130.863	76.114	104.506	135.691	149.171	95.991	104.963	103.075	139.626	93.439	93.939	99.762	109.587		
6	T	5.3794	7.1863	8.2793	4.3593	6.1210	9.4473	3.7289	8.1438	8.8051	6.3273	4.9671	7.4259	80.1707		
	S	130.675	76.376	103.434	135.760	149.485	96.348	104.771	102.644	139.537	94.288	93.616	99.437	109.521		
7	T	5.3801	7.1638	8.3400	4.3621	6.1209	9.4948	3.7226	8.1640	8.8141	6.4176	4.9480	7.4746	80.4026		
	S	130.658	76.616	102.681	135.673	149.488	95.866	104.949	102.390	139.394	92.962	93.977	98.789	109.205		
8	T	5.4085	7.2309	8.2502	4.3725	6.1823	9.4549	3.7668	8.1629	8.8406	6.3441	4.9065	7.3775	80.2977		
	S	129.972	75.905	103.799	135.350	148.003	96.270	103.717	102.403	138.977	94.039	94.772	100.089	109.348		
9	T	5.4278	7.2087	8.1776	4.3594	6.1490	9.5217	3.7681	8.1231	8.7977	6.2588	4.9487	7.7190	80.4596		
	S	129.510	76.139	104.721	135.757	148.805	95.595	103.681	102.905	139.654	95.320	93.964	95.661	109.128		
10	T	5.4536						3.7844	8.2254	8.8178	6.4297	5.0749	7.3658	267.5469	190.6127	78.8291
	S	128.897						103.235	101.625	139.336	92.787	91.627	100.248	32.818	7.453	102.257
11	T	5.4024	7.1113	8.2684	4.3562	6.1384	9.5000	3.7527	8.0698	8.8158	6.3385	4.9914	7.4297	80.1746		
	S	130.119	77.182	103.571	135.857	149.062	95.813	104.107	103.585	139.368	94.122	93.160	99.386	109.516		
12	T	5.3670	7.2294	8.3176	4.3626	6.1446	9.4483	3.7436	8.0705	8.8193	6.3791	5.0091	7.4306	80.3217		
	S	130.977	75.921	102.958	135.657	148.911	96.338	104.360	103.576	139.312	93.523	92.831	99.374	109.315		
13	T	5.4066													39.8205	
	S	130.018													35.674	

Event: Indy Pro 2000 GP of Indianapolis

Round 3 / 4

Track: Indianapolis Motor Speedway RC

2.439 mile(s)



Report: Section Data Report

Indy Pro 2000 Championship

Session: Qualifications - Race 1

May 10, 2019

Section Data for Car 90 - Lastochkin, Nikita

Lap	T/SF to PI
1	T
	S
2	T
	S
3	T
	S
4	T
	S
5	T
	S
6	T
	S
7	T
	S
8	T
	S
9	T 78.5295
	S 101.913
10	T
	S
11	T
	S
12	T 82.5033
	S 97.004
13	T
	S

Event: Indy Pro 2000 GP of Indianapolis

Round 3 / 4

Track: Indianapolis Motor Speedway RC

2.439 mile(s)



Report: Section Data Report

Indy Pro 2000 Championship

Session: Qualifications - Race 1

May 10, 2019

Section Data for Car 98 - Denes, Phillippe (R)

Lap	T/S	I6 to I7	I7 to I8	I8 to I9	I9 to SF	SF to I1	I1 to I2	I2 to I3A	I3A to I3	I3 to I4	I4 to I5A	I5A to I5	I5 to I6	Lap	PI to PO	PO to SF
1	T	5.6676	15.1616	9.2665	4.4560	6.1493	10.5198	4.0670	8.9018	8.9414	6.8378	5.5149	7.8690	93.3527		98.5256
	S	124.030	36.201	92.415	132.814	148.797	86.525	96.061	93.903	137.410	87.249	84.317	93.838	94.056		81.814
2	T	5.5551	7.5921	8.3428	4.3166	6.0532	9.8069	3.8558	8.2772	8.8264	6.3293	5.2472	7.5504	81.7530		
	S	126.542	72.294	102.647	137.103	151.160	92.815	101.323	100.989	139.200	94.259	88.619	97.797	107.402		
3	T	5.4344	7.3168	8.2049	4.3035	6.0228	9.5632	3.8473	8.1552	8.7478	6.2804	5.1514	7.4418	80.4695		
	S	129.353	75.014	104.372	137.520	151.923	95.180	101.547	102.500	140.451	94.993	90.267	99.225	109.115		
4	T	5.3685						4.6779	10.3402	9.4365	7.7329	6.0977	8.3705	284.6821	199.2112	90.6154
	S	130.941						83.516	80.841	130.200	77.150	76.258	88.216	30.843	7.131	88.956
5	T	5.8228	8.1647	8.4640	4.3724	6.2234	10.6379	4.0889	8.5257	9.0783	6.6407	5.3985	7.5772	84.9945		
	S	120.724	67.224	101.177	135.353	147.026	85.565	95.547	98.046	135.338	89.839	86.135	97.451	103.306		
6	T	5.4390	7.3590	8.2978	4.3228	6.0677	9.7559	3.8106	8.1129	8.7432	6.7380	5.2117	7.4137	81.2723		
	S	129.243	74.584	103.204	136.906	150.798	93.300	102.525	103.035	140.525	88.541	89.222	99.601	108.037		
7	T	5.3260	7.2191	8.2730	4.3272	6.0525	9.5773	3.7587	8.1615	8.7223	6.1831	5.1241	7.3465	80.0713		
	S	131.985	76.029	103.513	136.767	151.177	95.040	103.941	102.421	140.862	96.487	90.748	100.512	109.657		
8	T	5.3101	7.1351	8.2636	4.3127	6.0335	9.3582	3.7628	8.0976	8.7421	6.1035	5.1968	7.3141	79.6301		
	S	132.381	76.924	103.631	137.227	151.653	97.265	103.827	103.229	140.542	97.746	89.478	100.957	110.265		
9	T	5.2973	7.2201	8.1814	4.3228	6.0403	9.4155	3.7315	8.1241	8.7498	6.2116	5.0857	7.3131	79.6932		
	S	132.701	76.019	104.672	136.906	151.483	96.673	104.698	102.893	140.419	96.045	91.433	100.971	110.178		
10	T	5.3087	7.1267	8.2411	4.3151	6.0278	9.4186	3.7561	8.0969	8.7255	6.1314	5.2003	8.1686	80.5168		
	S	132.416	77.015	103.914	137.151	151.797	96.641	104.013	103.238	140.810	97.301	89.418	90.396	109.051		
11	T	5.7837	7.3012	8.1786	4.3074	6.0340	9.4127	3.7172	8.0465	8.7524	6.1318	5.0491	7.3173	80.0319		
	S	121.541	75.174	104.708	137.396	151.641	96.702	105.101	103.885	140.377	97.295	92.096	100.913	109.711		
12	T	5.3003	7.1752	8.3587	4.3305	6.0478	9.3578	3.7447	8.1585	8.7609	6.1562	5.1063	7.3184	79.8153		
	S	132.625	76.495	102.452	136.663	151.295	97.269	104.329	102.459	140.241	96.909	91.064	100.898	110.009		
13	T	5.8194														
	S	120.795														

Event: Indy Pro 2000 GP of Indianapolis

Round 3 / 4

Track: Indianapolis Motor Speedway RC

2.439 mile(s)



Report: Section Data Report

Indy Pro 2000 Championship

Session: Qualifications - Race 1

May 10, 2019

Section Data for Car 98 - Denes, Phillippe (R)

Lap	T/SF to PI	
1	T	
	S	
2	T	
	S	
3	T	76.8893
	S	104.087
4	T	
	S	
5	T	
	S	
6	T	
	S	
7	T	
	S	
8	T	
	S	
9	T	
	S	
10	T	
	S	
11	T	
	S	
12	T	84.6991
	S	94.490
13	T	
	S	

Event: Indy Pro 2000 GP of Indianapolis

Round 3 / 4

Track: Indianapolis Motor Speedway RC

2.439 mile(s)



Report: Section Data Report

Indy Pro 2000 Championship






Session: Qualifications - Race 1

May 10, 2019

Section Data for Car

Report Support Information

Section Legend	
Name	Length
I6 to I7	0.195265 miles
I7 to I8	0.152462 miles
I8 to I9	0.237879 miles
I9 to SF	0.164394 miles
SF to I1	0.254167 miles
I1 to I2	0.252841 miles
I2 to I3A	0.108523 miles
I3A to I3	0.232197 miles
I3 to I4	0.341288 miles
I4 to I5A	0.165720 miles
I5A to I5	0.129167 miles
I5 to I6	0.205114 miles
I2 to I3	0.340720 miles
I4 to I5	0.294886 miles
Lap	2.439000 miles
PI to PO	0.394602 miles
PO to SF	2.239110 miles
SF to PI	2.223106 miles
PO to I2	0.307102 miles
I7 to PI	0.338826 miles
PO to PI	2.023201 miles

Color Legend	
	Fastest Lap
	Section Under Caution
	Section Under Green
	Section Time Data
	Section Speed Data

