

Event: Indy Pro 2000 Oval Challenge of St Louis**Track:** World Wide Technology Raceway**Report:** Section Data Report**Session:** Warmup**Round 7****1.25 mile(s)****Indy Pro 2000 Championship****August 29, 2020****Section Data for Car 1 - Eves, Braden (R)**

Lap	T/SF to T1	T1 to SS1	SS1 to T2	T2 to BS	BS to T3	T3 to SS2	SS2 to T4	T4 to SF	Lap	PI to PO	PO to SF	SF to PI
1	T	3.8548	3.6221	4.3636	4.1928	3.8799	5.1016	4.4988	3.9894	33.5030		37.4820
	S	150.521	119.720	119.376	135.785	146.911	129.505	130.641	144.759	134.316		106.760
2	T	3.7893	3.5346	4.5136	4.3341	3.9371	5.0429	4.4312	4.0307	33.6135		
	S	153.123	122.683	115.409	131.358	144.777	131.012	132.634	143.275	133.875		
3	T	3.8488	3.6097	4.5643	4.2406	3.9745	5.1133	4.4720	3.9980	33.8212		
	S	150.755	120.131	114.127	134.254	143.414	129.208	131.424	144.447	133.053		
4	T	3.8442	3.5436	4.3668	4.1687	3.9432	4.7920	4.2789	3.9174	32.8548		
	S	150.936	122.372	119.289	136.570	144.553	137.872	137.355	147.419	136.966		
5	T	3.7815	3.3958	4.1953	4.1319	3.9002	4.9208	4.5446	4.0318	32.9019		
	S	153.438	127.698	124.165	137.786	146.146	134.263	129.324	143.236	136.770		
6	T	3.8571	3.4066	4.2061	4.1517	3.9244	4.7833	4.3316	3.9393	32.6001		
	S	150.431	127.293	123.846	137.129	145.245	138.123	135.684	146.600	138.036		
7	T	3.8083	3.3365	4.2082	4.1459	3.9361	4.7897	4.2897	3.9201	32.4345		
	S	152.359	129.967	123.784	137.321	144.813	137.938	137.009	147.318	138.741		
8	T	3.7844	3.3885	4.3689	4.1377	3.8751	4.8718	4.3540	3.9901	32.7705		
	S	153.321	127.973	119.231	137.593	147.093	135.613	134.986	144.733	137.319		
9	T	3.8416	3.4024	4.2119	4.1705	3.9320	4.8658	4.4095	3.9158	32.7495		
	S	151.038	127.450	123.676	136.511	144.964	135.781	133.287	147.479	137.407		
10	T	3.7167	3.4063	4.3049	4.1123	3.8544	4.7370	4.2882	3.9152	32.3350		
	S	156.114	127.304	121.004	138.443	147.883	139.473	137.057	147.502	139.168		
11	T	3.7814	3.3164	4.1216	4.1696	4.3668	5.0182	4.3777	4.2419	33.3936		
	S	153.442	130.755	126.385	136.540	130.530	131.657	134.255	136.142	134.756		
12	T	4.1858	3.5853	4.4593	4.2033	3.8531	4.8685	4.3086	3.8750	33.3389		
	S	138.618	120.948	116.814	135.446	147.933	135.705	136.408	149.032	134.977		
13	T	3.7214	3.4587	4.2221	4.0515	3.8453	4.8796	4.3513	3.9497	32.4796		
	S	155.916	125.376	123.377	140.520	148.233	135.397	135.069	146.214	138.549		
14	T	3.7893	3.3034	4.0733	4.0629	3.8610	4.6699	4.2772	3.8877	31.9247		
	S	153.123	131.270	127.884	140.126	147.630	141.477	137.409	148.545	140.957		
15	T	3.7632	3.2623	4.0979	4.0662	3.8640	4.6764	4.2299	3.8900	31.8499		
	S	154.185	132.924	127.116	140.012	147.516	141.280	138.946	148.458	141.288		
16	T	3.7599	3.2830	4.1726	4.1115	3.8863	5.2461	5.0808	4.9378	34.4780		
	S	154.320	132.085	124.840	138.470	146.669	125.938	115.676	116.955	130.518		
17	T	4.2610	3.4438	4.1973	4.0822	3.8253	4.9026	4.3622	3.9366	33.0110		
	S	136.172	125.918	124.106	139.464	149.008	134.762	134.732	146.700	136.318		
18	T	3.8102	3.3589	4.1703	4.0805	4.6644				56.8553	95.0857	39.6465
	S	152.283	129.101	124.909	139.522	122.202				79.148	11.265	98.937
19	T				4.6946	4.7338	6.5139	5.9321	5.2660	116.8590		38.9821
	S				121.271	120.411	101.426	99.076	109.666	38.508		102.652

Event: Indy Pro 2000 Oval Challenge of St Louis

Round 7

Track: World Wide Technology Raceway

1.25 mile(s)



Report: Section Data Report

Indy Pro 2000 Championship

Session: Warmup

August 29, 2020

Section Data for Car 1 - Eves, Braden (R)

Lap	T/SF to T1	T1 to SS1	SS1 to T2	T2 to BS	BS to T3	T3 to SS2	SS2 to T4	T4 to SF	Lap	PI to PO	PO to SF	SF to PI
20	T	4.9724	4.5078	6.0423	9.4977	6.6837	6.9932	6.3421	6.4893	51.5285		
	S	116.690	96.197	86.210	59.943	85.282	94.475	92.671	88.993	87.330		
21	T	4.9413	3.6248	4.9843	5.4280	4.4863	4.9807	4.3209	3.9490	36.7153		
	S	117.424	119.630	104.510	104.885	127.053	132.648	136.020	146.240	122.565		
22	T	3.8047	3.3529	4.1610	4.0911	3.8730	4.6513	4.2155	3.8691	32.0186		
	S	152.503	129.332	125.188	139.160	147.173	142.042	139.421	149.260	140.543		
23	T	3.7513	3.2789	4.0901	4.0541	3.8459	4.6083	4.2006	3.8510	31.6802		
	S	154.674	132.251	127.359	140.430	148.210	143.368	139.915	149.961	142.045		
24	T	3.7197	3.2869	4.1472	4.0669	3.8372	4.6282	4.2126	3.8714	31.7701		
	S	155.988	131.929	125.605	139.988	148.546	142.751	139.517	149.171	141.643		
25	T	3.7194	3.2930	4.1334	4.0510	3.8153	4.6957	4.2447	3.8691	31.8216		
	S	156.000	131.684	126.024	140.538	149.398	140.699	138.461	149.260	141.413		
26	T	3.7178	3.3419	4.1455	4.0407	3.8142	4.6810	4.1999	3.8533	31.7943		
	S	156.067	129.757	125.657	140.896	149.442	141.141	139.938	149.872	141.535		
27	T	3.7100	3.3785	4.2738	4.1442	4.3481				51.1067		34.0775
	S	156.395	128.352	121.884	137.377	131.092				88.051		115.105

Event: Indy Pro 2000 Oval Challenge of St Louis

Round 7

Track: World Wide Technology Raceway

1.25 mile(s)



Report: Section Data Report

Indy Pro 2000 Championship

Session: Warmup

August 29, 2020

Section Data for Car 17 - DeFrancesco, Devlin (R)

Lap	T/SF to T1	T1 to SS1	SS1 to T2	T2 to BS	BS to T3	T3 to SS2	SS2 to T4	T4 to SF	Lap	PI to PO	PO to SF	SF to PI
1	T	4.0300	3.8016	4.4955	5.4898	6.7244	14.2227	14.8865	6.7244	60.3749	38.9337	
	S	143.977	114.067	115.873	103.705	84.766	46.453	39.481	85.881	74.534	102.780	
2	T	4.4951	3.9132	4.6458	4.2362	3.8714	5.1320	4.4565	3.8915	34.6417		
	S	129.080	110.814	112.125	134.394	147.234	128.738	131.881	148.400	129.901		
3	T	3.7241	3.5686	4.3969	4.1619	3.8315	4.9401	4.3882	3.9472	32.9585		
	S	155.803	121.514	118.472	136.793	148.767	133.739	133.934	146.306	136.535		
4	T	3.8047	3.6837	4.4580	4.1964	3.7675	4.9900	4.4421	3.9128	33.2552		
	S	152.503	117.718	116.848	135.668	151.294	132.401	132.308	147.593	135.317		
5	T	3.8241	3.6684	4.4038	4.1486	3.8179	5.2425	4.3708	3.8399	33.3160		
	S	151.729	118.209	118.286	137.231	149.297	126.024	134.467	150.395	135.070		
6	T	3.6452	3.3879	4.3307	4.1357	3.8416	4.8249	4.3209	3.8817	32.3686		
	S	159.176	127.996	120.283	137.659	148.376	136.932	136.020	148.775	139.024		
7	T	3.6944	3.4527	4.2903	4.1270	3.8078	4.7806	4.3162	3.8685	32.3375		
	S	157.056	125.593	121.416	137.950	149.693	138.201	136.168	149.283	139.157		
8	T	3.7062	3.4624	4.2719	4.0754	3.7396	5.0022	4.4359	3.9093	32.6029		
	S	156.556	125.242	121.939	139.696	152.423	132.078	132.493	147.725	138.025		
9	T	3.7200	3.4853	4.2747	4.0852	3.7843	4.8563	4.2937	3.8475	32.3470		
	S	155.975	124.419	121.859	139.361	150.622	136.046	136.881	150.097	139.116		
10	T	3.7026	3.6296	4.3160	4.0659	3.8256	5.1489	4.3094	3.8614	32.8594		
	S	156.708	119.472	120.693	140.023	148.996	128.315	136.383	149.557	136.947		
11	T	3.7299	3.5707	4.2971	4.0997	3.8268	4.9981	4.3690	3.8525	32.7438		
	S	155.561	121.443	121.223	138.868	148.950	132.187	134.522	149.903	137.431		
12	T	3.7102	3.4476	4.3133	4.1651	3.8536	4.8527	4.3493	3.9130	32.6048		
	S	156.387	125.779	120.768	136.688	147.914	136.147	135.131	147.585	138.016		
13	T	3.7358	3.4679	4.3412	4.1196	3.8176	4.7677	4.2497	3.8385	32.3380		
	S	155.315	125.043	119.992	138.197	149.308	138.575	138.299	150.449	139.155		
14	T	3.6490	3.3769	4.3140	4.1774	3.8736	4.7262	4.2782	3.9396	32.3349		
	S	159.010	128.413	120.749	136.285	147.150	139.791	137.377	146.588	139.169		
15	T	3.7524	3.4834	4.2782	4.0577	3.7576	4.9192	4.3772	3.9128	32.5385		
	S	154.628	124.487	121.759	140.306	151.693	134.307	134.270	147.593	138.298		
16	T	3.7557	3.3839	4.3897	4.1726	3.8637	4.6736	4.3533	3.9353	32.5278		
	S	154.492	128.147	118.666	136.442	147.527	141.365	135.007	146.749	138.343		
17	T	3.7507	3.3717	4.2317	4.1408	4.6533				55.8583	147.3719	39.0464
	S	154.698	128.611	123.097	137.490	122.494				80.561	7.268	100.457
18	T				6.6965	5.5608	5.9962	4.8165	4.2872	172.8798	42.3198	
	S				85.017	102.503	110.183	122.024	134.703	26.030	94.556	
19	T	4.0775	3.5247	4.2600	4.1615	3.8725	4.6684	4.2299	3.8941	32.6886		
	S	142.300	123.028	122.279	136.806	147.192	141.522	138.946	148.301	137.663		

Event: Indy Pro 2000 Oval Challenge of St Louis

Round 7

Track: World Wide Technology Raceway

1.25 mile(s)



Report: Section Data Report

Indy Pro 2000 Championship

Session: Warmup

August 29, 2020

Section Data for Car 17 - DeFrancesco, Devlin (R)

Lap	T/SF to T1	T1 to SS1	SS1 to T2	T2 to BS	BS to T3	T3 to SS2	SS2 to T4	T4 to SF	Lap	PI to PO	PO to SF	SF to PI
20	T	3.7400	3.3297	4.1995	4.1059	3.8361	4.6919	4.2782	3.8990	32.0803		
	S	155.141	130.233	124.041	138.659	148.588	140.813	137.377	148.115	140.273		
21	T	3.7265	3.3689	4.2156	4.1174	3.8411	4.6655	4.2672	3.8961	32.0983		
	S	155.703	128.717	123.567	138.271	148.395	141.610	137.731	148.225	140.194		
22	T	3.7268	3.3800	4.2050	4.1030	3.8317	4.6340	4.2425	3.8737	31.9967		
	S	155.690	128.295	123.878	138.757	148.759	142.573	138.533	149.082	140.640		
23	T	3.7000	3.3841	4.2288	4.1164	3.8373	4.6455	4.2481	3.8968	32.0570		
	S	156.818	128.139	123.181	138.305	148.542	142.220	138.351	148.199	140.375		
24	T	3.7239	3.3888	4.1661	4.1004	3.8641	4.6466	4.2303	3.9083	32.0285		
	S	155.812	127.962	125.035	138.845	147.512	142.186	138.933	147.762	140.500		
25	T	3.7651	3.3742	4.1407	4.0973	3.8687	4.6204	4.2023	3.8921	31.9608		
	S	154.107	128.515	125.802	138.950	147.336	142.992	139.858	148.377	140.797		
26	T	3.7571	3.3551	4.1178	4.0857	3.8655	4.6318	4.2030	3.8986	31.9146		
	S	154.435	129.247	126.502	139.344	147.458	142.640	139.835	148.130	141.001		
27	T	3.7539	3.3370	4.1292	4.0862	3.8684	4.5900	4.1657	3.8705	31.8009		
	S	154.567	129.948	126.153	139.327	147.348	143.939	141.087	149.206	141.505		
28	T	3.7346	3.3234	4.1163	4.0907	3.8584	4.5987	4.1768	3.8836	31.7825		
	S	155.365	130.480	126.548	139.174	147.730	143.667	140.712	148.702	141.587		
29	T	3.7459	3.3640	4.1367	4.1080	3.8677	4.5614	4.1923	3.8824	31.8584		
	S	154.897	128.905	125.924	138.588	147.374	144.842	140.192	148.748	141.250		
30	T	3.7391	3.3405	4.1769	4.1345	3.8877	4.6587	4.2225	3.9012	32.0611		
	S	155.178	129.812	124.712	137.699	146.616	141.817	139.189	148.031	140.357		
31	T	3.8366	3.9135	5.2777	6.2959	7.5022						53.4034
	S	151.235	110.805	98.700	90.427	75.978						73.450

Event: Indy Pro 2000 Oval Challenge of St Louis

Round 7

Track: World Wide Technology Raceway

1.25 mile(s)



Report: Section Data Report

Indy Pro 2000 Championship

Session: Warmup

August 29, 2020

Section Data for Car 18 - McElrea, Hunter (R)

Lap	T/SF to T1	T1 to SS1	SS1 to T2	T2 to BS	BS to T3	T3 to SS2	SS2 to T4	T4 to SF	Lap	PI to PO	PO to SF	SF to PI
1	T	3.9844	3.6460	4.4536	4.2188	3.8924	5.1781	4.4381	3.9444	33.7558		38.6903
	S	145.625	118.935	116.964	134.948	146.439	127.592	132.428	146.410	133.310		103.426
2	T	3.8047	3.5304	4.7252	4.3271	3.9649	5.0812	4.6171	3.9742	34.0248		
	S	152.503	122.829	110.241	131.570	143.762	130.025	127.294	145.312	132.256		
3	T	3.7997	3.6246	4.4735	4.2943	3.9528	5.0879	4.4478	4.0312	33.7118		
	S	152.703	119.637	116.443	132.575	144.202	129.854	132.139	143.258	133.484		
4	T	3.9095	3.5758	4.4580	4.1996	3.9019	4.9280	4.3610	3.9225	33.2563		
	S	148.415	121.270	116.848	135.565	146.083	134.067	134.769	147.228	135.313		
5	T	3.8158	3.4334	4.3025	4.1410	3.8629	4.9537	4.3326	3.9321	32.7740		
	S	152.059	126.299	121.071	137.483	147.558	133.371	135.652	146.868	137.304		
6	T	3.8591	3.4959	4.4145	4.1839	3.8802	4.9424	4.4146	3.9593	33.1499		
	S	150.353	124.041	118.000	136.074	146.900	133.676	133.133	145.859	135.747		
7	T	3.7755	3.5287	4.9010	4.6030	6.2646				55.3119	89.9350	38.6298
	S	153.682	122.888	106.286	123.684	90.987				81.357	11.910	101.541
8	T				5.3397	4.5194	5.1987	4.3611	3.9315	107.9165		34.6636
	S				106.620	126.123	127.086	134.766	146.890	41.699		115.441
9	T	3.8372	3.4737	4.3779	4.1706	3.8761	4.8240	4.2929	3.9228	32.7752		
	S	151.211	124.834	118.986	136.508	147.055	136.957	136.907	147.216	137.299		
10	T	3.7902	3.3622	4.2987	4.1391	3.8638	4.9283	4.6277	3.9870	32.9970		
	S	153.086	128.974	121.178	137.546	147.523	134.059	127.002	144.846	136.376		
11	T	3.8183	3.3941	4.3129	4.1402	3.8536	4.7515	4.3253	3.9148	32.5107		
	S	151.960	127.762	120.779	137.510	147.914	139.047	135.881	147.517	138.416		
12	T	3.7669	3.3681	4.8067	4.3250	4.6310				52.4183	79.9969	35.7311
	S	154.033	128.748	108.371	131.634	123.084				85.848	13.390	109.778
13	T				4.8184	4.1631	5.1250	4.3373	3.9462	97.3497		34.0400
	S				118.155	136.917	128.914	135.505	146.343	46.225		117.556
14	T	3.8459	3.4277	4.1902	4.1257	3.8927	4.7587	4.3048	3.9187	32.4644		
	S	150.869	126.509	124.316	137.993	146.428	138.837	136.528	147.370	138.613		
15	T	3.8293	3.4231	4.1854	4.1086	3.8738	4.7271	4.2539	3.9077	32.3089		
	S	151.523	126.679	124.459	138.567	147.142	139.765	138.162	147.785	139.281		
16	T	3.8016	3.4043	4.4758	4.9063	5.2847	8.1777	8.9995	5.2427	44.2926		
	S	152.627	127.379	116.383	116.038	107.859	80.791	65.307	110.153	101.597		
17	T	4.2945	3.6531	4.3144	5.1063	5.9021	5.4075	4.3172	3.9056	36.9007		
	S	135.109	118.704	120.737	111.493	96.576	122.179	136.136	147.865	121.949		
18	T	3.8110	3.4416	4.4703	4.2814	3.9334	4.9986	4.4107	3.9391	33.2861		
	S	152.251	125.998	116.527	132.975	144.913	132.173	133.250	146.607	135.192		
19	T	3.8256	3.4565	4.3152	4.0981	3.8206	4.9254	4.4439	3.9697	32.8550		
	S	151.670	125.455	120.715	138.922	149.191	134.138	132.255	145.477	136.965		

Event: Indy Pro 2000 Oval Challenge of St Louis

Round 7

Track: World Wide Technology Raceway

1.25 mile(s)



Report: Section Data Report

Indy Pro 2000 Championship

Session: Warmup

August 29, 2020

Section Data for Car 18 - McElrea, Hunter (R)

Lap	T/SF to T1	T1 to SS1	SS1 to T2	T2 to BS	BS to T3	T3 to SS2	SS2 to T4	T4 to SF	Lap	PI to PO	PO to SF	SF to PI
20	T	3.8064	3.4024	4.3447	4.1552	3.8805	5.0053	4.3895	3.9130	32.8970		
	S	152.435	127.450	119.895	137.013	146.888	131.996	133.894	147.585	136.791		
21	T	3.7737	3.4327	4.4611	4.1338	4.1349				51.7973	69.1899	35.1023
	S	153.756	126.325	116.767	137.723	137.851				86.877	15.481	111.745
22	T				4.7825	4.2562	5.0356	4.3288	3.9221	85.8940		33.3991
	S				119.042	133.922	131.202	135.771	147.243	52.390		119.811
23	T	3.8143	3.4477	4.2481	4.0746	3.8181	4.8869	4.3498	3.8839	32.5234		
	S	152.119	125.776	122.622	139.724	149.289	135.194	135.116	148.691	138.362		
24	T	3.7778	3.4044	4.3273	4.0907	3.8051	4.9240	4.4138	3.9424	32.6855		
	S	153.589	127.375	120.377	139.174	149.799	134.176	133.157	146.484	137.676		
25	T	3.7971	3.3857	4.2758	4.1100	3.8033	4.7967	4.2930	3.9048	32.3664		
	S	152.808	128.079	121.827	138.520	149.870	137.737	136.904	147.895	139.033		
26	T	3.7499	3.3320	4.4795	4.1886	3.8526	4.7758	4.2777	3.8849	32.5410		
	S	154.731	130.143	116.287	135.921	147.952	138.340	137.393	148.652	138.287		
27	T	3.7637	3.3790	4.3412	4.1336	4.6602				52.8584		36.2277
	S	154.164	128.333	119.992	137.729	122.312				85.133		108.274

Event: Indy Pro 2000 Oval Challenge of St Louis

Round 7

Track: World Wide Technology Raceway

1.25 mile(s)



Report: Section Data Report

Indy Pro 2000 Championship

Session: Warmup

August 29, 2020

Section Data for Car 19 - Kaminsky, Colin (R)

Lap	T/SF to T1	T1 to SS1	SS1 to T2	T2 to BS	BS to T3	T3 to SS2	SS2 to T4	T4 to SF	Lap	PI to PO	PO to SF	SF to PI
1	T	4.0458	3.6950	4.4286	4.2606	3.9454	5.0045	4.3948	3.9606	33.7353		38.5671
	S	143.415	117.358	117.624	133.624	144.472	132.018	133.732	145.811	133.391		103.757
2	T	3.8472	3.4883	4.6213	4.2738	3.9392	5.0214	4.4861	4.0053	33.6826		
	S	150.818	124.312	112.719	133.211	144.699	131.573	131.011	144.184	133.600		
3	T	3.8795	3.5680	4.5743	4.2637	3.9307	5.1616	4.7395	4.0465	34.1638		
	S	149.562	121.535	113.877	133.527	145.012	127.999	124.006	142.716	131.718		
4	T	3.8899	3.6597	5.0677	4.3868	4.0021	5.2582	4.5173	4.0634	34.8451		
	S	149.163	118.490	102.790	129.780	142.425	125.648	130.106	142.122	129.143		
5	T	3.9166	3.5110	4.4242	4.2327	5.3729				54.0506	88.2956	36.4618
	S	148.146	123.508	117.741	134.505	106.088				83.255	12.131	107.578
6	T				4.7635	4.1608	4.9601	4.4090	3.9948	104.4935		33.7867
	S				119.517	136.993	133.199	133.302	144.563	43.065		118.437
7	T	3.8731	3.4393	4.2794	4.9365	5.1643	5.3022	4.3755	3.9326	35.3029		
	S	149.810	126.083	121.725	115.328	110.373	124.605	134.322	146.849	127.468		
8	T	3.8919	3.5543	4.2892	4.1292	3.8937	4.9900	4.3684	3.9040	33.0207		
	S	149.086	122.003	121.447	137.876	146.390	132.401	134.541	147.925	136.278		
9	T	3.8249	3.5737	4.3388	4.1306	3.9012	4.9810	4.4642	3.9301	33.1445		
	S	151.697	121.341	120.058	137.829	146.109	132.640	131.653	146.943	135.769		
10	T	3.8385	3.5659	4.3196	4.0994	3.8721	5.1032	4.4789	3.9680	33.2456		
	S	151.160	121.606	120.592	138.878	147.207	129.464	131.221	145.539	135.356		
11	T	3.8043	3.4266	4.3486	4.1590	3.8391	4.8224	4.4298	3.9447	32.7745		
	S	152.519	126.550	119.788	136.888	148.472	137.003	132.676	146.399	137.302		
12	T	3.8345	3.4374	4.3082	4.1581	3.8693	4.7767	4.3424	3.9215	32.6481		
	S	151.318	126.152	120.911	136.918	147.313	138.313	135.346	147.265	137.833		
13	T	3.8185	3.3982	4.2739	4.3303	4.7476				51.9198	96.5429	34.8415
	S	151.952	127.608	121.881	131.473	120.061				86.672	11.095	112.581
14	T				5.0903	4.5370	5.1071	4.3758	3.9295	114.1345		34.6699
	S				111.844	125.634	129.365	134.313	146.965	39.427		115.420
15	T	3.8625	3.5097	4.2530	4.1098	3.8382	4.9696	4.3802	3.9518	32.8748		
	S	150.221	123.554	122.480	138.527	148.507	132.945	134.178	146.136	136.883		
16	T	3.8179	3.4174	4.2456	4.1108	3.8420	4.7906	4.3647	3.9260	32.5150		
	S	151.976	126.891	122.694	138.493	148.360	137.912	134.655	147.096	138.398		
17	T	3.8016	3.4170	4.2862	4.1253	3.8510	4.8154	4.3381	3.8987	32.5333		
	S	152.627	126.906	121.532	138.006	148.014	137.202	135.480	148.126	138.320		
18	T	3.8043	3.4238	4.2421	4.0958	3.8563	5.0016	4.4014	3.8822	32.7075		
	S	152.519	126.654	122.795	139.000	147.810	132.094	133.532	148.756	137.583		
19	T	3.9187	4.0794	4.4470	4.1797	3.8204	5.4222	4.6358	4.1032	34.6064		
	S	148.066	106.299	117.137	136.210	149.199	121.848	126.780	140.744	130.034		

Event: Indy Pro 2000 Oval Challenge of St Louis

Round 7

Track: World Wide Technology Raceway

1.25 mile(s)



Report: Section Data Report

Indy Pro 2000 Championship

Session: Warmup

August 29, 2020

Section Data for Car 19 - Kaminsky, Colin (R)

Lap	T/SF to T1	T1 to SS1	SS1 to T2	T2 to BS	BS to T3	T3 to SS2	SS2 to T4	T4 to SF	Lap	PI to PO	PO to SF	SF to PI
20	T	3.9427	3.6147	4.3879	4.1712	3.8893	5.1035	4.4360	3.9882	33.5335		
	S	147.165	119.965	118.715	136.488	146.556	129.457	132.490	144.802	134.194		
21	T	3.8414	3.4149	4.2458	4.1232	3.8587	4.7460	4.3053	3.9262	32.4615		
	S	151.046	126.984	122.688	138.077	147.718	139.208	136.513	147.089	138.626		
22	T	3.7802	3.3408	4.2465	4.1256	3.8543	4.7125	4.3193	3.9192	32.2984		
	S	153.491	129.800	122.668	137.996	147.887	140.198	136.070	147.352	139.326		
23	T	3.7830	3.3902	4.5168	4.3270	4.7261				52.6739	66.9015	35.8740
	S	153.378	127.909	115.327	131.573	120.607				85.431	16.011	109.341
24	T				4.6805	4.1048	4.9024	4.3482	3.9488	83.4197		33.3181
	S				121.636	138.862	134.767	135.166	146.247	53.944		120.103
25	T	3.8299	3.3885	4.2916	4.1562	3.8821	4.7641	4.3394	3.9311	32.5829		
	S	151.499	127.973	121.379	136.980	146.828	138.679	135.440	146.905	138.109		
26	T	3.7891	3.3738	4.3123	4.1474	3.8749	4.7508	4.3289	3.9502	32.5274		
	S	153.131	128.531	120.796	137.271	147.101	139.067	135.768	146.195	138.345		
27	T	3.8114	3.3890	4.2184	4.1319	3.8824	4.8523	4.3441	3.9529	32.5824		
	S	152.235	127.954	123.485	137.786	146.816	136.158	135.293	146.095	138.111		
28	T	4.1742	3.8651	4.8171	5.3563	6.5325						44.2517
	S	139.003	112.193	108.137	106.289	87.256						88.641

Event: Indy Pro 2000 Oval Challenge of St Louis

Round 7

Track: World Wide Technology Raceway

1.25 mile(s)



Report: Section Data Report

Indy Pro 2000 Championship

Session: Warmup

August 29, 2020

Section Data for Car 2 - Robb, Sting Ray

Lap	T/SF to T1	T1 to SS1	SS1 to T2	T2 to BS	BS to T3	T3 to SS2	SS2 to T4	T4 to SF	Lap	PI to PO	PO to SF	SF to PI
1	T	3.8478	3.4139	4.3454	4.2211	3.9527	4.7634	4.3705	3.9808	32.8956		34.0899
	S	150.795	127.021	119.876	134.874	144.205	138.700	134.476	145.071	136.796		117.383
2	T	3.8121	3.3766	4.1623	4.1186	3.9061	4.7905	4.7719	4.1457	33.0838		
	S	152.207	128.424	125.149	138.231	145.926	137.915	123.164	139.301	136.018		
3	T	3.9810	3.9846	4.4664	4.2386	3.9506	4.7330	4.2596	3.9199	33.5337		
	S	145.749	108.828	116.628	134.318	144.282	139.590	137.977	147.325	134.193		
4	T	3.7781	3.3193	4.1151	4.0847	3.8821	4.6394	4.2893	3.9282	32.0362		
	S	153.576	130.641	126.585	139.378	146.828	142.407	137.022	147.014	140.466		
5	T	3.7751	3.3245	4.2368	4.3974	4.2330	5.5170	5.7373	7.7789	39.0000		
	S	153.699	130.437	122.949	129.467	134.656	119.754	102.440	74.239	115.385		
6	T	6.7659	4.8515	6.0003	4.9365	4.6125	4.9705	4.3117	3.9056	40.3545		
	S	85.758	89.382	86.814	115.328	123.577	132.921	136.310	147.865	111.512		
7	T	3.7653	3.4120	4.2018	4.1038	3.8492	4.8288	4.2417	3.8474	32.2500		
	S	154.099	127.092	123.973	138.730	148.083	136.821	138.559	150.101	139.535		
8	T	3.7004	3.3374	4.3023	4.1975	3.9243	4.9045	4.3773	3.9578	32.7015		
	S	156.801	129.932	121.077	135.633	145.249	134.709	134.267	145.914	137.608		
9	T	3.8149	3.3934	4.2562	4.1349	3.9233	4.7663	4.3001	3.9099	32.4990		
	S	152.095	127.788	122.388	137.686	145.286	138.615	136.678	147.702	138.466		
10	T	3.7542	3.2301	4.2756	4.1591	3.9249	4.7080	4.4055	4.4200	32.8774		
	S	154.554	134.249	121.833	136.885	145.227	140.332	133.408	130.656	136.872		
11	T	4.3073	3.4490	4.3018	4.3311	4.1999	5.1528	4.3321	4.2139	34.2879		
	S	134.708	125.728	121.091	131.449	135.718	128.218	135.668	137.046	131.242		
12	T	4.1338	3.5451	4.3514	4.0870	3.7712	4.8767	4.3779	3.8927	33.0358		
	S	140.362	122.320	119.711	139.300	151.146	135.477	134.249	148.355	136.216		
13	T	3.7127	3.4638	4.2887	4.0337	3.8111	4.8626	4.2850	3.8412	32.2988		
	S	156.282	125.191	121.461	141.140	149.563	135.870	137.159	150.344	139.324		
14	T	3.7024	3.4112	4.2869	4.2017	3.9129	4.8018	4.4039	3.9176	32.6384		
	S	156.717	127.121	121.512	135.497	145.672	137.590	133.456	147.412	137.874		
15	T	3.7190	3.3505	4.2232	4.1501	3.8305	4.7450	4.2268	3.8336	32.0787		
	S	156.017	129.424	123.345	137.182	148.806	139.237	139.048	150.642	140.280		
16	T	3.6665	3.3288	4.2421	4.1195	3.8739	4.7890	4.2533	3.9322	32.2053		
	S	158.251	130.268	122.795	138.201	147.139	137.958	138.181	146.864	139.729		
17	T	3.7902	3.2982	4.1677	4.0983	3.8911	4.6041	4.2249	3.8956	31.9701		
	S	153.086	131.477	124.987	138.916	146.488	143.499	139.110	148.244	140.757		
18	T	3.7689	3.3168	4.1193	4.0818	4.4350				51.9453	108.7197	35.3235
	S	153.951	130.739	126.456	139.477	128.523				86.630	9.852	111.045
19	T				6.8600	4.9172	6.4361	8.0522	8.7994	145.8248		53.7269
	S				82.991	115.920	102.653	72.990	65.629	30.859		74.480

Event: Indy Pro 2000 Oval Challenge of St Louis

Round 7

Track: World Wide Technology Raceway

1.25 mile(s)



Report: Section Data Report

Indy Pro 2000 Championship

Session: Warmup

August 29, 2020

Section Data for Car 2 - Robb, Sting Ray

Lap	T/SF to T1	T1 to SS1	SS1 to T2	T2 to BS	BS to T3	T3 to SS2	SS2 to T4	T4 to SF	Lap	PI to PO	PO to SF	SF to PI
20	T	5.6537	3.8506	4.5911	4.2788	3.8823	4.9394	4.3624	3.8800	35.4383		
	S	102.628	112.615	113.461	133.056	146.820	133.758	134.726	148.840	126.981		
21	T	3.7722	3.5600	4.2383	4.0532	3.7955	4.6689	4.2352	3.8596	32.1829		
	S	153.817	121.808	122.905	140.461	150.178	141.507	138.772	149.627	139.826		
22	T	3.7156	3.4235	4.2191	4.0998	3.8564	4.7745	4.2678	3.8797	32.2364		
	S	156.160	126.665	123.465	138.865	147.806	138.377	137.712	148.852	139.594		
23	T	3.7136	3.3366	4.1873	4.0568	3.8013	4.8635	4.3048	3.8701	32.1340		
	S	156.244	129.964	124.402	140.337	149.949	135.845	136.528	149.221	140.039		
24	T	3.7427	3.2774	4.2179	4.1014	3.8594	4.5951	4.2148	3.8667	31.8754		
	S	155.029	132.311	123.500	138.811	147.691	143.780	139.444	149.352	141.175		
25	T	3.7076	3.3152	4.1478	4.0309	3.7757	4.6975	4.3490	3.9226	31.9463		
	S	156.497	130.802	125.587	141.238	150.965	140.645	135.141	147.224	140.861		
26	T	3.7657	3.2803	4.1473	4.1302	4.6157				51.6969		34.7665
	S	154.082	132.194	125.602	137.843	123.492				87.046		112.824

Event: Indy Pro 2000 Oval Challenge of St Louis

Track: World Wide Technology Raceway

Report: Section Data Report

Session: Warmup

Round 7

1.25 mile(s)



Indy Pro 2000 Championship

August 29, 2020

Section Data for Car 20 - Swanson, Kody (R)

Lap	T/SF to T1	T1 to SS1	SS1 to T2	T2 to BS	BS to T3	T3 to SS2	SS2 to T4	T4 to SF	Lap	PI to PO	PO to SF	SF to PI
1	T	3.9950	3.7640	4.5615	4.2870	3.9384	5.0479	4.4719	4.0158	34.0815		37.5636
	S	145.238	115.206	114.197	132.801	144.729	130.883	131.427	143.807	132.036		106.528
2	T	3.8053	3.5076	4.4874	4.2801	3.9566	4.9298	4.4057	3.9743	33.3468		
	S	152.479	123.628	116.083	133.015	144.063	134.018	133.402	145.309	134.945		
3	T	3.7729	3.6145	4.6051	4.3093	3.9853	5.1709	4.7110	4.1046	34.2736		
	S	153.788	119.971	113.116	132.114	143.026	127.769	124.756	140.696	131.296		
4	T	3.9029	3.7244	4.9736	4.4226	4.0444	5.0533	4.4379	4.0172	34.5763		
	S	148.666	116.431	104.735	128.729	140.936	130.743	132.434	143.757	130.147		
5	T	3.8410	3.4920	4.4291	4.2013	3.9228	5.0999	4.4633	3.9904	33.4398		
	S	151.062	124.180	117.611	135.510	145.304	129.548	131.680	144.722	134.570		
6	T	3.8199	3.4902	4.2509	4.1653	3.9270	4.8751	4.3902	3.9816	32.9002		
	S	151.896	124.244	122.541	136.681	145.149	135.522	133.873	145.042	136.777		
7	T	3.8017	3.4421	4.2375	4.1536	3.8800	5.1723	4.4781	4.0377	33.2030		
	S	152.623	125.980	122.928	137.066	146.907	127.735	131.245	143.027	135.530		
8	T	3.8526	3.3991	4.2134	4.1583	3.9182	4.8396	4.3232	3.9485	32.6529		
	S	150.607	127.574	123.632	136.911	145.475	136.516	135.947	146.258	137.813		
9	T	3.8080	3.4035	4.3980	4.5605	6.0033				61.3392	126.4088	43.1990
	S	152.371	127.409	118.442	124.837	94.948				73.363	8.474	90.801
10	T				7.8802	6.4091	6.7140	5.7695	5.2133	158.5192		50.2506
	S				72.247	88.936	98.404	101.868	110.774	28.388		79.633
11	T	5.1207	4.4285	4.9910	4.5536	4.1349	5.2347	4.6741	4.1830	37.3205		
	S	113.310	97.919	104.370	125.026	137.851	126.212	125.741	138.059	120.577		
12	T	3.9793	3.5386	4.4109	4.2288	3.9381	4.9587	4.4365	4.0105	33.5014		
	S	145.811	122.545	118.096	134.629	144.740	133.237	132.475	143.997	134.323		
13	T	3.8975	3.5397	4.3804	4.2177	3.9755	5.1211	4.5184	4.0831	33.7334		
	S	148.872	122.507	118.918	134.983	143.378	129.012	130.074	141.437	133.399		
14	T	4.0181	3.7229	4.3457	4.2082	3.9501	5.1170	4.5608	4.0614	33.9842		
	S	144.403	116.478	119.868	135.288	144.300	129.115	128.865	142.192	132.414		
15	T	3.8844	3.6237	4.3652	4.1950	3.9665	4.9276	4.3770	3.9834	33.3228		
	S	149.374	119.667	119.332	135.714	143.704	134.078	134.276	144.977	135.043		
16	T	3.8335	3.4870	4.2343	4.1733	3.9328	4.7552	4.3194	3.9617	32.6972		
	S	151.357	124.358	123.021	136.419	144.935	138.939	136.067	145.771	137.626		
17	T	3.8079	3.3909	4.2308	4.1524	3.9219	4.7720	4.3035	3.9576	32.5370		
	S	152.375	127.882	123.123	137.106	145.338	138.450	136.570	145.922	138.304		
18	T	3.8118	3.3841	4.2204	4.1496	3.9393	4.7707	4.3174	3.9370	32.5303		
	S	152.219	128.139	123.426	137.198	144.696	138.487	136.130	146.685	138.333		
19	T	3.7828	3.3603	4.4321	4.2370	3.9444	4.9719	4.4679	3.9491	33.1455		
	S	153.386	129.047	117.531	134.368	144.509	132.883	131.544	146.236	135.765		

Event: Indy Pro 2000 Oval Challenge of St Louis

Round 7

Track: World Wide Technology Raceway

1.25 mile(s)



Report: Section Data Report

Indy Pro 2000 Championship

Session: Warmup

August 29, 2020

Section Data for Car 20 - Swanson, Kody (R)

Lap	T/SF to T1	T1 to SS1	SS1 to T2	T2 to BS	BS to T3	T3 to SS2	SS2 to T4	T4 to SF	Lap	PI to PO	PO to SF	SF to PI
20	T	3.9093	3.9775	4.4747	4.1765	3.8940	5.3701	4.6124	4.2397	34.6542		
	S	148.422	109.022	116.412	136.315	146.379	123.030	127.423	136.212	129.854		
21	T	4.3240	3.7193	4.3871	4.2129	3.9125	5.2781	4.6385	4.0792	34.5516		
	S	134.188	116.591	118.737	135.137	145.687	125.174	126.706	141.572	130.240		
22	T	3.8432	3.4802	4.4351	4.2414	3.8840	5.1565	4.5085	4.0548	33.6037		
	S	150.975	124.601	117.451	134.229	146.756	128.126	130.360	142.424	133.914		
23	T	3.8518	3.4934	4.3200	4.1911	3.9389	4.8474	4.3524	3.9981	32.9931		
	S	150.638	124.130	120.581	135.840	144.710	136.296	135.035	144.444	136.392		
24	T	3.8397	3.4363	4.1987	4.1550	3.9290	4.8585	4.3319	3.9765	32.7256		
	S	151.113	126.193	124.064	137.020	145.075	135.985	135.674	145.228	137.507		
25	T	3.8823	3.5429	4.2833	4.1457	3.8889	4.8225	4.3026	3.9497	32.8179		
	S	149.455	122.396	121.614	137.327	146.571	137.000	136.598	146.214	137.120		
26	T	3.8341	3.5540	4.4200	4.2050	3.8744	4.8609	4.3509	3.9364	33.0357		
	S	151.333	122.014	117.853	135.391	147.120	135.918	135.082	146.708	136.216		
27	T	3.7802	3.4119	4.2389	4.1460	3.9025	4.7970	4.3309	3.9545	32.5619		
	S	153.491	127.095	122.888	137.317	146.060	137.728	135.706	146.036	138.198		
28	T	3.8007	3.3694	4.1749	4.1086	3.8867	4.7824	4.2807	3.9354	32.3388		
	S	152.663	128.698	124.772	138.567	146.654	138.149	137.297	146.745	139.152		
29	T	3.7888	3.3341	4.2470	4.1586	3.9264	4.7790	4.2922	3.9526	32.4787		
	S	153.143	130.061	122.653	136.901	145.171	138.247	136.929	146.106	138.552		
30	T	3.8100	3.4139	4.1575	4.1419	3.9352	4.7678	4.2714	3.9427	32.4404		
	S	152.291	127.021	125.294	137.453	144.847	138.572	137.596	146.473	138.716		
31	T	3.8298	3.4211	4.4028	5.0638	6.5840						43.7346
	S	151.503	126.753	118.313	112.429	86.574						89.689

Event: Indy Pro 2000 Oval Challenge of St Louis

Track: World Wide Technology Raceway

Report: Section Data Report

Session: Warmup

Round 7

1.25 mile(s)



Indy Pro 2000 Championship

August 29, 2020

Section Data for Car 3 - Comeau, Antoine

Lap	T/SF to T1	T1 to SS1	SS1 to T2	T2 to BS	BS to T3	T3 to SS2	SS2 to T4	T4 to SF	Lap	PI to PO	PO to SF	SF to PI
1	T	4.3951	3.9960	4.9854	4.5783	4.1091	5.3027	4.6532	4.1409	36.1607		45.0367
	S	132.017	108.518	104.487	124.351	138.717	124.593	126.306	139.462	124.444		88.852
2	T	3.9065	3.5463	4.4979	4.3145	3.9890	4.9179	4.5007	4.0456	33.7184		
	S	148.529	122.279	115.812	131.955	142.893	134.342	130.586	142.748	133.458		
3	T	3.8508	3.4629	4.3735	4.2502	3.9641	4.8274	4.4012	3.9782	33.1083		
	S	150.677	125.223	119.106	133.951	143.791	136.861	133.538	145.166	135.918		
4	T	3.8041	3.3880	4.2660	4.1971	3.9456	4.7122	4.3263	3.9285	32.5678		
	S	152.527	127.992	122.107	135.646	144.465	140.207	135.850	147.003	138.173		
5	T	3.7665	3.3434	4.3427	4.2384	3.9660	4.7594	4.3087	3.9292	32.6543		
	S	154.049	129.699	119.951	134.324	143.722	138.816	136.405	146.976	137.807		
6	T	3.8291	3.8191	4.5823	4.3306	4.0356	5.2440	4.4409	3.9626	34.2442		
	S	151.531	113.544	113.679	131.464	141.243	125.988	132.344	145.738	131.409		
7	T	3.8141	3.5324	4.2563	4.1900	3.9320	4.6957	4.2464	3.9147	32.5816		
	S	152.127	122.760	122.385	135.875	144.964	140.699	138.406	147.521	138.115		
8	T	3.7628	3.3306	4.2467	4.1681	3.9139	4.6598	4.2130	3.8855	32.1804		
	S	154.201	130.198	122.662	136.589	145.635	141.783	139.503	148.630	139.837		
9	T	3.7364	3.2919	4.2404	4.1456	3.9032	4.7070	4.7983	4.1784	33.0012		
	S	155.290	131.728	122.844	137.331	146.034	140.362	122.487	138.211	136.359		
10	T	3.9056	3.3668	4.3147	4.2131	3.9484	4.8770	4.3716	3.9806	32.9778		
	S	148.563	128.798	120.729	135.130	144.362	135.469	134.442	145.079	136.455		
11	T	3.8174	3.5312	4.5230	4.6119	5.4033				57.0684	197.7542	40.3394
	S	151.995	122.801	115.169	123.445	105.491				78.853	5.417	97.237
12	T				4.9089	4.2345	5.4681	4.5247	4.0085	216.5318		35.5066
	S				115.977	134.609	120.825	129.893	144.069	20.782		112.700
13	T	3.8182	3.4068	4.2832	4.1660	3.8928	4.8121	4.3191	3.9443	32.6425		
	S	151.964	127.286	121.617	136.658	146.424	137.296	136.076	146.414	137.857		
14	T	3.7878	3.3536	4.2897	4.1748	3.8988	4.7343	4.3064	3.9407	32.4861		
	S	153.183	129.305	121.433	136.370	146.199	139.552	136.478	146.548	138.521		
15	T	3.7860	3.3612	4.3089	4.2223	3.9498	4.7932	4.3577	3.9930	32.7721		
	S	153.256	129.012	120.891	134.836	144.311	137.837	134.871	144.628	137.312		
16	T	3.8403	3.3839	4.3220	4.2345	3.9578	4.7654	4.3218	3.9658	32.7915		
	S	151.089	128.147	120.525	134.448	144.019	138.641	135.991	145.620	137.231		
17	T	3.8193	3.3602	4.3665	4.2686	3.9810	4.7542	4.2746	3.9534	32.7778		
	S	151.920	129.051	119.297	133.374	143.180	138.968	137.493	146.077	137.288		
18	T	3.8280	3.4152	4.3626	4.2590	3.9679	4.8473	4.3325	3.9850	32.9975		
	S	151.575	126.972	119.403	133.674	143.653	136.299	135.655	144.918	136.374		
19	T	3.8501	3.3928	4.2095	4.1708	3.9243	4.7071	4.2934	3.9590	32.5070		
	S	150.704	127.811	123.746	136.501	145.249	140.359	136.891	145.870	138.432		

Event: Indy Pro 2000 Oval Challenge of St Louis

Round 7

Track: World Wide Technology Raceway

1.25 mile(s)



Report: Section Data Report

Indy Pro 2000 Championship

Session: Warmup

August 29, 2020

Section Data for Car 3 - Comeau, Antoine

Lap	T/SF to T1	T1 to SS1	SS1 to T2	T2 to BS	BS to T3	T3 to SS2	SS2 to T4	T4 to SF	Lap	PI to PO	PO to SF	SF to PI
20	T	3.8214	3.4147	4.6612	6.4500	8.7555	6.4252	5.0172	5.2613	43.8065		
	S	151.836	126.991	111.754	88.266	65.102	102.827	117.142	109.764	102.724		
21	T	4.8777	3.9423	4.5011	4.3028	3.9632	4.8665	4.3408	3.9738	34.7682		
	S	118.955	109.996	115.729	132.313	143.823	135.761	135.396	145.327	129.429		
22	T	3.7990	3.3727	4.2584	4.1796	3.9190	5.0425	4.4429	4.0267	33.0408		
	S	152.732	128.572	122.325	136.214	145.445	131.023	132.285	143.418	136.195		
23	T	3.8183	3.4428	4.3443	4.2268	3.9512	5.0980	4.5469	4.0557	33.4840		
	S	151.960	125.955	119.906	134.692	144.260	129.596	129.259	142.392	134.393		
24	T	3.9026	3.4644	4.3028	4.1638	3.8646	4.7815	4.3139	3.9387	32.7323		
	S	148.677	125.169	121.063	136.730	147.493	138.175	136.240	146.622	137.479		
25	T	3.7625	3.3552	4.2495	4.1516	3.8784	4.7236	4.3577	3.9488	32.4273		
	S	154.213	129.243	122.581	137.132	146.968	139.868	134.871	146.247	138.772		
26	T	3.7781	3.3454	4.2530	4.1571	3.8827	4.7065	4.2960	3.9499	32.3687		
	S	153.576	129.622	122.480	136.951	146.805	140.376	136.808	146.206	139.023		
27	T	3.7765	3.2900	4.2706	4.1860	3.9134	4.6983	4.2471	3.9473	32.3292		
	S	153.642	131.804	121.976	136.005	145.653	140.621	138.383	146.303	139.193		
28	T	3.7940	3.3333	4.2219	4.1818	3.9204	4.7198	4.2691	3.9305	32.3708		
	S	152.933	130.092	123.383	136.142	145.393	139.981	137.670	146.928	139.014		
29	T	3.7816	3.3427	4.1658	4.1338	3.9030	4.6596	4.2390	3.9223	32.1478		
	S	153.434	129.726	125.044	137.723	146.042	141.789	138.648	147.235	139.978		
30	T	3.7849	3.5919	4.9003	5.1908	6.2122						48.1558
	S	153.301	120.726	106.301	109.678	91.755						81.454

Event: Indy Pro 2000 Oval Challenge of St Louis

Round 7

Track: World Wide Technology Raceway

1.25 mile(s)



Report: Section Data Report

Indy Pro 2000 Championship

Session: Warmup

August 29, 2020

Section Data for Car 42 - Petrov, Artem

Lap	T/SF to T1	T1 to SS1	SS1 to T2	T2 to BS	BS to T3	T3 to SS2	SS2 to T4	T4 to SF	Lap	PI to PO	PO to SF	SF to PI
1	T	3.8731	3.5831	4.3121	4.2159	3.9387	4.8099	4.3244	3.9677	33.0249		36.4926
	S	149.810	121.023	120.802	135.041	144.718	137.359	135.910	145.550	136.261		109.655
2	T	3.7952	3.3368	4.2142	4.1398	3.9007	4.7314	4.8616	4.3879	33.3676		
	S	152.885	129.956	123.608	137.523	146.128	139.638	120.892	131.612	134.861		
3	T	4.0067	3.6414	4.3661	4.2119	3.8859	5.0017	4.3797	3.9884	33.4818		
	S	144.814	119.085	119.308	135.169	146.684	132.091	134.194	144.795	134.401		
4	T	3.8059	3.3813	4.1815	4.1239	3.8821	4.7336	4.3533	3.9563	32.4179		
	S	152.455	128.245	124.575	138.053	146.828	139.573	135.007	145.970	138.812		
5	T	3.7845	3.3406	4.1809	4.7792	5.8744	8.2063	6.7848	5.8103	42.7610		
	S	153.317	129.808	124.593	119.124	97.031	80.509	86.624	99.392	105.236		
6	T	4.6596	3.8823	4.5564	4.3104	3.9690	4.9605	4.3416	3.8820	34.5618		
	S	124.523	111.696	114.325	132.080	143.613	133.189	135.371	148.764	130.202		
7	T	3.7092	3.3396	4.2518	4.1778	3.8789	4.7718	4.3179	3.8943	32.3413		
	S	156.429	129.847	122.515	136.272	146.949	138.455	136.114	148.294	139.141		
8	T	3.6926	3.3424	4.3964	4.1698	3.8626	4.8058	4.3002	3.9121	32.4819		
	S	157.132	129.738	118.485	136.534	147.569	137.476	136.674	147.619	138.539		
9	T	3.7343	3.4299	4.3186	4.1584	3.8636	4.8738	4.3703	3.9322	32.6811		
	S	155.378	126.428	120.620	136.908	147.531	135.558	134.482	146.864	137.694		
10	T	3.7328	3.3819	4.2178	4.0923	3.8479	4.7825	4.3170	3.8877	32.2599		
	S	155.440	128.223	123.503	139.119	148.133	138.146	136.143	148.545	139.492		
11	T	3.7756	3.6278	4.4070	4.1851	3.9264	5.1778	4.4392	3.9140	33.4529		
	S	153.678	119.531	118.200	136.035	145.171	127.599	132.395	147.547	134.517		
12	T	3.7290	3.5585	4.3206	4.1110	3.8089	4.9483	4.3976	4.0030	32.8769		
	S	155.599	121.859	120.564	138.487	149.650	133.517	133.647	144.267	136.874		
13	T	3.7598	3.4844	4.5108	4.2343	3.8728	4.9677	4.3781	3.9108	33.1187		
	S	154.324	124.451	115.480	134.454	147.180	132.996	134.243	147.668	135.875		
14	T	3.7226	3.4974	4.3296	4.2104	4.3411				50.1241	236.4519	33.6722
	S	155.866	123.988	120.313	135.217	131.303				89.777	4.530	116.491
15	T				8.3934	6.8951	8.7284	6.9875	5.3397	276.0690		56.0690
	S				67.829	82.667	75.693	84.111	108.152	16.300		71.369
16	T	4.7740	4.0564	4.5637	4.2670	3.9061	5.0490	4.3585	3.8895	34.8642		
	S	121.539	106.902	114.142	133.424	145.926	130.854	134.846	148.477	129.072		
17	T	3.7742	3.5086	4.2903	4.1480	3.9050	4.9252	4.3807	3.9285	32.8605		
	S	153.735	123.592	121.416	137.251	145.967	134.143	134.163	147.003	136.943		
18	T	3.7259	3.3723	4.2535	4.1040	3.8176	4.7841	4.3116	3.8464	32.2154		
	S	155.728	128.588	122.466	138.723	149.308	138.100	136.313	150.140	139.685		
19	T	3.6629	3.3646	4.1992	4.0987	3.8232	4.7484	4.2626	3.8643	32.0239		
	S	158.407	128.882	124.050	138.902	149.090	139.138	137.880	149.445	140.520		

Event: Indy Pro 2000 Oval Challenge of St Louis

Round 7

Track: World Wide Technology Raceway

1.25 mile(s)



Report: Section Data Report

Indy Pro 2000 Championship

Session: Warmup

August 29, 2020

Section Data for Car 42 - Petrov, Artem

Lap	T/SF to T1	T1 to SS1	SS1 to T2	T2 to BS	BS to T3	T3 to SS2	SS2 to T4	T4 to SF	Lap	PI to PO	PO to SF	SF to PI
20	T	3.6951	3.4095	4.2387	4.0845	3.8259	4.8772	4.3649	3.9439	32.4397		
	S	157.026	127.185	122.894	139.385	148.985	135.463	134.649	146.429	138.719		
21	T	3.7392	3.3317	4.1676	4.0871	3.8305	4.6858	4.2704	3.8913	32.0036		
	S	155.174	130.155	124.990	139.296	148.806	140.997	137.628	148.408	140.609		
22	T	3.6989	3.3884	4.2739	4.0964	3.8533	4.7387	4.3149	3.9425	32.3070		
	S	156.865	127.977	121.881	138.980	147.925	139.423	136.209	146.481	139.289		
23	T	3.7617	3.2861	4.1312	4.0748	3.8555	4.6248	4.2196	3.8967	31.8504		
	S	154.246	131.961	126.091	139.717	147.841	142.856	139.285	148.202	141.286		
24	T	3.7332	3.2420	4.0636	4.0508	3.8422	4.5645	4.2032	3.8822	31.5817		
	S	155.424	133.756	128.189	140.545	148.353	144.744	139.829	148.756	142.488		
25	T	3.7191	3.2694	4.0834	4.0490	3.8354	4.5515	4.2246	3.8793	31.6117		
	S	156.013	132.635	127.567	140.607	148.616	145.157	139.120	148.867	142.352		
26	T	3.7251	3.3383	4.1657	4.1298	4.9793				51.5236		34.9857
	S	155.762	129.897	125.047	137.856	114.474				87.339		112.117

Event: Indy Pro 2000 Oval Challenge of St Louis

Round 7

Track: World Wide Technology Raceway

1.25 mile(s)



Report: Section Data Report

Indy Pro 2000 Championship

Session: Warmup

August 29, 2020

Section Data for Car 51 - Abel, Jacob

Lap	T/SF to T1	T1 to SS1	SS1 to T2	T2 to BS	BS to T3	T3 to SS2	SS2 to T4	T4 to SF	Lap	PI to PO	PO to SF	SF to PI
1	T	3.9196	3.7481	4.5452	4.2850	3.9208	5.0027	4.4418	4.0138	33.8770		36.8477
	S	148.032	115.695	114.606	132.863	145.378	132.065	132.317	143.879	132.833		108.598
2	T	3.8116	3.5543	4.3630	4.1947	3.8682	5.0725	4.4989	4.0096	33.3728		
	S	152.227	122.003	119.392	135.723	147.355	130.248	130.638	144.029	134.840		
3	T	3.7941	3.6343	4.4815	4.2119	3.8159	5.1008	4.5308	4.0253	33.5946		
	S	152.929	119.318	116.235	135.169	149.375	129.525	129.718	143.468	133.950		
4	T	3.7977	3.5261	4.4050	4.1742	3.8493	5.0233	4.5047	3.9898	33.2701		
	S	152.784	122.979	118.254	136.390	148.079	131.523	130.470	144.744	135.257		
5	T	3.7802	3.6041	4.3263	4.1493	3.8405	4.9236	4.4221	4.0215	33.0676		
	S	153.491	120.318	120.405	137.208	148.418	134.187	132.907	143.603	136.085		
6	T	3.8445	3.6568	4.4413	4.1894	3.8509	5.0765	4.4552	3.9424	33.4570		
	S	150.924	118.584	117.288	135.895	148.017	130.145	131.919	146.484	134.501		
7	T	3.7183	3.5655	4.4214	4.1611	3.8251	4.9354	4.4268	3.9628	33.0164		
	S	156.046	121.620	117.815	136.819	149.016	133.866	132.766	145.730	136.296		
8	T	3.7482	3.5901	4.3717	4.1436	3.8525	4.8402	4.3741	3.9306	32.8510		
	S	154.802	120.787	119.155	137.397	147.956	136.499	134.365	146.924	136.982		
9	T	3.7560	3.4824	4.2653	4.1188	3.8382	4.7797	4.3372	3.9103	32.4879		
	S	154.480	124.522	122.127	138.224	148.507	138.227	135.508	147.687	138.513		
10	T	3.7292	3.4506	4.2310	4.0922	3.8286	4.8606	4.3274	3.9073	32.4269		
	S	155.590	125.670	123.117	139.123	148.879	135.926	135.815	147.800	138.774		
11	T	3.7347	3.4855	4.2685	4.1164	3.8606	4.9091	4.3701	3.9239	32.6688		
	S	155.361	124.412	122.036	138.305	147.645	134.583	134.488	147.175	137.746		
12	T	3.7323	3.5302	4.3273	4.1089	3.7988	4.8472	4.4010	3.8939	32.6396		
	S	155.461	122.836	120.377	138.557	150.047	136.302	133.544	148.309	137.869		
13	T	3.6998	3.5821	4.4096	4.1396	3.7809	5.0838	4.4635	3.9455	33.1048		
	S	156.827	121.056	118.131	137.530	150.758	129.958	131.674	146.369	135.932		
14	T	3.7172	3.5735	4.3181	4.1203	3.8374	4.8177	4.3544	3.9127	32.6513		
	S	156.093	121.348	120.634	138.174	148.538	137.136	134.973	147.596	137.820		
15	T	3.7237	3.4670	4.2746	4.1159	3.8214	4.8746	4.4053	3.9423	32.6248		
	S	155.820	125.075	121.861	138.322	149.160	135.536	133.414	146.488	137.932		
16	T	3.7282	3.4954	4.2895	4.1473	5.0388				52.2551	223.5965	35.3955
	S	155.632	124.059	121.438	137.274	113.122				86.116	4.790	110.819
17	T				4.9148	4.2252	5.1247	4.4744	4.0035	242.1676		35.4307
	S				115.838	134.905	128.921	131.353	144.249	18.582		112.941
18	T	3.8295	3.5042	4.2470	4.1299	3.8797	4.8603	4.3793	3.9633	32.7932		
	S	151.515	123.748	122.653	137.853	146.919	135.934	134.206	145.712	137.224		
19	T	3.7865	3.4212	4.2002	4.1019	3.8535	4.7814	4.3576	3.9550	32.4573		
	S	153.236	126.750	124.020	138.794	147.917	138.177	134.874	146.018	138.644		

Event: Indy Pro 2000 Oval Challenge of St Louis

Round 7

Track: World Wide Technology Raceway

1.25 mile(s)



Report: Section Data Report

Indy Pro 2000 Championship

Session: Warmup

August 29, 2020

Section Data for Car 51 - Abel, Jacob

Lap	T/SF to T1	T1 to SS1	SS1 to T2	T2 to BS	BS to T3	T3 to SS2	SS2 to T4	T4 to SF	Lap	PI to PO	PO to SF	SF to PI
20	T	3.7890	3.4014	4.2044	4.1196	3.8620	4.8206	4.3555	3.9621	32.5146		
	S	153.135	127.488	123.896	138.197	147.592	137.054	134.939	145.756	138.399		
21	T	3.7884	3.5033	4.3594	4.1421	3.8497	5.0383	4.4367	3.9149	33.0328		
	S	153.159	123.779	119.491	137.447	148.063	131.132	132.469	147.513	136.228		
22	T	3.7181	3.5743	4.4095	4.2420	3.9862	4.8866	4.4276	3.9592	33.2035		
	S	156.055	121.321	118.133	134.210	142.993	135.203	132.742	145.863	135.528		
23	T	3.7606	3.3795	4.2080	4.0993	3.8253	4.7722	4.3208	3.8942	32.2599		
	S	154.291	128.314	123.790	138.882	149.008	138.444	136.023	148.297	139.492		
24	T	3.7176	3.4153	4.2518	4.0897	3.7924	4.9385	4.3941	3.9338	32.5332		
	S	156.076	126.969	122.515	139.208	150.301	133.782	133.754	146.805	138.320		
25	T	3.7316	3.4080	4.2941	4.1125	3.8210	4.8554	4.3816	3.9360	32.5402		
	S	155.490	127.241	121.308	138.436	149.176	136.072	134.135	146.723	138.290		
26	T	3.7307	3.4357	4.2084	4.0726	3.8047	4.8285	4.3599	3.9218	32.3623		
	S	155.528	126.215	123.778	139.792	149.815	136.830	134.803	147.254	139.051		
27	T	3.7188	3.4258	4.2969	4.1280	3.8447	4.8693	4.3569	3.9595	32.5999		
	S	156.025	126.580	121.229	137.916	148.256	135.683	134.896	145.852	138.037		
28	T	3.7590	3.3765	4.2249	4.1220	3.8555	4.7699	4.3374	3.9306	32.3758		
	S	154.357	128.428	123.295	138.117	147.841	138.511	135.502	146.924	138.993		
29	T	3.8652	3.8742	4.7743	5.1581	6.4023	4.7201	4.3074	3.9098			48.3279
	S	150.116	111.929	109.107	110.374	89.031	139.972	136.446	147.706			81.164

Event: Indy Pro 2000 Oval Challenge of St Louis

Round 7

Track: World Wide Technology Raceway

1.25 mile(s)



Report: Section Data Report

Indy Pro 2000 Championship

Session: Warmup

August 29, 2020

Section Data for Car 6 - de la Vara, Moises

Lap	T/SF to T1	T1 to SS1	SS1 to T2	T2 to BS	BS to T3	T3 to SS2	SS2 to T4	T4 to SF	Lap	PI to PO	PO to SF	SF to PI
1	T	4.6526	3.6417	4.4644	4.2590	3.9592	5.1135	4.4736	4.0034	34.5674		42.8105
	S	124.710	119.075	116.681	133.674	143.968	129.203	131.377	144.252	130.180		93.472
2	T	3.8162	3.4934	4.2444	4.1664	3.9173	4.8113	4.2456	3.9040	32.5986		
	S	152.043	124.130	122.729	136.645	145.508	137.319	138.432	147.925	138.043		
3	T	3.7300	3.5255	4.4536	4.1657	3.8405	5.1369	4.4829	4.0009	33.3360		
	S	155.557	123.000	116.964	136.668	148.418	128.615	131.104	144.343	134.989		
4	T	3.7639	3.5768	4.3752	4.2064	3.8962	4.7807	4.2960	3.8675	32.7627		
	S	154.156	121.236	119.059	135.346	146.296	138.198	136.808	149.321	137.351		
5	T	3.7275	3.6332	4.3324	4.1334	3.8265	4.8784	4.2784	3.9099	32.7197		
	S	155.661	119.354	120.236	137.736	148.961	135.430	137.371	147.702	137.532		
6	T	3.7479	3.5036	4.2746	4.1329	3.8684	4.7996	4.3255	3.8847	32.5372		
	S	154.814	123.769	121.861	137.753	147.348	137.654	135.875	148.660	138.303		
7	T	3.6985	3.4242	4.3490	4.1874	3.8714	4.8193	4.3062	3.9035	32.5595		
	S	156.882	126.639	119.777	135.960	147.234	137.091	136.484	147.944	138.209		
8	T	3.7127	3.3735	4.2752	4.1587	3.8564	4.6225	4.3517	3.9419	32.2926		
	S	156.282	128.542	121.844	136.898	147.806	142.927	135.057	146.503	139.351		
9	T	3.7566	3.4111	4.2098	4.1127	3.8505	4.7490	4.3396	3.8903	32.3196		
	S	154.455	127.125	123.737	138.429	148.033	139.120	135.434	148.446	139.234		
10	T	3.6930	3.4084	4.2791	4.1342	3.8358	4.8915	4.3732	3.9302	32.5454		
	S	157.115	127.226	121.733	137.709	148.600	135.067	134.393	146.939	138.268		
11	T	3.7265	3.3584	4.3318	4.1593	3.8925	4.8601	4.4067	3.9727	32.7080		
	S	155.703	129.120	120.252	136.878	146.435	135.940	133.371	145.367	137.581		
12	T	3.7911	3.3811	4.2237	4.2106	3.9313	4.7070	4.2433	3.8959	32.3840		
	S	153.050	128.253	123.330	135.211	144.990	140.362	138.507	148.233	138.958		
13	T	3.7428	3.2813	4.1505	4.1141	3.8838	4.6354	4.2365	3.8962	31.9406		
	S	155.025	132.154	125.505	138.382	146.763	142.530	138.729	148.221	140.887		
14	T	3.7443	3.3095	4.1291	4.0919	3.8638	4.5928	4.2036	3.8769	31.8119		
	S	154.963	131.028	126.156	139.133	147.523	143.852	139.815	148.959	141.456		
15	T	3.7355	3.3647	4.1181	4.0752	3.8385	4.7082	4.2835	3.8998	32.0235		
	S	155.328	128.878	126.493	139.703	148.496	140.326	137.207	148.085	140.522		
16	T	3.7382	3.4289	4.2156	4.2036	3.9505	4.6966	4.2242	3.9290	32.3866		
	S	155.216	126.465	123.567	135.436	144.286	140.672	139.133	146.984	138.946		
17	T	3.8001	3.2961	4.1131	4.1227	4.5720				51.9272	198.5223	35.1503
	S	152.687	131.560	126.646	138.094	124.672				86.660	5.396	111.592
18	T				4.8053	4.1512	5.0445	4.4068	4.1647	215.2656		33.5202
	S				118.477	137.310	130.971	133.368	138.665	20.904		119.378
19	T	4.9305	4.0026	4.4686	4.1537	3.8662	4.7168	4.2155	3.8617	34.2156		
	S	117.681	108.339	116.571	137.063	147.432	140.070	139.421	149.546	131.519		

Event: Indy Pro 2000 Oval Challenge of St Louis

Round 7

Track: World Wide Technology Raceway

1.25 mile(s)



Report: Section Data Report

Indy Pro 2000 Championship

Session: Warmup

August 29, 2020

Section Data for Car 6 - de la Vara, Moises

Lap	T/SF to T1	T1 to SS1	SS1 to T2	T2 to BS	BS to T3	T3 to SS2	SS2 to T4	T4 to SF	Lap	PI to PO	PO to SF	SF to PI
20	T	3.7193	3.3697	4.1704	4.0712	3.8020	4.6589	4.2344	3.8006	31.8265		
	S	156.004	128.687	124.906	139.840	149.921	141.811	138.798	151.950	141.392		
21	T	3.6745	3.4422	4.3820	4.1672	3.8012	4.6061	4.1943	3.8148	32.0823		
	S	157.906	125.977	118.875	136.619	149.953	143.436	140.125	151.384	140.264		
22	T	3.6771	3.3933	4.3100	4.0928	3.8098	4.9026	4.4310	3.9406	32.5572		
	S	157.795	127.792	120.861	139.102	149.614	134.762	132.640	146.551	138.218		
23	T	3.6823	3.4942	4.3482	4.2230	3.9066	4.6162	4.1669	3.8336	32.2710		
	S	157.572	124.102	119.799	134.814	145.907	143.122	141.047	150.642	139.444		
24	T	3.7019	3.3022	4.1105	4.0458	3.8012	4.9655	4.4076	4.0075	32.3422		
	S	156.738	131.317	126.726	140.718	149.953	133.054	133.344	144.105	139.137		
25	T	3.7966	3.3415	4.1113	4.0536	3.8320	4.6176	4.1848	3.8541	31.7915		
	S	152.828	129.773	126.702	140.448	148.747	143.079	140.443	149.840	141.547		
26	T	3.7079	3.2367	4.1389	4.0592	3.8408	4.6150	4.1870	3.8792	31.6647		
	S	156.484	133.975	125.857	140.254	148.407	143.160	140.370	148.871	142.114		
27	T	3.7149	3.2655	4.0674	4.0426	3.8243	4.6331	4.1928	3.8699	31.6105		
	S	156.189	132.793	128.069	140.830	149.047	142.600	140.175	149.229	142.358		
28	T	3.7120	3.2889	4.0925	4.0684	3.8760	4.5934	4.1772	3.8863	31.6947		
	S	156.311	131.848	127.284	139.937	147.059	143.833	140.699	148.599	141.980		
29	T	3.7617	3.2522	4.0559	4.0808	3.8864	4.6245	4.1825	3.8876	31.7316		
	S	154.246	133.336	128.432	139.511	146.665	142.866	140.521	148.549	141.814		
30	T	3.7490	3.2427	4.0962	4.0923	3.8957	4.5886	4.1769	3.8711	31.7125		
	S	154.769	133.727	127.169	139.119	146.315	143.983	140.709	149.182	141.900		
31	T	3.8532	3.8245	4.6749	4.6200	6.7304						50.5219
	S	150.583	113.384	111.427	123.229	84.690						77.640

Event: Indy Pro 2000 Oval Challenge of St Louis

Track: World Wide Technology Raceway

Report: Section Data Report

Session: Warmup

Round 7

1.25 mile(s)



Indy Pro 2000 Championship

August 29, 2020

Section Data for Car 68 - Frost, Danial

Lap	T/SF to T1	T1 to SS1	SS1 to T2	T2 to BS	BS to T3	T3 to SS2	SS2 to T4	T4 to SF	Lap	PO to SF	SF to PI
1	T	3.7432	3.6674	4.3112	4.1049	3.7890	4.8250	4.3209	3.8970	32.6586	42.7599
	S	155.008	118.241	120.827	138.692	150.435	136.929	136.020	148.191	137.789	93.583
2	T	3.7197	3.4260	4.2378	4.1218	3.8289	4.9036	4.4812	3.9237	32.6427	
	S	155.988	126.572	122.920	138.124	148.868	134.734	131.154	147.183	137.856	
3	T	3.7306	3.4757	4.2852	4.1226	3.8285	4.8877	4.3398	3.8708	32.5409	
	S	155.532	124.762	121.560	138.097	148.883	135.172	135.427	149.194	138.288	
4	T	3.7030	3.5075	4.3765	4.1486	3.7738	4.8478	4.3718	3.8760	32.6050	
	S	156.691	123.631	119.024	137.231	151.041	136.285	134.436	148.994	138.016	
5	T	3.7336	3.5984	4.2870	4.1038	3.8065	4.8180	4.4606	3.9002	32.7081	
	S	155.407	120.508	121.509	138.730	149.744	137.128	131.760	148.069	137.581	
6	T	3.7229	3.4818	4.2732	4.1027	3.8309	4.7411	4.2936	3.8553	32.3015	
	S	155.854	124.544	121.901	138.767	148.790	139.352	136.884	149.794	139.312	
7	T	3.6888	3.4367	4.2385	4.0661	3.7961	4.9252	4.3966	3.9042	32.4522	
	S	157.294	126.178	122.899	140.016	150.154	134.143	133.678	147.918	138.665	
8	T	3.7488	3.6030	4.2867	4.0920	3.7739	4.9115	4.6873	4.0165	33.1197	
	S	154.777	120.354	121.518	139.130	151.037	134.517	125.387	143.782	135.871	
9	T	3.7760	3.5401	4.2909	4.0994	3.7936	4.8942	4.3826	3.9027	32.6795	
	S	153.662	122.493	121.399	138.878	150.253	134.993	134.105	147.974	137.701	
10	T	3.7085	3.5622	4.3292	4.1105	3.8059	4.8953	4.3616	3.8774	32.6506	
	S	156.459	121.733	120.325	138.503	149.767	134.962	134.750	148.940	137.823	
11	T	3.7034	3.4824	4.3456	4.1290	3.8224	4.8408	4.3483	3.8892	32.5611	
	S	156.674	124.522	119.870	137.883	149.121	136.482	135.163	148.488	138.202	
12	T	3.7104	3.5808	4.2480	4.0919	3.8047	4.8038	4.4521	3.9461	32.6378	
	S	156.379	121.100	122.625	139.133	149.815	137.533	132.011	146.347	137.877	
13	T	3.7417	3.4813	4.3143	4.1426	3.8450	4.6980	4.2753	3.8676	32.3658	
	S	155.070	124.562	120.740	137.430	148.244	140.630	137.470	149.317	139.036	
14	T	3.6978	3.4042	4.2519	4.0981	3.8121	4.8271	4.3731	4.0112	32.4755	
	S	156.911	127.383	122.512	138.922	149.524	136.869	134.396	143.972	138.566	
15	T	3.8432	3.5133	4.3055	4.1946	3.9134	4.6797	4.2790	3.9258	32.6545	
	S	150.975	123.427	120.987	135.726	145.653	141.180	137.352	147.104	137.806	
16	T	3.7743	3.3533	4.2318	4.1436	3.8794	4.6666	4.2780	3.9134	32.2404	
	S	153.731	129.316	123.094	137.397	146.930	141.577	137.384	147.570	139.576	
17	T	3.7625	3.3486	4.2299	4.1338	3.8711	4.6240	4.2538	3.9057	32.1294	
	S	154.213	129.498	123.149	137.723	147.245	142.881	138.165	147.861	140.059	
18	T	3.7554	3.3195	4.1933	4.1224	3.8630	4.6275	4.2536	3.9010	32.0357	
	S	154.505	130.633	124.224	138.104	147.554	142.773	138.172	148.039	140.468	
19	T	3.7422	3.3593	4.2037	4.1225	3.8523	4.9145	4.4776	3.9946	32.6667	
	S	155.050	129.085	123.917	138.100	147.964	134.435	131.259	144.570	137.755	

Event: Indy Pro 2000 Oval Challenge of St Louis

Track: World Wide Technology Raceway

Report: Section Data Report

Session: Warmup

Round 7

1.25 mile(s)

Indy Pro 2000 Championship

August 29, 2020



Section Data for Car 68 - Frost, Danial

Lap	T/SF to T1	T1 to SS1	SS1 to T2	T2 to BS	BS to T3	T3 to SS2	SS2 to T4	T4 to SF	Lap	PO to SF	SF to PI
20	T	3.8083	3.3655	4.2163	4.1393	3.8961	4.6591	4.2623	3.9177	32.2646	
	S	152.359	128.848	123.546	137.540	146.300	141.805	137.890	147.408	139.472	
21	T	3.7756	3.3265	4.2024	4.1204	3.8825	4.6278	4.2846	3.9297	32.1495	
	S	153.678	130.358	123.955	138.171	146.813	142.764	137.172	146.958	139.971	
22	T	3.7747	3.3053	4.2774	4.1632	3.9007	4.6419	4.2559	3.9145	32.2336	
	S	153.715	131.194	121.782	136.750	146.128	142.330	138.097	147.528	139.606	
23	T	3.7666	3.3552	4.1541	4.1039	3.8742	4.5975	4.2441	3.9004	31.9960	
	S	154.045	129.243	125.396	138.726	147.127	143.705	138.481	148.062	140.643	
24	T	3.7553	3.3726	4.2045	4.1344	3.8784	4.6099	4.2394	3.9072	32.1017	
	S	154.509	128.576	123.893	137.703	146.968	143.318	138.635	147.804	140.179	
25	T	3.7495	3.3074	4.2052	4.1197	3.8774	4.5919	4.2232	3.8966	31.9709	
	S	154.748	131.111	123.873	138.194	147.006	143.880	139.166	148.206	140.753	
26	T	3.7435	3.3254	4.1359	4.4780	4.7200	4.9426	4.2310	3.8554	33.4318	
	S	154.996	130.401	125.948	127.137	120.763	133.671	138.910	149.790	134.602	
27	T	3.6978	3.3718	4.1935	4.0792	3.8440	4.5660	4.2889	3.8884	31.9296	
	S	156.911	128.607	124.218	139.566	148.283	144.696	137.035	148.519	140.935	
28	T	3.7210	3.3620	4.1724	4.0748	3.8388	4.5906	4.2964	3.8964	31.9524	
	S	155.933	128.982	124.846	139.717	148.484	143.921	136.795	148.214	140.834	
29	T	3.7232	3.3497	4.1855	4.0734	3.8330	4.5734	4.2239	3.8607	31.8228	
	S	155.841	129.455	124.456	139.765	148.709	144.462	139.143	149.584	141.408	
30	T	3.6982	3.3090	4.4280	5.5445	5.7060				58.4231	41.0132
	S	156.895	131.048	117.640	102.682	99.895				77.024	95.640

Event: Indy Pro 2000 Oval Challenge of St Louis

Track: World Wide Technology Raceway

Report: Section Data Report

Session: Warmup

Round 7

1.25 mile(s)



Indy Pro 2000 Championship

August 29, 2020

Section Data for Car 7 - Enders, Kory

Lap	T/SF to T1	T1 to SS1	SS1 to T2	T2 to BS	BS to T3	T3 to SS2	SS2 to T4	T4 to SF	Lap	PI to PO	PO to SF	SF to PI
1	T	4.6992	3.9353	4.6477	4.3516	3.9468	5.0873	4.3811	3.9452	34.9942		43.3591
	S	123.474	110.191	112.079	130.830	144.421	129.869	134.151	146.380	128.593		92.290
2	T	3.7691	3.5848	4.3776	4.1715	3.8923	5.1440	4.4140	3.9389	33.2922		
	S	153.943	120.965	118.994	136.478	146.443	128.437	133.151	146.615	135.167		
3	T	3.7812	3.6817	4.5627	4.3127	3.9270	5.2917	4.5008	3.9586	34.0164		
	S	153.451	117.782	114.167	132.010	145.149	124.852	130.583	145.885	132.289		
4	T	3.7578	3.6388	4.6521	4.3209	3.9336	5.2726	4.4368	3.9251	33.9377		
	S	154.406	119.170	111.973	131.759	144.905	125.305	132.466	147.130	132.596		
5	T	3.7518	3.5715	4.3588	4.1546	3.8565	5.0039	4.3547	3.9230	32.9748		
	S	154.653	121.416	119.507	137.033	147.802	132.033	134.964	147.209	136.468		
6	T	3.7578	3.5555	4.2856	4.1385	3.8660	4.9505	4.3266	3.9222	32.8027		
	S	154.406	121.962	121.549	137.566	147.439	133.458	135.840	147.239	137.184		
7	T	3.7390	3.5281	4.2636	4.0932	3.8407	4.9395	4.2931	3.8889	32.5861		
	S	155.182	122.909	122.176	139.089	148.410	133.755	136.900	148.500	138.096		
8	T	3.7157	3.5758	4.4357	4.2130	3.8507	5.2050	4.4418	3.9707	33.4084		
	S	156.156	121.270	117.436	135.134	148.025	126.932	132.317	145.440	134.697		
9	T	3.7691	3.4865	4.3527	4.1707	3.8483	4.9200	4.4036	3.9803	32.9312		
	S	153.943	124.376	119.675	136.504	148.117	134.285	133.465	145.090	136.649		
10	T	3.7713	3.4403	4.2388	4.1106	3.8447	4.9617	4.3907	3.9497	32.7078		
	S	153.853	126.046	122.891	138.500	148.256	133.156	133.857	146.214	137.582		
11	T	3.7551	3.4604	4.2031	4.1108	3.8497	4.8928	4.2979	3.9238	32.4936		
	S	154.517	125.314	123.934	138.493	148.063	135.031	136.748	147.179	138.489		
12	T	3.7362	3.4945	4.2570	4.1233	3.8486	4.8707	4.2606	3.8622	32.4531		
	S	155.299	124.091	122.365	138.073	148.106	135.644	137.945	149.526	138.662		
13	T	3.7071	3.4913	4.3952	4.2197	3.8668	4.9313	4.2905	3.9223	32.8242		
	S	156.518	124.205	118.518	134.919	147.409	133.977	136.983	147.235	137.094		
14	T	3.7345	3.4669	4.2317	4.0930	3.8242	4.9163	4.2887	3.9025	32.4578		
	S	155.369	125.079	123.097	139.096	149.051	134.386	137.041	147.982	138.642		
15	T	3.7122	3.4151	4.3168	4.1564	3.8338	4.9176	4.2730	3.8801	32.5050		
	S	156.303	126.976	120.670	136.974	148.678	134.350	137.544	148.836	138.440		
16	T	3.6981	3.5108	4.3049	4.1387	3.8339	4.8578	4.2547	3.8634	32.4623		
	S	156.899	123.515	121.004	137.560	148.674	136.004	138.136	149.480	138.622		
17	T	3.7287	3.5636	4.3666	4.1512	3.8391	4.8528	4.2385	3.8594	32.5999		
	S	155.611	121.685	119.294	137.145	148.472	136.144	138.664	149.635	138.037		
18	T	3.7096	3.4347	4.2431	4.1142	3.8341	4.8594	4.2429	3.8357	32.2737		
	S	156.412	126.252	122.766	138.379	148.666	135.960	138.520	150.559	139.432		
19	T	3.9898	4.1265	4.4778	4.2538	3.9167	4.9945	4.2828	3.9014	33.9433		
	S	145.428	105.086	116.331	133.838	145.531	132.282	137.230	148.024	132.574		

Event: Indy Pro 2000 Oval Challenge of St Louis

Round 7

Track: World Wide Technology Raceway

1.25 mile(s)



Report: Section Data Report

Indy Pro 2000 Championship

Session: Warmup

August 29, 2020

Section Data for Car 7 - Enders, Kory

Lap	T/SF to T1	T1 to SS1	SS1 to T2	T2 to BS	BS to T3	T3 to SS2	SS2 to T4	T4 to SF	Lap	PI to PO	PO to SF	SF to PI
20	T	3.7634	3.6569	4.5040	4.4368	5.2569				55.3853	164.2154	38.7858
	S	154.176	118.580	115.655	128.317	108.429				81.249	6.523	101.132
21	T				4.7459	4.1215	5.0708	4.3130	3.9584	180.9678		33.3519
	S				119.960	138.299	130.291	136.269	145.892	24.866		119.981
22	T	3.7767	3.4942	4.1888	4.1026	3.8557	4.8382	4.2292	3.9066	32.3920		
	S	153.633	124.102	124.358	138.770	147.833	136.555	138.969	147.827	138.923		
23	T	3.7567	3.4385	4.1550	4.0773	3.8296	4.9001	4.2355	3.8493	32.2420		
	S	154.451	126.112	125.369	139.631	148.841	134.830	138.762	150.027	139.570		
24	T	3.6931	3.4169	4.1845	4.0806	3.8189	4.8060	4.2252	3.8617	32.0869		
	S	157.111	126.909	124.485	139.518	149.258	137.470	139.100	149.546	140.244		
25	T	3.7034	3.4674	4.2535	4.0991	3.8193	4.9209	4.2439	3.8344	32.3419		
	S	156.674	125.061	122.466	138.889	149.242	134.260	138.488	150.610	139.138		
26	T	3.6693	3.4640	4.3370	4.1796	3.8768	4.7628	4.1888	3.8805	32.3588		
	S	158.130	125.184	120.108	136.214	147.028	138.717	140.309	148.821	139.066		
27	T	3.7434	3.3964	4.1489	4.0835	3.8493	4.7300	4.2100	3.8865	32.0480		
	S	155.000	127.675	125.554	139.419	148.079	139.679	139.603	148.591	140.414		
28	T	3.7399	3.3607	4.1240	4.0724	3.8366	4.6683	4.1768	3.8695	31.8482		
	S	155.145	129.032	126.312	139.799	148.569	141.525	140.712	149.244	141.295		
29	T	3.7306	3.3333	4.1144	4.0704	3.8416	4.6104	4.1503	3.8488	31.6998		
	S	155.532	130.092	126.606	139.868	148.376	143.302	141.611	150.047	141.957		
30	T	3.7056	3.3440	4.0646	4.0544	3.8289	4.6426	4.1706	3.8674	31.6781		
	S	156.581	129.676	128.158	140.420	148.868	142.309	140.922	149.325	142.054		
31	T	3.8167	3.7488	4.9710	4.7002	5.5566						40.1568
	S	152.023	115.673	104.790	121.126	102.581						97.680

Event: Indy Pro 2000 Oval Challenge of St Louis

Track: World Wide Technology Raceway

Report: Section Data Report

Session: Warmup

Round 7

1.25 mile(s)



Indy Pro 2000 Championship

August 29, 2020

Section Data for Car 8 - Sulaiman, Manuel (R)

Lap	T/SF to T1	T1 to SS1	SS1 to T2	T2 to BS	BS to T3	T3 to SS2	SS2 to T4	T4 to SF	Lap	PO to SF	SF to PI
1	T	6.7777	5.2944	5.0417	4.9005	4.7169	7.2371	8.6037	5.0336	47.6056	51.7481
	S	85.608	81.905	103.320	116.176	120.842	91.291	68.311	114.729	94.527	77.328
2	T	4.2396	3.9529	4.5847	4.2558	4.2712	5.6910	4.5411	4.0328	35.5691	
	S	136.859	109.701	113.619	133.775	133.452	116.092	129.424	143.201	126.514	
3	T	3.8950	3.6953	4.2739	4.2442	4.8191	6.9749	5.9416	6.4082	40.2522	
	S	148.967	117.348	121.881	134.140	118.279	94.723	98.917	90.119	111.795	
4	T	6.5226	4.0050	4.3874	4.1715	3.8842	4.8472	4.2965	3.9143	36.0287	
	S	88.956	108.274	118.728	136.478	146.748	136.302	136.792	147.536	124.900	
5	T	3.7652	3.6589	4.3207	4.1462	3.8575	5.0606	4.3900	3.8924	33.0915	
	S	154.103	118.516	120.561	137.311	147.764	130.554	133.879	148.366	135.987	
6	T	3.7096	3.5577	4.2636	4.1180	3.8134	4.9228	4.3861	3.9258	32.6970	
	S	156.412	121.887	122.176	138.251	149.473	134.209	133.998	147.104	137.627	
7	T	3.6942	3.5943	4.4808	4.2331	3.8591	4.8961	4.3103	3.9135	32.9814	
	S	157.064	120.646	116.254	134.492	147.703	134.940	136.354	147.566	136.441	
8	T	3.7373	3.5701	4.2387	4.1010	3.8018	4.8724	4.3279	3.9104	32.5596	
	S	155.253	121.463	122.894	138.824	149.929	135.597	135.800	147.683	138.208	
9	T	3.7212	3.4781	4.1524	4.0386	3.7878	4.8905	4.3029	3.8912	32.2627	
	S	155.925	124.676	125.448	140.969	150.483	135.095	136.589	148.412	139.480	
10	T	3.7140	3.5734	4.2431	4.1153	3.8234	4.9453	4.4179	3.9215	32.7539	
	S	156.227	121.351	122.766	138.342	149.082	133.598	133.033	147.265	137.388	
11	T	3.7315	3.5802	4.3062	4.1496	3.8514	5.0069	4.4170	4.0028	33.0456	
	S	155.494	121.121	120.967	137.198	147.998	131.954	133.060	144.274	136.175	
12	T	3.7884	3.5569	4.2183	4.1172	3.8329	4.8657	4.3230	3.8818	32.5842	
	S	153.159	121.914	123.488	138.278	148.712	135.784	135.954	148.771	138.104	
13	T	3.6923	3.5945	4.4175	4.1643	3.8266	4.7874	4.3556	3.9170	32.7552	
	S	157.145	120.639	117.919	136.714	148.957	138.004	134.936	147.434	137.383	
14	T	3.7175	3.5390	4.2666	4.1269	3.8313	4.7901	4.3277	3.9085	32.5076	
	S	156.080	122.531	122.090	137.953	148.775	137.927	135.806	147.755	138.429	
15	T	3.6888	3.5163	4.3306	4.1446	3.8799	4.7354	4.2624	3.9261	32.4841	
	S	157.294	123.322	120.286	137.364	146.911	139.520	137.886	147.093	138.529	
16	T	3.7709	3.4783	4.1786	4.1102	3.8645	4.7004	4.2308	3.8884	32.2221	
	S	153.870	124.669	124.661	138.513	147.496	140.559	138.916	148.519	139.656	
17	T	3.7459	3.5527	4.2346	4.1267	3.8781	5.1305	4.4278	4.0646	33.1609	
	S	154.897	122.058	123.013	137.960	146.979	128.775	132.736	142.080	135.702	
18	T	4.0167	3.8968	4.2785	4.1245	3.8367	5.0926	4.4219	4.0567	33.7244	
	S	144.454	111.280	121.750	138.033	148.565	129.734	132.913	142.357	133.435	
19	T	3.8696	3.5063	4.1163	4.1040	3.8680	4.7050	4.2747	3.9293	32.3732	
	S	149.945	123.673	126.548	138.723	147.363	140.421	137.490	146.973	139.004	

Event: Indy Pro 2000 Oval Challenge of St Louis

Track: World Wide Technology Raceway

Report: Section Data Report

Session: Warmup

Round 7

1.25 mile(s)



Indy Pro 2000 Championship

August 29, 2020

Section Data for Car 8 - Sulaiman, Manuel (R)

Lap	T/SF to T1	T1 to SS1	SS1 to T2	T2 to BS	BS to T3	T3 to SS2	SS2 to T4	T4 to SF	Lap	PO to SF	SF to PI	
20	T	3.7877	3.5014	4.1113	4.0928	3.8655	4.6812	4.2498	3.9162	32.2059		
	S	153.187	123.847	126.702	139.102	147.458	141.135	138.295	147.464	139.726		
21	T	3.7741	3.4398	4.1089	4.0865	3.8518	4.6512	4.2130	3.8907	32.0160		
	S	153.739	126.064	126.776	139.317	147.983	142.045	139.503	148.431	140.555		
22	T	3.7571	3.4698	4.1188	4.0924	3.8798	4.7992	4.2945	3.9360	32.3476		
	S	154.435	124.974	126.471	139.116	146.915	137.665	136.856	146.723	139.114		
23	T	3.7621	3.4761	4.1915	4.1217	3.8899	4.7327	4.2681	5.0172	33.4593		
	S	154.230	124.748	124.277	138.127	146.533	139.599	137.702	115.104	134.492		
24	T	6.3885	4.0242	4.3485	4.0801	3.8182	5.2248	4.5185	3.9735	36.3763		
	S	90.824	107.757	119.791	139.535	149.285	126.451	130.071	145.338	123.707		
25	T	3.8123	3.6601	4.3682	4.2277	3.9037	4.7532	4.2299	3.9126	32.8677		
	S	152.199	118.477	119.250	134.664	146.015	138.997	138.946	147.600	136.913		
26	T	3.7534	3.4297	4.0732	4.0633	3.8555	4.6897	4.2395	3.9010	32.0053		
	S	154.587	126.436	127.887	140.112	147.841	140.879	138.631	148.039	140.602		
27	T	3.7413	3.4458	4.1267	4.0863	3.8696	4.6654	4.2256	3.8996	32.0603		
	S	155.087	125.845	126.229	139.324	147.302	141.613	139.087	148.092	140.361		
28	T	3.7396	3.4411	4.1206	4.0801	3.8337	4.6587	4.2345	3.8792	31.9875		
	S	155.158	126.017	126.416	139.535	148.681	141.817	138.795	148.871	140.680		
29	T	3.7277	3.4701	4.1358	4.0806	3.8217	4.6800	4.2759	3.8949	32.0867		
	S	155.653	124.964	125.951	139.518	149.148	141.171	137.451	148.271	140.245		
30	T	3.7328	3.4575	4.1318	4.0716	3.8263	4.6863	4.2558	3.8832	32.0453		
	S	155.440	125.419	126.073	139.827	148.969	140.982	138.100	148.718	140.426		
31	T	3.7111	3.5141	4.1653	4.0693	3.7815	4.9048	4.3343	3.9249	32.4053		
	S	156.349	123.399	125.059	139.906	150.734	134.701	135.599	147.138	138.866		
32	T	3.7308	3.5402	4.1991	4.0861	3.7895	4.7760	4.3040	3.8786	32.3043		
	S	155.524	122.489	124.053	139.330	150.416	138.334	136.554	148.894	139.300		
33	T	3.6941	3.4862	4.4419	4.3369	5.0452				54.2746		37.0726
	S	157.069	124.387	117.272	131.273	112.979				82.912		105.806

Event: Indy Pro 2000 Oval Challenge of St Louis

Track: World Wide Technology Raceway

Report: Section Data Report

Session: Warmup

Round 7

1.25 mile(s)



Indy Pro 2000 Championship

August 29, 2020

Section Data for Car 83 - Finelli, Charles

Lap	T/SF to T1	T1 to SS1	SS1 to T2	T2 to BS	BS to T3	T3 to SS2	SS2 to T4	T4 to SF	Lap	PO to SF	SF to PI	
1	T	4.8753	4.5406	5.3659	4.8703	4.3783	7.0593	6.0545	4.8078	41.9520	41.1978	
	S	119.014	95.502	97.078	116.896	130.188	93.590	97.073	120.117	107.265	97.131	
2	T	4.7967	4.8751	5.7443	5.0842	4.6120	6.4605	5.1596	4.3593	41.0917		
	S	120.964	88.949	90.683	111.978	123.591	102.265	113.909	132.475	109.511		
3	T	4.2387	3.9943	4.7985	4.5193	4.1935	5.6481	5.0665	4.3924	36.8513		
	S	136.888	108.564	108.557	125.975	135.925	116.974	116.003	131.477	122.112		
4	T	4.2454	3.8592	4.7042	4.5035	4.2009	5.5072	4.6303	4.4999	36.1506		
	S	136.672	112.364	110.733	126.417	135.685	119.967	126.931	128.336	124.479		
5	T	5.9710	6.8641	4.9151	4.4831	4.1521	5.3633	4.5247	4.0540	40.3274		
	S	97.174	63.175	105.981	126.992	137.280	123.186	129.893	142.452	111.587		
6	T	4.1157	3.7897	4.4900	4.2903	4.0421	5.1986	4.3709	3.9953	34.2926		
	S	140.979	114.425	116.015	132.699	141.016	127.088	134.464	144.545	131.224		
7	T	4.0096	3.6699	4.5625	4.3341	4.0378	5.2072	4.4755	4.0284	34.3250		
	S	144.710	118.160	114.172	131.358	141.166	126.879	131.321	143.357	131.100		
8	T	4.0122	3.6574	4.6007	4.3763	4.0567	5.1203	4.3900	4.0072	34.2208		
	S	144.616	118.564	113.224	130.091	140.508	129.032	133.879	144.116	131.499		
9	T	4.1047	3.7698	4.5839	4.3646	4.0680	5.1512	4.5142	4.0405	34.5969		
	S	141.357	115.029	113.639	130.440	140.118	128.258	130.195	142.928	130.069		
10	T	3.9655	3.5847	4.5790	4.3668	4.0886	5.1584	4.4241	4.0206	34.1877		
	S	146.319	120.969	113.760	130.374	139.412	128.079	132.847	143.635	131.626		
11	T	3.9886	3.7006	4.5466	4.3461	4.0668	5.1474	4.4523	4.0516	34.3000		
	S	145.471	117.180	114.571	130.995	140.159	128.353	132.005	142.536	131.195		
12	T	3.9991	3.6491	4.4685	4.3200	4.0460	5.0891	4.3981	4.0325	34.0024		
	S	145.089	118.834	116.574	131.787	140.880	129.823	133.632	143.211	132.344		
13	T	4.0182	3.6536	4.6401	4.4020	4.0937	5.2053	4.4785	4.0659	34.5573		
	S	144.400	118.687	112.262	129.332	139.238	126.925	131.233	142.035	130.219		
14	T	3.9831	3.5684	4.5735	4.3873	4.0770	5.0956	4.4243	4.0334	34.1426		
	S	145.672	121.521	113.897	129.765	139.809	129.657	132.841	143.179	131.800		
15	T	3.9666	3.5987	4.5391	4.3493	4.0697	5.1519	4.4426	4.0318	34.1497		
	S	146.278	120.498	114.760	130.899	140.059	128.240	132.294	143.236	131.773		
16	T	3.9600	3.4923	4.4929	4.3630	4.0618	5.1133	4.4520	4.0398	33.9751		
	S	146.522	124.169	115.941	130.488	140.332	129.208	132.014	142.953	132.450		
17	T	3.9554	3.4339	4.5127	4.3879	4.0779	5.1913	4.4951	4.0689	34.1231		
	S	146.692	126.281	115.432	129.747	139.778	127.267	130.748	141.930	131.875		
18	T	4.0058	3.6459	4.5611	4.3314	4.0362	5.1210	4.4066	4.0298	34.1378		
	S	144.847	118.938	114.207	131.440	141.222	129.014	133.374	143.307	131.819		
19	T	3.9779	3.6110	4.5574	4.3523	4.0446	5.1504	4.4912	4.0484	34.2332		
	S	145.863	120.088	114.300	130.809	140.929	128.278	130.862	142.649	131.451		

Event: Indy Pro 2000 Oval Challenge of St Louis

Track: World Wide Technology Raceway

Report: Section Data Report

Session: Warmup

Round 7

1.25 mile(s)



Indy Pro 2000 Championship

August 29, 2020

Section Data for Car 83 - Finelli, Charles

Lap	T/SF to T1	T1 to SS1	SS1 to T2	T2 to BS	BS to T3	T3 to SS2	SS2 to T4	T4 to SF	Lap	PO to SF	SF to PI
20	T	3.9898	3.6199	4.5086	4.3299	4.0324	5.1223	4.5224	4.0572	34.1825	
	S	145.428	119.792	115.537	131.485	141.355	128.981	129.959	142.340	131.646	
21	T	4.2377	3.8528	4.5555	4.3346	4.0553	5.3277	4.9448	4.2290	35.5374	
	S	136.920	112.551	114.347	131.343	140.557	124.009	118.858	136.557	126.627	
22	T	4.0726	3.7627	5.0582	4.4961	4.0867	5.1517	4.4104	3.9637	35.0021	
	S	142.471	115.246	102.983	126.625	139.477	128.245	133.259	145.697	128.564	
23	T	4.1205	3.7573	4.5382	4.2930	4.1216	5.3932	4.4859	4.0067	34.7164	
	S	140.815	115.412	114.783	132.615	138.296	122.503	131.017	144.134	129.622	
24	T	3.9445	3.6342	4.4532	4.2731	4.2421	5.5917	4.5252	4.0093	34.6733	
	S	147.098	119.321	116.974	133.233	134.367	118.154	129.879	144.040	129.783	
25	T	3.8894	3.4933	4.5703	4.2974	4.0494	5.4038	4.4708	3.9977	34.1721	
	S	149.182	124.134	113.977	132.480	140.762	122.262	131.459	144.458	131.686	
26	T	3.9944	3.6056	4.4097	4.2327	4.1501	5.1446	4.3867	3.9911	33.9149	
	S	145.260	120.267	118.128	134.505	137.346	128.422	133.979	144.697	132.685	
27	T	4.0178	3.6456	4.3637	4.2138	3.9356	4.9674	4.3345	3.9716	33.4500	
	S	144.414	118.948	119.373	135.108	144.832	133.004	135.593	145.407	134.529	
28	T	3.8557	3.4253	4.3385	4.2297	3.9546	5.0064	4.3302	3.9666	33.1070	
	S	150.486	126.598	120.067	134.600	144.136	131.967	135.728	145.591	135.923	
29	T	3.8479	3.3874	4.2713	4.1800	3.9292	4.9688	4.3053	3.9673	32.8572	
	S	150.791	128.015	121.956	136.201	145.068	132.966	136.513	145.565	136.956	
30	T	3.8812	3.4844	4.5226	4.2888	3.9891	5.0000	4.3382	3.9642	33.4685	
	S	149.497	124.451	115.179	132.745	142.889	132.136	135.477	145.679	134.455	
31	T	3.8295	3.3816	4.4038	4.2065	3.9247	4.9536	4.3628	3.9828	33.0453	
	S	151.515	128.234	118.286	135.342	145.234	133.374	134.713	144.998	136.177	
32	T	3.9133	3.4985	4.3174	4.2364	3.9618	5.0091	4.3435	3.9720	33.2520	
	S	148.271	123.949	120.653	134.387	143.874	131.896	135.312	145.393	135.330	
33	T	3.8845	3.5037	4.3208	4.2436	3.9792	5.0593	4.4387	4.0307	33.4605	
	S	149.370	123.765	120.558	134.159	143.245	130.588	132.410	143.275	134.487	
34	T	4.5498	4.9434	5.9636	5.6533	6.4385					54.7872
	S	127.528	87.720	87.348	100.705	88.530					71.595

Event: Indy Pro 2000 Oval Challenge of St Louis

Round 7

Track: World Wide Technology Raceway

1.25 mile(s)



Report: Section Data Report

Indy Pro 2000 Championship

Session: Warmup

August 29, 2020

Section Data for Car 9 - Thompson, Parker

Lap	T/SF to T1	T1 to SS1	SS1 to T2	T2 to BS	BS to T3	T3 to SS2	SS2 to T4	T4 to SF	Lap	PI to PO	PO to SF	SF to PI
1	T	4.3512	3.8161	4.4507	4.2666	3.9738	5.1110	4.4413	4.0475	34.4582		42.1881
	S	133.349	113.633	117.040	133.436	143.440	129.267	132.332	142.681	130.593		94.851
2	T	3.8792	3.6605	4.9766	4.3576	3.9433	5.1492	4.4249	3.9533	34.3446		
	S	149.574	118.464	104.672	130.649	144.549	128.308	132.823	146.080	131.025		
3	T	3.8426	3.6972	4.4620	4.2905	3.9290	5.1257	4.4568	4.0128	33.8166		
	S	150.999	117.288	116.743	132.693	145.075	128.896	131.872	143.914	133.071		
4	T	3.8322	3.6136	4.4532	4.1787	3.8414	5.0877	4.4751	4.0219	33.5038		
	S	151.408	120.001	116.974	136.243	148.383	129.859	131.333	143.589	134.313		
5	T	3.8127	3.5069	4.2782	4.1550	3.8695	4.8812	4.3246	3.9257	32.7538		
	S	152.183	123.652	121.759	137.020	147.306	135.352	135.903	147.108	137.389		
6	T	3.7642	3.4916	4.2694	4.1502	3.8659	5.0394	4.3031	3.8661	32.7499		
	S	154.144	124.194	122.010	137.178	147.443	131.103	136.582	149.375	137.405		
7	T	3.6796	3.4445	4.3105	4.1939	3.8920	4.7942	4.2813	3.9300	32.5260		
	S	157.688	125.892	120.847	135.749	146.454	137.809	137.278	146.947	138.351		
8	T	3.7581	3.3931	4.1521	4.1070	3.8450	4.7512	4.2494	3.8819	32.1378		
	S	154.394	127.799	125.457	138.621	148.244	139.056	138.308	148.767	140.022		
9	T	3.7396	3.4623	4.1959	4.0951	3.8526	4.9437	4.2970	3.8791	32.4653		
	S	155.158	125.245	124.147	139.024	147.952	133.641	136.776	148.875	138.610		
10	T	3.6708	3.3887	4.2833	4.1911	3.8791	4.9065	4.3365	3.9445	32.6005		
	S	158.066	127.965	121.614	135.840	146.941	134.654	135.530	146.406	138.035		
11	T	3.7466	3.3623	4.1479	4.0852	3.8727	4.7514	4.2493	3.9252	32.1406		
	S	154.868	128.970	125.584	139.361	147.184	139.050	138.312	147.126	140.010		
12	T	3.7919	3.4171	4.0965	4.0997	3.9038	4.7529	4.2779	3.9389	32.2787		
	S	153.018	126.902	127.160	138.868	146.012	139.006	137.387	146.615	139.411		
13	T	3.7861	3.3924	4.1016	4.0972	3.8945	4.7010	4.2539	3.9307	32.1574		
	S	153.252	127.826	127.001	138.953	146.360	140.541	138.162	146.920	139.937		
14	T	3.7883	3.3662	4.1047	4.0949	3.8920	4.6772	4.2430	3.9321	32.0984		
	S	153.163	128.821	126.906	139.031	146.454	141.256	138.517	146.868	140.194		
15	T	3.8018	3.3745	4.1005	4.0931	3.8925	4.6997	4.2604	3.9350	32.1575		
	S	152.619	128.504	127.036	139.092	146.435	140.580	137.951	146.760	139.936		
16	T	3.7992	3.3940	4.1690	4.1816	4.3227				49.8398	305.6043	32.9034
	S	152.724	127.766	124.948	136.148	131.862				90.289	3.505	119.213
17	T				4.6468	4.0815	5.1176	4.3078	3.9294	322.4378		33.7699
	S				122.518	139.655	129.100	136.433	146.969	13.956		118.496
18	T	3.7825	3.4778	4.1330	4.0837	3.8405	4.7954	4.2626	3.8766	32.2521		
	S	153.398	124.687	126.037	139.412	148.418	137.774	137.880	148.971	139.526		
19	T	3.7169	3.6632	4.4497	4.1485	3.8370	4.8386	4.2535	3.8740	32.7814		
	S	156.105	118.376	117.066	137.235	148.554	136.544	138.175	149.071	137.273		

Event: Indy Pro 2000 Oval Challenge of St Louis

Round 7

Track: World Wide Technology Raceway

1.25 mile(s)



Report: Section Data Report

Indy Pro 2000 Championship

Session: Warmup

August 29, 2020

Section Data for Car 9 - Thompson, Parker

Lap	T/SF to T1	T1 to SS1	SS1 to T2	T2 to BS	BS to T3	T3 to SS2	SS2 to T4	T4 to SF	Lap	PI to PO	PO to SF	SF to PI
20	T	3.7383	3.5082	4.2706	4.1194	3.8137	4.8358	4.2566	3.8941	32.4367		
	S	155.212	123.607	121.976	138.204	149.461	136.623	138.074	148.301	138.732		
21	T	3.7842	3.4205	4.1019	4.0735	3.8571	4.6767	4.2040	3.8897	32.0076		
	S	153.329	126.776	126.992	139.761	147.779	141.271	139.802	148.469	140.592		
22	T	3.7611	3.3581	4.0698	4.0505	3.8456	4.6597	4.2920	3.9275	31.9643		
	S	154.271	129.131	127.994	140.555	148.221	141.786	136.936	147.040	140.782		
23	T	3.7698	3.3304	4.0460	4.0446	3.8544	4.6705	4.2396	3.9060	31.8613		
	S	153.915	130.205	128.747	140.760	147.883	141.458	138.628	147.849	141.237		
24	T	3.7630	3.3384	4.0764	4.0526	3.8371	4.6538	4.2003	3.8878	31.8094		
	S	154.193	129.893	127.787	140.482	148.550	141.966	139.925	148.542	141.468		
25	T	3.7536	3.3438	4.0578	4.0568	3.8422	4.6623	4.2714	3.9194	31.9073		
	S	154.579	129.684	128.372	140.337	148.353	141.707	137.596	147.344	141.034		
26	T	3.7594	3.3514	4.0744	4.0663	3.8476	4.6551	4.2499	3.9086	31.9127		
	S	154.340	129.390	127.849	140.009	148.144	141.926	138.292	147.751	141.010		
27	T	3.7946	3.5716	4.3313	4.9723	5.7372						39.2260
	S	152.909	121.412	120.266	114.498	99.352						99.997

Event: Indy Pro 2000 Oval Challenge of St Louis

Round 7

Track: World Wide Technology Raceway

1.25 mile(s)



Report: Section Data Report

Indy Pro 2000 Championship






Session: Warmup

August 29, 2020

Section Data for Car

Report Support Information

Section Legend	
Name	Length
SF to T1	0.161174 miles
T1 to SS1	0.120455 miles
SS1 to T2	0.144697 miles
T2 to BS	0.158144 miles
BS to T3	0.158333 miles
T3 to SS2	0.183523 miles
SS2 to T4	0.163258 miles
T4 to SF	0.160417 miles
T1 to T2	0.265152 miles
T2 to T3	0.316477 miles
T3 to T4	0.346780 miles
Lap	1.250000 miles
PI to PO	0.297538 miles
PO to SF	1.111553 miles
SF to PI	1.089583 miles
PO to T2	0.287879 miles
T3 to PI	0.346780 miles
PO to PI	0.951136 miles

Color Legend	
	Fastest Lap
	Section Under Caution
	Section Under Green
	Section Time Data
	Section Speed Data

