

Event: Chris Griffis Memorial OT - Indy Pro 2000

Track: Indianapolis Motor Speedway RC

2.439 mile(s)



Report: Section Data Report

Indy Pro 2000 Championship

Session: Test Session 6

October 20, 2019

Section Data for Car 10 - Denes, Philippe

Lap	T/SF to I1	I1 to I2	I2 to I3A	I3A to I4	I5 to I6	I6 to I8	I8 to SF	Lap	
1	T	6.4050	9.6914	3.8702	17.5875	7.5784	12.8533	12.8557	82.1525
	S	142.857	93.921	100.946	117.387	97.436	97.393	112.649	106.879
2	T	6.0983	9.3218	3.7836	17.3704	7.6147	12.6754	12.7291	80.9060
	S	150.042	97.645	103.257	118.854	96.972	98.760	113.769	108.526
3	T	6.0639	9.4662	3.7962	17.2871	7.4775	12.6494	12.7768	80.7823
	S	150.893	96.156	102.914	119.427	98.751	98.963	113.345	108.692
4	T	6.1083	9.4609	3.7610	17.2793	7.4671	12.5545	12.7841	80.6943
	S	149.796	96.209	103.877	119.481	98.888	99.711	113.280	108.811
5	T	6.1068	9.4085	3.7912	17.3076	7.5202			92.0507
	S	149.833	96.745	103.050	119.285	98.190			95.387
6	T			3.7967	17.2397	7.5724	12.6336	12.7535	292.9697
	S			102.900	119.755	97.513	99.086	113.552	29.970
7	T	6.1269	9.4373	3.7927	17.8960	7.5573	12.6912	12.7309	81.5357
	S	149.341	96.450	103.009	115.364	97.708	98.637	113.753	107.688
8	T	6.1135	9.4588	3.8467	17.6777	7.5255	12.6419	12.7963	81.4040
	S	149.669	96.231	101.563	116.788	98.121	99.021	113.172	107.862
9	T	6.1060	9.5529	3.8256	17.3426	7.5053	12.7511	12.7877	81.2078
	S	149.853	95.283	102.123	119.045	98.385	98.173	113.248	108.123
10	T	6.1133	9.4994	3.8019	17.4087	7.5119			92.5588
	S	149.674	95.819	102.760	118.593	98.299			94.863
11	T			3.9799	17.6094	7.5758	12.6437	12.7776	626.0315
	S			98.164	117.241	97.469	99.007	113.338	14.025
12	T	6.1002	9.4847	3.7816	17.2012	7.4531	12.5494	12.7165	80.7372
	S	149.995	95.968	103.311	120.023	99.074	99.751	113.882	108.753
13	T	6.0589	9.4614	3.7734	17.1011	7.4687	12.4616	12.7033	80.2803
	S	151.018	96.204	103.536	120.726	98.867	100.454	114.000	109.372
14	T	6.0764	9.4262	3.7872	17.1585	7.4060	12.5703	12.7727	80.5214
	S	150.583	96.564	103.158	120.322	99.704	99.585	113.381	109.044
15	T	6.0682	9.4675	3.7728	17.1260	7.4801			91.9954
	S	150.786	96.142	103.552	120.550	98.716			95.444
16	T			3.9088	23.5709	7.4189	12.5400	12.7246	272.0992
	S			99.949	87.589	99.531	99.826	113.810	32.269
17	T	6.0802	9.3431	3.7632	17.3251	7.3937	12.7151	12.7788	80.6472
	S	150.488	97.422	103.816	119.165	99.870	98.451	113.327	108.874
18	T	6.0948	9.4499	3.7294	17.1883	7.4519	12.6588	12.7296	80.6221
	S	150.128	96.321	104.757	120.113	99.090	98.889	113.765	108.908
19	T	6.0941	9.4684	3.7778	17.2092	7.4133	12.6440	12.7369	80.7188
	S	150.145	96.133	103.415	119.968	99.606	99.005	113.700	108.778

Event: Chris Griffis Memorial OT - Indy Pro 2000

Track: Indianapolis Motor Speedway RC

2.439 mile(s)



Report: Section Data Report

Indy Pro 2000 Championship

Session: Test Session 6

October 20, 2019

Section Data for Car 10 - Denes, Philippe

Lap	T/SF to I1	I1 to I2	I2 to I3A	I3A to I4	I5 to I6	I6 to I8	I8 to SF	Lap	
20	T	6.0976	9.4672	3.7602	17.1818	7.4537	12.6582	12.8190	80.7905
	S	150.059	96.145	103.899	120.159	99.066	98.894	112.972	108.681
21	T	6.1232	9.5670	3.8132	17.2745	7.4955			
	S	149.432	95.142	102.455	119.514	98.514			

Event: Chris Griffis Memorial OT - Indy Pro 2000

Track: Indianapolis Motor Speedway RC

2.439 mile(s)



Report: Section Data Report

Indy Pro 2000 Championship

Session: Test Session 6

October 20, 2019

Section Data for Car 12 - Sulaiman, Manuel

Lap	T/SF to I1	I1 to I2	I2 to I3A	I3A to I4	I5 to I6	I6 to I8	I8 to SF	Lap	
1	T		4.1323	18.9981	7.6576	13.0479	12.7383	100.8557	
	S		94.543	108.671	96.428	95.940	113.687	87.059	
2	T	6.2039	9.7793	3.7460	17.4916	7.5608	12.8340	12.7762	81.8504
	S	147.488	93.077	104.293	118.031	97.663	97.539	113.350	107.274
3	T	6.1739	9.6279	3.7456	17.3268	7.5572	12.8538	12.7566	81.5253
	S	148.205	94.541	104.304	119.153	97.709	97.389	113.524	107.702
4	T	6.1554	9.6273	3.7559	17.3670	7.6130	12.7300	12.7120	81.4041
	S	148.650	94.546	104.018	118.877	96.993	98.336	113.922	107.862
5	T	6.1505	9.6816	3.7326	17.3586	7.5381	12.8106	12.8014	81.4797
	S	148.768	94.016	104.667	118.935	97.957	97.717	113.127	107.762
6	T	6.1149	9.5958	3.8159	17.2926	7.5229	12.7569	12.8028	81.3005
	S	149.634	94.857	102.383	119.389	98.155	98.129	113.114	107.999
7	T	6.1184	9.7734	3.7341	17.3429	7.6722	12.7324	12.6959	81.4968
	S	149.549	93.133	104.625	119.043	96.245	98.318	114.067	107.739
8	T	6.1339	9.5227	3.7528	17.4398	7.5889			402.8722
	S	149.171	95.585	104.104	118.381	97.301			21.795
9	T			5.4453	23.2758	8.6718	16.5491	12.9115	114.0234
	S			71.747	88.699	85.151	75.643	112.162	77.005
10	T	6.1873	10.3431	3.8421	17.7782	7.4797	12.7458	12.6328	82.6612
	S	147.884	88.003	101.684	116.128	98.722	98.214	114.637	106.222
11	T	6.1112	9.5549	3.7186	17.1385	7.5004	12.5859	12.6619	80.5705
	S	149.725	95.263	105.062	120.462	98.449	99.462	114.373	108.978
12	T	6.1259	9.5050	3.6733	17.0524	7.4749	12.7010	12.7682	80.4708
	S	149.366	95.763	106.357	121.071	98.785	98.561	113.421	109.113
13	T	6.1314	9.5620	3.6978	17.2120	7.4816	12.7245	12.6474	80.6757
	S	149.232	95.192	105.653	119.948	98.697	98.379	114.504	108.836
14	T	6.0944	9.4455	3.7794	17.2207	7.5270	12.6427	12.6409	80.5629
	S	150.138	96.366	103.371	119.887	98.101	99.015	114.563	108.988
15	T	6.0919	9.5787	3.7192	17.3518	7.5452			191.9886
	S	150.199	95.026	105.045	118.982	97.865			45.734
16	T			3.9693	17.4169	7.4318	13.8053	12.6788	95.9165
	S			98.426	118.537	99.358	90.677	114.221	91.542
17	T	6.1029	9.5619	3.6842	17.2756	7.4796			
	S	149.929	95.193	106.043	119.506	98.723			

Event: Chris Griffis Memorial OT - Indy Pro 2000

Track: Indianapolis Motor Speedway RC

2.439 mile(s)



Report: Section Data Report

Indy Pro 2000 Championship

Session: Test Session 6

October 20, 2019

Section Data for Car 2 - Locke, Parker

Lap	T/SF to I1	I1 to I2	I2 to I3A	I3A to I4	I5 to I6	I6 to I8	I8 to SF	Lap
1	T		4.3473	19.2707	7.8258	13.0612	12.8065	290.8696
	S		89.868	107.134	94.356	95.843	113.082	30.187
2	T	6.1481	9.6333	3.8127	17.5792	7.5679	12.9464	12.7415
	S	148.826	94.488	102.469	117.443	97.571	96.692	113.659
3	T	6.1563	9.5577	3.8438	17.4716	7.6554	12.6457	12.7535
	S	148.628	95.235	101.639	118.166	96.456	98.992	113.552
4	T	6.1236	9.8573	3.8480	17.5097	7.5533	12.7392	12.8885
	S	149.422	92.340	101.529	117.909	97.760	98.265	112.362
5	T	6.1415	9.8326	3.8729	17.4634	7.5909		96.4429
	S	148.986	92.572	100.876	118.221	97.276		91.042
6	T			3.9813	18.2377	7.6390	12.8973	12.7468
	S			98.129	113.202	96.663	97.060	113.611
7	T	6.1598	9.5859	3.7683	17.3944	7.6376	12.6654	12.8008
	S	148.544	94.955	103.676	118.690	96.681	98.838	113.132
8	T	6.1388	9.4266	3.8308	17.4637	7.5827	12.6573	12.8705
	S	149.052	96.559	101.984	118.219	97.381	98.901	112.519
9	T	6.1349	9.6904	3.8529	17.5009	7.5936	13.1897	12.7797
	S	149.147	93.931	101.399	117.968	97.241	94.909	113.319
10	T	6.1471	9.8888	3.7919	17.4568	7.5930		96.9156
	S	148.851	92.046	103.031	118.266	97.249		90.598
11	T			4.0442	18.0387	7.7527	12.9635	12.8933
	S			96.603	114.451	95.245	96.565	112.320
12	T	6.1519	9.5224	3.7829	17.4938	7.6342	12.7160	12.7777
	S	148.735	95.588	103.276	118.016	96.724	98.444	113.337
13	T	6.0955	9.5367	3.7832	17.6925	7.6624	12.9643	12.8325
	S	150.111	95.445	103.268	116.690	96.368	96.559	112.853
14	T	6.0940	9.7380	3.7856	17.6367	7.6056		96.9404
	S	150.148	93.472	103.202	117.060	97.088		90.575
15	T			4.3233	18.7179	7.8271	13.2648	12.7071
	S			90.367	110.298	94.340	94.371	113.966
16	T	6.1271	9.7206	3.7845	17.2277	7.5849	12.8428	12.6883
	S	149.337	93.639	103.232	119.839	97.353	97.472	114.135
17	T	6.0990	9.6454	3.7149	17.1874	7.5429	12.7360	12.6816
	S	150.025	94.369	105.166	120.120	97.895	98.290	114.196
18	T	6.1023	9.4969	3.7447	17.2540	7.5012	12.7402	12.6745
	S	149.943	95.845	104.329	119.656	98.439	98.257	114.259
19	T	6.1026	9.5011	3.7184	17.2547	7.4925	12.6981	12.7948
	S	149.936	95.802	105.067	119.651	98.553	98.583	113.185

Event: Chris Griffis Memorial OT - Indy Pro 2000

Track: Indianapolis Motor Speedway RC

2.439 mile(s)



Report: Section Data Report

Indy Pro 2000 Championship

Session: Test Session 6

October 20, 2019

Section Data for Car 2 - Locke, Parker

Lap	T/SF to I1	I1 to I2	I2 to I3A	I3A to I4	I5 to I6	I6 to I8	I8 to SF	Lap	
20	T	6.1099	9.5316	3.8252	17.3621	7.5119	12.9127	12.6309	81.3327
	S	149.757	95.496	102.134	118.911	98.299	96.945	114.654	107.957
21	T	6.0858	9.6371	3.7839	17.4027	7.5706	12.8211	12.6862	81.5667
	S	150.350	94.450	103.248	118.634	97.536	97.637	114.154	107.647
22	T	6.1029	10.1974	3.9389	17.9386	7.5621			
	S	149.929	89.261	99.186	115.090	97.646			

Event: Chris Griffis Memorial OT - Indy Pro 2000

Track: Indianapolis Motor Speedway RC

2.439 mile(s)



Report: Section Data Report

Indy Pro 2000 Championship

Session: Test Session 6

October 20, 2019

Section Data for Car 28 - Eves, Braden (R)

Lap	T/SF to I1	I1 to I2	I2 to I3A	I3A to I4	I5 to I6	I6 to I8	I8 to SF	Lap	
1	T	6.0803	9.5750	3.7355	17.3749	7.4655	12.6624	12.6202	80.9361
	S	150.486	95.063	104.586	118.823	98.910	98.861	114.751	108.486
2	T	6.0914	9.5401	3.7139	17.1980	7.4842	12.6031	12.5935	80.6192
	S	150.212	95.411	105.194	120.046	98.662	99.326	114.994	108.912
3	T	6.0875	9.4093	3.7403	17.1085	7.4456			97.9142
	S	150.308	96.737	104.452	120.674	99.174			89.674
4	T			3.7328	18.6004	7.5443	12.5739	12.6549	625.9755
	S			104.662	110.995	97.876	99.557	114.436	14.027
5	T	6.0701	9.5029	3.7454	17.1672	7.4156	12.6096	12.6201	80.4640
	S	150.739	95.784	104.310	120.261	99.575	99.275	114.752	109.122
6	T	6.0479	9.5327	3.7485	17.1732	7.4908	12.5927	12.7284	80.6399
	S	151.292	95.485	104.224	120.219	98.575	99.408	113.776	108.884
7	T	6.0655	9.6475	3.7366	17.1742	7.4518	12.5194	12.6329	80.6350
	S	150.853	94.349	104.555	120.212	99.091	99.990	114.636	108.891
8	T	6.0681	9.5089	3.7131	17.2098	7.5013	12.6277	12.6795	80.6885
	S	150.789	95.724	105.217	119.963	98.437	99.133	114.214	108.818
9	T	6.0820	9.5927	3.7266	17.2571	7.4961			93.5399
	S	150.444	94.887	104.836	119.635	98.506			93.868
10	T			3.7872	17.2685	7.5019	12.6867	12.6982	209.6619
	S			103.158	119.556	98.430	98.672	114.046	41.879
11	T	6.1120	9.6122	3.7021	20.4437	8.9145			106.6467
	S	149.705	94.695	105.530	100.987	82.832			82.332
12	T			4.6204	19.9659	9.6426	13.4412	12.6108	411.4864
	S			84.556	103.404	76.578	93.133	114.837	21.338
13	T	6.0689	9.6586	3.6784	17.0670	7.3872	12.5167	12.5133	80.2715
	S	150.769	94.240	106.210	120.967	99.958	100.012	115.731	109.384
14	T	6.0490	9.4467	3.6492	16.9851	7.3727	12.4836	12.4649	79.6856
	S	151.265	96.354	107.060	121.550	100.155	100.277	116.181	110.188
15	T	6.0047	9.3980	3.7187	22.5694	7.3644	12.5587	12.5074	86.2635
	S	152.381	96.853	105.059	91.475	100.267	99.677	115.786	101.786
16	T	6.0471	9.4321	3.6950	16.9863	7.3376	12.4888	12.5651	79.8241
	S	151.312	96.503	105.733	121.542	100.634	100.235	115.254	109.997
17	T	6.0542	9.3971	3.6905	16.9844	7.4042	12.5004	12.5780	79.8802
	S	151.135	96.863	105.861	121.555	99.728	100.142	115.136	109.920
18	T	6.0688	9.4508	3.6949	17.0274	7.4039	12.5515	12.5781	80.0948
	S	150.771	96.312	105.735	121.248	99.732	99.735	115.135	109.625
19	T	6.0572	9.5162	3.6933	17.0920	7.4658			94.8216
	S	151.060	95.650	105.781	120.790	98.906			92.599

Event: Chris Griffis Memorial OT - Indy Pro 2000

Track: Indianapolis Motor Speedway RC

2.439 mile(s)



Report: Section Data Report

Indy Pro 2000 Championship

Session: Test Session 6

October 20, 2019

Section Data for Car 3 - Comeau, Antoine

Lap	T/SF to I1	I1 to I2	I2 to I3A	I3A to I4	I5 to I6	I6 to I8	I8 to SF	Lap	
1	T		4.4719	18.6126	7.8261	13.5477	12.9011	99.5904	
	S		87.364	110.922	94.352	92.401	112.253	88.165	
2	T	6.1900	10.7670	4.0554	17.8119	7.8150	13.2291	12.8382	84.5120
	S	147.819	84.539	96.336	115.908	94.486	94.626	112.803	103.895
3	T	6.1395	9.6794	3.8545	17.4672	7.8409	12.9341	12.7803	82.1381
	S	149.035	94.038	101.357	118.196	94.174	96.784	113.314	106.898
4	T	6.1411	9.5910	3.8639	17.4886	7.7882	12.9262	12.8223	82.0976
	S	148.996	94.904	101.111	118.051	94.811	96.843	112.942	106.951
5	T	6.1626	9.5286	3.8858	17.4957	7.6146	12.9604	12.9240	82.0407
	S	148.476	95.526	100.541	118.003	96.973	96.588	112.054	107.025
6	T	6.1880	10.1070	3.9973	17.5002	7.6376			387.7642
	S	147.867	90.059	97.736	117.973	96.681			22.644
7	T			3.9411	19.6434	7.7732	12.8530	12.8989	98.8098
	S			99.130	105.101	94.994	97.395	112.272	88.862
8	T	6.2178	9.6541	3.9326	17.5163	7.5271	12.8112	12.9302	82.1394
	S	147.158	94.284	99.344	117.864	98.100	97.713	112.000	106.896
9	T	6.1823	9.6202	3.8918	17.5879	7.6131	12.8339	12.8818	82.0586
	S	148.003	94.616	100.386	117.384	96.992	97.540	112.421	107.002
10	T	6.1790	9.6164	3.7932	17.3941	7.6271	12.9421	12.8500	81.8362
	S	148.082	94.654	102.995	118.692	96.814	96.725	112.699	107.292
11	T	6.1764	9.6041	3.8137	17.4466	7.6435	12.8819	12.8704	81.9327
	S	148.145	94.775	102.442	118.335	96.606	97.177	112.520	107.166
12	T	6.1775	9.6322	3.9343	17.4875	7.6145	13.0144	12.9924	82.2662
	S	148.118	94.498	99.301	118.058	96.974	96.187	111.464	106.732
13	T	6.2977	9.6388	3.8128	17.5154	7.8192			278.4601
	S	145.291	94.434	102.466	117.870	94.435			31.532
14	T			3.8488	17.8762	7.7798	12.8622	12.8013	95.8127
	S			101.507	115.491	94.914	97.325	113.128	91.641
15	T	6.1801	9.5568	3.8123	17.3996	7.6096	12.7711	12.9658	81.7094
	S	148.056	95.244	102.479	118.655	97.037	98.020	111.692	107.459
16	T	6.1842	9.5711	3.8194	17.3558	7.7451	12.8994	12.8092	81.6619
	S	147.958	95.102	102.289	118.954	95.339	97.045	113.058	107.521
17	T	6.1541	9.4620	3.8776	17.3661	7.6468			285.7997
	S	148.681	96.198	100.754	118.884	96.564			30.722
18	T			3.8998	18.1598	7.7500	13.0360	12.9987	96.9277
	S			100.180	113.688	95.279	96.028	111.410	90.587
19	T	6.1997	9.6919	3.8306	24.4898	7.6749	12.9388	12.8986	90.0146
	S	147.588	93.916	101.990	84.302	96.211	96.749	112.274	97.544

Event: Chris Griffis Memorial OT - Indy Pro 2000

Track: Indianapolis Motor Speedway RC

2.439 mile(s)



Report: Section Data Report

Indy Pro 2000 Championship

Session: Test Session 6

October 20, 2019

Section Data for Car 3 - Comeau, Antoine

Lap	T/SF to I1	I1 to I2	I2 to I3A	I3A to I4	I5 to I6	I6 to I8	I8 to SF	Lap	
20	T	6.1265	9.5024	3.7833	17.2159	7.4639	12.7464	12.8713	81.0904
	S	149.351	95.789	103.265	119.921	98.931	98.210	112.512	108.279
21	T	6.1301	9.4507	3.8118	17.1454	7.5242	12.8740	12.7763	81.2232
	S	149.263	96.313	102.493	120.414	98.138	97.236	113.349	108.102
22	T	6.1351	9.7156	3.8872	17.2865	7.5513	12.7387	12.8248	81.6462
	S	149.142	93.687	100.505	119.431	97.786	98.269	112.920	107.542
23	T	6.2276	9.5509	3.8046	17.2928	7.4706	12.8613	12.8403	81.5793
	S	146.927	95.303	102.687	119.388	98.842	97.332	112.784	107.630
24	T	6.1926	9.4011	3.8152	17.5526	7.5385	12.8810	12.8571	81.6767
	S	147.757	96.821	102.401	117.620	97.952	97.183	112.637	107.502
25	T	6.1666	10.0984	4.0906	17.9074	7.5637			
	S	148.380	90.136	95.507	115.290	97.625			

Event: Chris Griffis Memorial OT - Indy Pro 2000

Track: Indianapolis Motor Speedway RC

2.439 mile(s)



Report: Section Data Report

Indy Pro 2000 Championship

Session: Test Session 6

October 20, 2019

Section Data for Car 51 - Abel, Jacob

Lap	T/SF to I1	I1 to I2	I2 to I3A	I3A to I4	I5 to I6	I6 to I8	I8 to SF	Lap
1	T		3.8652	17.8367	7.7389	13.1772	12.6937	95.8993
	S		101.077	115.747	95.415	94.999	114.087	91.559
2	T	6.1511	9.7688	3.7637	17.3454	7.5631	12.9693	12.6416
	S	148.754	93.177	103.803	119.026	97.633	96.522	114.557
3	T	6.1083	9.5981	3.7291	17.3156	7.5445	12.8708	12.6728
	S	149.796	94.834	104.766	119.230	97.874	97.260	114.275
4	T	6.1105	9.5728	3.7435	17.3392	7.5811	12.8874	12.6772
	S	149.742	95.085	104.363	119.068	97.401	97.135	114.235
5	T	6.1246	9.5084	3.7400	17.3322	7.5731		210.4421
	S	149.398	95.729	104.460	119.116	97.504		41.724
6	T			4.2126	20.8614	7.9221	13.0367	12.7023
	S			92.741	98.965	93.209	96.023	114.009
7	T	6.1501	9.6614	3.8123	17.2834	7.4548	12.7185	12.6523
	S	148.778	94.213	102.479	119.453	99.051	98.425	114.460
8	T	6.1733	9.5009	3.7324	17.2793	7.4951	12.7670	12.6412
	S	148.219	95.804	104.673	119.481	98.519	98.051	114.560
9	T	6.1582	9.5505	3.7010	17.8033	7.5470	12.8347	12.6776
	S	148.582	95.307	105.561	115.964	97.841	97.534	114.232
10	T	6.1566	9.5810	3.7598	17.3350	7.5537	12.8169	12.7244
	S	148.621	95.003	103.910	119.097	97.755	97.669	113.811
11	T	6.1594	9.5844	3.7539	17.2522	7.4896	12.8407	12.7097
	S	148.553	94.970	104.074	119.669	98.591	97.488	113.943
12	T	6.1502	9.6014	3.7367	17.2925	7.5878		340.8398
	S	148.776	94.802	104.553	119.390	97.315		25.761
13	T			3.6856	17.3103	7.5216	12.8444	12.6980
	S			106.002	119.267	98.172	97.460	114.048
14	T	6.2091	9.5903	3.6886	17.2868	7.4854	12.7670	12.6854
	S	147.364	94.911	105.916	119.429	98.647	98.051	114.161
15	T	6.2058	9.5562	3.7062	17.2885	7.6596	12.9028	12.6692
	S	147.443	95.250	105.413	119.417	96.403	97.019	114.307
16	T	6.2062	9.5859	3.7501	17.2468	7.5543		367.9752
	S	147.433	94.955	104.179	119.706	97.747		23.861
17	T			3.7053	17.3303	7.5039	12.8250	12.6921
	S			105.439	119.129	98.403	97.608	114.101
18	T	6.1596	9.5179	3.7466	17.2414	7.5589	12.7923	12.6153
	S	148.549	95.633	104.276	119.743	97.687	97.857	114.796
19	T	6.1239	9.5171	3.7101	17.2722	7.4577	12.6848	12.6305
	S	149.415	95.641	105.302	119.530	99.013	98.686	114.658

Event: Chris Griffis Memorial OT - Indy Pro 2000

Track: Indianapolis Motor Speedway RC

2.439 mile(s)



Report: Section Data Report

Indy Pro 2000 Championship

Session: Test Session 6

October 20, 2019

Section Data for Car 51 - Abel, Jacob

Lap	T/SF to I1	I1 to I2	I2 to I3A	I3A to I4	I5 to I6	I6 to I8	I8 to SF	Lap	
20	T	6.1730	9.4419	3.6924	17.4256	7.4588	12.7059	12.6191	80.8403
	S	148.226	96.403	105.807	118.478	98.998	98.523	114.761	108.614
21	T	6.1502	9.4519	3.7030	17.4387	7.4964	12.6901	12.6702	80.9105
	S	148.776	96.301	105.504	118.389	98.502	98.645	114.298	108.520
22	T	6.1427	9.6140	3.7306	17.2262	7.4709	12.7308	12.6000	80.8621
	S	148.957	94.677	104.724	119.849	98.838	98.330	114.935	108.585
23	T	6.1636	9.5511	3.6881	17.3386	7.4449	12.7765	12.6576	81.0101
	S	148.452	95.301	105.930	119.072	99.183	97.978	114.412	108.386
24	T	6.1709	9.5491	3.7254	17.2853	7.5101	12.8427	12.6022	81.0791
	S	148.277	95.321	104.870	119.439	98.322	97.473	114.915	108.294
25	T	6.1535	9.9946	3.8408	17.4492	7.4969			
	S	148.696	91.072	101.719	118.317	98.495			

Event: Chris Griffis Memorial OT - Indy Pro 2000

Track: Indianapolis Motor Speedway RC

2.439 mile(s)



Report: Section Data Report

Indy Pro 2000 Championship

Session: Test Session 6

October 20, 2019

Section Data for Car 6 - de la Vara, Moises

Lap	T/SF to I1	I1 to I2	I2 to I3A	I3A to I4	I5 to I6	I6 to I8	I8 to SF	Lap
1	T		4.0366	18.3540	7.6859	13.2182	12.8156	97.9603
	S		96.785	112.485	96.073	94.704	113.001	89.632
2	T	6.1645	9.7981	3.7779	17.3574	7.6217	13.0344	12.6936
	S	148.431	92.898	103.412	118.943	96.882	96.040	114.088
3	T	6.1555	9.7788	3.8012	17.3829	7.5621	12.8697	12.8048
	S	148.648	93.082	102.779	118.769	97.646	97.269	113.097
4	T	6.1598	9.6908	3.7727	17.4030	7.7261	12.9442	12.7997
	S	148.544	93.927	103.555	118.632	95.573	96.709	113.142
5	T	6.1432	9.6292	3.8055	17.2340	7.5309	12.8262	12.8074
	S	148.945	94.528	102.662	119.795	98.051	97.599	113.074
6	T	6.1495	9.6293	3.7763	17.5060	7.5454	12.9160	12.8105
	S	148.793	94.527	103.456	117.934	97.862	96.920	113.046
7	T	6.1773	9.6429	3.8064	17.4624	7.5944	12.9198	12.8028
	S	148.123	94.394	102.638	118.228	97.231	96.891	113.114
8	T	6.1603	9.7115	3.7504	17.4870	7.5611		484.9040
	S	148.532	93.727	104.171	118.062	97.659		18.108
9	T			3.8570	17.6456	7.5457	12.9455	12.7191
	S			101.292	117.001	97.858	96.699	113.859
10	T	6.1530	9.6902	3.8000	17.3359	7.5302	12.8299	12.8432
	S	148.708	93.933	102.811	119.091	98.060	97.570	112.759
11	T	6.1826	9.6786	3.8032	17.4034	7.5319	12.8615	12.7628
	S	147.996	94.045	102.724	118.629	98.038	97.331	113.469
12	T	6.1713	9.6331	3.7590	17.4540	7.5330	12.9494	12.8192
	S	148.267	94.490	103.932	118.285	98.023	96.670	112.970
13	T	6.2009	9.6146	3.7616	17.4275	7.5608		267.1898
	S	147.559	94.671	103.861	118.465	97.663		32.862
14	T			4.8553	22.2206	8.3762	14.4454	12.8903
	S			80.465	92.911	88.156	86.659	112.347
15	T	6.2732	10.1427	3.9014	17.8512	7.4252	12.9899	12.7080
	S	145.859	89.742	100.139	115.653	99.446	96.369	113.958
16	T	6.1721	9.5682	3.7019	17.2976	7.4166	12.6273	12.7490
	S	148.248	95.130	105.535	119.354	99.562	99.136	113.592
17	T	6.1809	9.5018	3.7092	17.1284	7.3925	12.6849	12.7652
	S	148.037	95.795	105.328	120.533	99.886	98.686	113.448
18	T	6.1586	9.5469	3.7071	17.1157	7.4025	12.6633	12.7187
	S	148.573	95.343	105.387	120.623	99.751	98.854	113.862
19	T	6.1342	9.5379	3.7525	17.1794	7.4567	12.7642	12.6988
	S	149.164	95.433	104.112	120.176	99.026	98.073	114.041

Event: Chris Griffis Memorial OT - Indy Pro 2000

Track: Indianapolis Motor Speedway RC

2.439 mile(s)



Report: Section Data Report

Indy Pro 2000 Championship

Session: Test Session 6

October 20, 2019

Section Data for Car 6 - de la Vara, Moises

Lap	T/SF to I1	I1 to I2	I2 to I3A	I3A to I4	I5 to I6	I6 to I8	I8 to SF	Lap	
20	T	6.1313	9.5450	3.7155	17.1736	7.4875	12.8188	12.7431	81.1393
	S	149.234	95.362	105.149	120.216	98.619	97.655	113.644	108.214
21	T	6.1405	9.6386	3.7722	17.2857	7.4159	12.7186	12.8004	81.2573
	S	149.011	94.436	103.569	119.437	99.571	98.424	113.136	108.057
22	T	6.1500	9.7319	3.8934	17.4569	7.4869			182.0947
	S	148.780	93.530	100.345	118.265	98.627			48.219
23	T			3.7468	17.3885	7.4287	12.8224	12.6870	92.4689
	S			104.271	118.731	99.400	97.627	114.147	94.955
24	T	6.1813	9.4879	3.7554	17.3028	7.5237	12.9962	17.2477	86.0551
	S	148.027	95.936	104.032	119.319	98.144	96.322	83.964	102.032
25	T	17.0295							
	S	53.730							

Event: Chris Griffis Memorial OT - Indy Pro 2000

Track: Indianapolis Motor Speedway RC

2.439 mile(s)



Report: Section Data Report

Indy Pro 2000 Championship

Session: Test Session 6

October 20, 2019

Section Data for Car 68 - Hyman, Raoul (R)

Lap	T/SF to I1	I1 to I2	I2 to I3A	I3A to I4	I5 to I6	I6 to I8	I8 to SF	Lap	
1	T		3.9050	17.8428	7.6454	12.8051	12.6610	95.4349	
	S		100.047	115.707	96.582	97.759	114.381	92.004	
2	T	6.1253	9.4151	3.7324	17.2251	7.4147	12.8409	12.6551	80.8872
	S	149.380	96.677	104.673	119.857	99.587	97.487	114.435	108.551
3	T	6.1196	9.4951	3.8050	17.3531	7.4908	12.7057	12.6241	80.8742
	S	149.520	95.863	102.676	118.973	98.575	98.524	114.716	108.569
4	T	6.0979	9.4314	3.7586	17.2483	7.4458	12.7111	12.6711	80.7740
	S	150.052	96.510	103.943	119.696	99.171	98.482	114.290	108.703
5	T	6.0696	9.5035	3.7537	17.2304	7.4857	12.6767	12.6596	80.6996
	S	150.751	95.778	104.079	119.820	98.643	98.750	114.394	108.804
6	T	6.0866	9.5268	4.0527	17.1899	7.6114	13.1483	12.5711	81.5628
	S	150.330	95.544	96.400	120.102	97.014	95.208	115.199	107.652
7	T	6.0841	9.4270	3.7894	17.2187	7.5372	12.7442	12.6684	80.7986
	S	150.392	96.555	103.099	119.901	97.969	98.227	114.315	108.670
8	T	6.0892	9.4256	3.7597	17.3217	7.4947			298.9996
	S	150.266	96.570	103.913	119.188	98.524			29.366
9	T			3.8584	17.2949	7.5472	15.4737	12.6740	96.3300
	S			101.255	119.373	97.839	80.900	114.264	91.149
10	T	6.1275	9.5070	3.7303	17.3144	7.4891	12.7358	12.6941	80.9986
	S	149.327	95.743	104.732	119.239	98.598	98.291	114.083	108.402
11	T	6.0913	9.3703	3.8162	17.2887	7.8202	16.9556	12.5803	85.4293
	S	150.214	97.140	102.375	119.416	94.423	73.829	115.115	102.780
12	T	6.0862	9.4347	3.7654	17.2367	7.5095	12.8022	12.6482	80.8898
	S	150.340	96.477	103.756	119.776	98.330	97.781	114.497	108.548
13	T	6.0823	9.6202	3.7143	17.1207	7.6178	12.8807	12.7370	81.1663
	S	150.437	94.616	105.183	120.588	96.932	97.186	113.699	108.178
14	T	6.0816	9.5470	3.7758	17.3111	7.5174	12.7478	12.7537	81.1818
	S	150.454	95.342	103.470	119.261	98.227	98.199	113.550	108.157
15	T	6.0724	9.5910	3.8039	17.1726	7.5196			458.6580
	S	150.682	94.904	102.706	120.223	98.198			19.144
16	T			3.9567	17.7933	7.5877	12.8871	12.6046	97.0065
	S			98.739	116.029	97.317	97.137	114.893	90.514
17	T	6.1437	9.4902	3.6656	17.0208	7.4186	12.6132	12.5790	80.1791
	S	148.933	95.912	106.581	121.295	99.535	99.247	115.127	109.510
18	T	6.1218	9.4663	3.6874	17.0645	7.3961	12.7937	12.5787	80.3454
	S	149.466	96.154	105.950	120.985	99.838	97.846	115.130	109.283
19	T	6.1026	9.4072	3.7287	17.0777	7.4231	12.6440	12.6079	80.2789
	S	149.936	96.759	104.777	120.891	99.474	99.005	114.863	109.374

Event: Chris Griffis Memorial OT - Indy Pro 2000

Track: Indianapolis Motor Speedway RC

2.439 mile(s)



Report: Section Data Report

Indy Pro 2000 Championship

Session: Test Session 6

October 20, 2019

Section Data for Car 68 - Hyman, Raoul (R)

Lap	T/SF to I1	I1 to I2	I2 to I3A	I3A to I4	I5 to I6	I6 to I8	I8 to SF	Lap	
20	T	6.1140	9.4144	3.7402	17.1430	7.5111	12.7008	12.6654	80.5497
	S	149.657	96.685	104.455	120.431	98.309	98.562	114.342	109.006
21	T	6.0948	9.5165	3.6797	17.0375	7.4483	12.7745	12.6087	80.5435
	S	150.128	95.647	106.172	121.177	99.138	97.994	114.856	109.014
22	T	6.0785	11.8244	4.4893	17.6026	7.6488	14.7118	12.5764	87.7329
	S	150.531	76.979	87.025	117.286	96.539	85.089	115.151	100.081
23	T	6.0995	9.4024	3.7735	17.2317	7.6386	13.3451	12.5501	83.2538
	S	150.012	96.808	103.533	119.811	96.668	93.804	115.392	105.465
24	T	6.1188	9.3714	3.7722	17.0984	7.4156	12.6570	12.5435	80.2709
	S	149.539	97.128	103.569	120.745	99.575	98.903	115.453	109.385
25	T	6.1023	9.3973	3.7184	17.0863	7.4545	12.6816	12.5575	80.3089
	S	149.943	96.861	105.067	120.830	99.055	98.711	115.324	109.333
26	T	6.0905	9.6041	3.9783	17.6351	7.5227			
	S	150.234	94.775	98.203	117.070	98.157			

Event: Chris Griffis Memorial OT - Indy Pro 2000

Track: Indianapolis Motor Speedway RC

2.439 mile(s)



Report: Section Data Report

Indy Pro 2000 Championship

Session: Test Session 6

October 20, 2019

Section Data for Car 7 - Thompson, Parker

Lap	T/SF to I1	I1 to I2	I2 to I3A	I3A to I4	I5 to I6	I6 to I8	I8 to SF	Lap
1	T		4.3177	18.3443	7.6541	13.0449	12.7582	99.0832
	S		90.484	112.544	96.472	95.962	113.510	88.616
2	T	6.0482	9.7310	3.7632	17.1452	8.9691	15.1956	12.7633
	S	151.285	93.539	103.816	120.415	82.328	82.380	113.465
3	T	6.1416	9.5254	3.7274	17.3364	7.4675	12.6656	12.7536
	S	148.984	95.558	104.813	119.087	98.883	98.836	113.551
4	T	6.1059	9.5126	3.7231	17.2356	7.5553	12.7989	12.6682
	S	149.855	95.686	104.935	119.784	97.734	97.807	114.316
5	T	6.0812	9.5697	3.8023	17.3776	7.4790		372.8776
	S	150.464	95.116	102.749	118.805	98.731		23.548
6	T			3.7635	17.4773	7.4988	12.8051	12.6342
	S			103.808	118.127	98.470	97.759	114.624
7	T	6.1364	9.5693	3.7539	17.3378	7.4600	12.8452	12.6531
	S	149.110	95.120	104.074	119.078	98.982	97.454	114.453
8	T	6.1263	10.2469	4.1415	18.7120	7.9957	12.9222	12.7231
	S	149.356	88.830	94.333	110.333	92.351	96.873	113.823
9	T	6.1309	9.5567	3.7412	17.2699	7.4649	12.7674	12.6745
	S	149.244	95.245	104.427	119.546	98.917	98.048	114.259
10	T	6.1094	9.4965	3.7397	17.2498	7.4636	12.6522	12.8040
	S	149.769	95.849	104.469	119.685	98.935	98.941	113.104
11	T	6.1153	9.5102	3.7351	17.3365	7.4818		244.4379
	S	149.625	95.711	104.597	119.087	98.694		35.921
12	T			3.6743	17.5791	7.5067	12.8800	12.6576
	S			106.328	117.443	98.367	97.191	114.412
13	T	6.1956	9.5638	3.7069	17.3843	7.5570	12.7930	12.6579
	S	147.685	95.174	105.393	118.759	97.712	97.852	114.409
14	T	6.1798	9.5805	3.7539	17.2356	7.5462		283.8088
	S	148.063	95.008	104.074	119.784	97.852		30.938
15	T			4.0206	18.3060	7.6626	12.9373	12.7575
	S			97.170	112.780	96.365	96.760	113.516
16	T	6.1909	9.6881	3.7233	17.0896	7.3990	12.7110	12.6602
	S	147.798	93.953	104.929	120.807	99.798	98.483	114.389
17	T	6.1648	9.5298	3.6995	17.2584	7.4272	12.5944	12.7699
	S	148.423	95.514	105.604	119.626	99.420	99.395	113.406
18	T	6.1486	9.5274	3.7078	17.1726	7.4750	12.6430	12.7081
	S	148.814	95.538	105.368	120.223	98.784	99.013	113.957
19	T	6.1400	9.5054	3.9038	17.2595	7.4733		
	S	149.023	95.759	100.077	119.618	98.806		

Event: Chris Griffis Memorial OT - Indy Pro 2000

Track: Indianapolis Motor Speedway RC

2.439 mile(s)



Report: Section Data Report

Indy Pro 2000 Championship

Session: Test Session 6

October 20, 2019

Section Data for Car 8 - Lazier, Flinn (R)

Lap	T/SF to I1	I1 to I2	I2 to I3A	I3A to I4	I5 to I6	I6 to I8	I8 to SF	Lap
1	T		4.2462	18.1331	7.7042	13.0644	12.9396	101.4423
	S		92.007	113.855	95.845	95.819	111.919	86.556
2	T	6.1411	9.6534	3.7800	17.3124	7.5764	12.8619	81.8548
	S	148.996	94.291	103.355	119.252	97.462	97.328	113.175
3	T	6.1165	9.6222	3.7877	17.4723	7.5072	12.8331	81.7316
	S	149.595	94.597	103.145	118.161	98.360	97.546	113.688
4	T	6.0982	9.6182	3.7824	17.4824	7.5917	12.8783	81.6740
	S	150.044	94.636	103.289	118.093	97.265	97.204	114.033
5	T	6.0262	9.7341	3.7776	17.5936	7.6426	12.8115	81.8319
	S	151.837	93.509	103.421	117.346	96.618	97.711	114.036
6	T	6.0810	9.6078	3.7989	17.3092	7.5804	12.8042	81.4689
	S	150.469	94.738	102.841	119.274	97.410	97.766	113.861
7	T	6.0473	9.7425	3.7754	17.5679	7.5754	12.7472	81.8714
	S	151.307	93.429	103.481	117.518	97.475	98.203	113.122
8	T	6.0372	9.8611	3.8276	17.4807	7.5448		197.3001
	S	151.560	92.305	102.070	118.104	97.870		44.503
9	T			3.7076	17.4293	7.5527	12.8253	96.4416
	S			105.373	118.453	97.768	97.605	113.584
10	T	6.1372	9.5666	3.7742	17.4114	7.5990	12.8349	81.5347
	S	149.091	95.146	103.514	118.574	97.172	97.532	114.306
11	T	6.1135	9.5787	3.7629	17.3928	7.5917	12.7587	81.4383
	S	149.669	95.026	103.825	118.701	97.265	98.115	113.833
12	T	6.1187	9.5949	3.7376	17.4116	7.5566	12.7473	81.2975
	S	149.542	94.866	104.527	118.573	97.717	98.203	114.174
13	T	6.1340	9.6076	3.7451	17.3472	7.5915	12.7040	81.3714
	S	149.169	94.740	104.318	119.013	97.268	98.537	113.478
14	T	6.1524	9.6379	3.7053	17.3334	7.5151	12.7199	81.2202
	S	148.722	94.442	105.439	119.108	98.257	98.414	114.161
15	T	6.1594	9.5477	3.7474	17.3371	7.5651		229.1378
	S	148.553	95.335	104.254	119.083	97.607		38.319
16	T			3.7232	17.5408	7.5866	12.7413	95.5341
	S			104.932	117.700	97.331	98.249	113.830
17	T	6.1861	9.5986	3.7104	17.3061	7.6003	12.6684	81.1355
	S	147.912	94.829	105.294	119.296	97.155	98.814	114.434
18	T	6.1434	9.5074	3.8184	17.3369	7.6475		279.9099
	S	148.940	95.739	102.316	119.084	96.556		31.369
19	T			3.7539	17.4586	7.5137	12.6422	96.7375
	S			104.074	118.254	98.275	99.019	113.542

Event: Chris Griffis Memorial OT - Indy Pro 2000

Track: Indianapolis Motor Speedway RC

2.439 mile(s)



Report: Section Data Report

Indy Pro 2000 Championship

Session: Test Session 6

October 20, 2019

Section Data for Car 8 - Lazier, Flinn (R)

Lap	T/SF to I1	I1 to I2	I2 to I3A	I3A to I4	I5 to I6	I6 to I8	I8 to SF	Lap	
20	T	6.1756	9.5633	3.7510	17.2671	7.4806	12.8052	12.6537	81.1451
	S	148.164	95.179	104.154	119.565	98.710	97.759	114.447	108.206
21	T	6.1640	9.5731	3.7576	17.2420	7.5147	12.6826	12.6586	81.0631
	S	148.443	95.082	103.971	119.739	98.262	98.704	114.403	108.316
22	T	6.1433	9.5505	3.7144	17.2214	7.4834	12.6278	12.6587	80.8700
	S	148.943	95.307	105.180	119.883	98.673	99.132	114.402	108.574
23	T	6.1285	9.5289	3.7437	17.2321	7.4872	12.6750	12.6441	80.8012
	S	149.302	95.523	104.357	119.808	98.623	98.763	114.534	108.667
24	T	6.1211	9.5388	3.7014	17.3155	7.4857	12.7064	12.5900	80.8120
	S	149.483	95.424	105.550	119.231	98.643	98.519	115.026	108.652
25	T	6.1197	9.4593	3.7753	17.2256	7.4664	12.6853	12.5624	80.7288
	S	149.517	96.226	103.484	119.853	98.898	98.683	115.279	108.764
26	T	6.1344	9.4829	3.7029	17.2900	7.5203	12.6808	12.5695	80.8642
	S	149.159	95.986	105.507	119.407	98.189	98.718	115.214	108.582
27	T	6.1056	9.4950	3.7006	17.2668	7.4790	12.7079	12.5888	80.7443
	S	149.862	95.864	105.573	119.567	98.731	98.507	115.037	108.743
28	T	6.0952	9.5250	3.7226	17.2629	7.5989			
	S	150.118	95.562	104.949	119.594	97.173			

Event: Chris Griffis Memorial OT - Indy Pro 2000

Track: Indianapolis Motor Speedway RC

2.439 mile(s)



Report: Section Data Report

Indy Pro 2000 Championship

Session: Test Session 6

October 20, 2019

Section Data for Car 9 - Round-Garrido, Matt

Lap	T/SF to I1	I1 to I2	I2 to I3A	I3A to I4	I5 to I6	I6 to I8	I8 to SF	Lap
1	T	6.1394	9.4867	3.7589	17.2925	7.4756	12.5671	80.8281
	S	149.037	95.948	103.935	119.390	98.776	114.039	108.631
2	T	6.1235	9.3938	3.7458	17.1992	7.4988	12.5865	80.4606
	S	149.424	96.897	104.299	120.037	98.470	114.645	109.127
3	T	6.1070	9.3307	3.7685	17.1964	7.5488	12.5652	80.5544
	S	149.828	97.552	103.670	120.057	97.818	113.879	109.000
4	T	6.0889	9.3931	3.7637	17.2147	7.4685	12.6045	80.5062
	S	150.273	96.904	103.803	119.929	98.870	114.007	109.065
5	T	6.0950	9.4716	3.7716	17.5327	7.5039	12.7095	81.1324
	S	150.123	96.101	103.585	117.754	98.403	114.265	108.223
6	T	6.0783	9.5716	3.7824	17.3648	7.5234		93.8712
	S	150.536	95.097	103.289	118.893	98.148		93.537
7	T			3.7501	17.3962	7.4918	12.7313	169.0202
	S			104.179	118.678	98.562	113.827	51.949
8	T	6.1330	9.5009	3.7358	17.3212	7.4616	12.7775	80.9709
	S	149.193	95.804	104.578	119.192	98.961	114.095	108.439
9	T	6.1289	9.4982	3.7618	17.3232	7.4637	12.7432	80.9007
	S	149.293	95.832	103.855	119.178	98.933	114.287	108.533
10	T	6.1328	9.4748	3.7919	17.2941	7.6513	12.8889	81.2510
	S	149.198	96.068	103.031	119.379	96.508	114.360	108.065
11	T	6.1161	9.4681	3.7453	17.2478	7.5176	12.8265	81.0121
	S	149.605	96.136	104.313	119.699	98.224	114.140	108.384
12	T	6.1054	9.5262	3.7336	17.3045	7.5076	12.8306	81.1126
	S	149.867	95.550	104.639	119.307	98.355	114.209	108.250
13	T	6.1150	10.3992	3.8302	17.5128	7.5801		96.1568
	S	149.632	87.529	102.000	117.888	97.414		91.313
14	T			3.8444	17.5613	7.4801	12.7179	229.5412
	S			101.624	117.562	98.716	113.576	38.252
15	T	6.1729	9.6037	3.7411	17.3138	7.5078	12.6857	81.1192
	S	148.229	94.779	104.430	119.243	98.352	114.098	108.241
16	T	6.1599	9.4871	3.7640	17.3294	7.6015	12.8022	81.1518
	S	148.541	95.944	103.794	119.135	97.140	113.963	108.197
17	T	6.1551	9.5571	3.7484	17.3489	7.5110	12.8365	81.2140
	S	148.657	95.241	104.226	119.002	98.310	113.357	108.114
18	T	6.1582	9.5435	3.7443	17.2537	7.4895	12.7616	80.8692
	S	148.582	95.377	104.340	119.658	98.593	114.615	108.575
19	T	6.1426	9.5698	3.7701	17.3163	7.5293		94.3114
	S	148.960	95.115	103.626	119.226	98.071		93.100

Event: Chris Griffis Memorial OT - Indy Pro 2000

Track: Indianapolis Motor Speedway RC

2.439 mile(s)



Report: Section Data Report

Indy Pro 2000 Championship

Session: Test Session 6

October 20, 2019

Section Data for Car 9 - Round-Garrido, Matt

Lap	T/SF to I1	I1 to I2	I2 to I3A	I3A to I4	I5 to I6	I6 to I8	I8 to SF	Lap	
20	T		4.7099	20.9024	7.6181	12.7855	12.6091	307.3447	
	S		82.949	98.771	96.928	97.909	114.852	28.569	
21	T	6.1094	9.3919	3.7275	17.0256	7.4122	12.6925	12.5973	80.4342
	S	149.769	96.916	104.811	121.261	99.621	98.627	114.960	109.163
22	T	6.0928	9.4799	3.7118	17.0655	7.4600	12.6193	12.7610	80.4809
	S	150.177	96.017	105.254	120.978	98.982	99.199	113.485	109.099
23	T	6.0872	9.4044	3.7589	17.1158	7.4080	12.6338	12.6210	80.3006
	S	150.315	96.787	103.935	120.622	99.677	99.085	114.744	109.344
24	T	6.0904	9.5317	3.7634	17.0619	7.4765	12.7060	12.6068	80.5913
	S	150.236	95.495	103.811	121.003	98.764	98.522	114.873	108.950
25	T	6.0846	9.4674	3.7361	17.1759	7.4177	12.7183	12.5633	80.4862
	S	150.380	96.143	104.569	120.200	99.547	98.427	115.271	109.092
26	T	6.0848	9.4936	3.7934	17.3709	8.3514			103.3653
	S	150.375	95.878	102.990	118.851	88.417			84.945

Event: Chris Griffis Memorial OT - Indy Pro 2000

Track: Indianapolis Motor Speedway RC

2.439 mile(s)



Report: Section Data Report

Indy Pro 2000 Championship

Session: Test Session 6

October 20, 2019

Section Data for Car 91 - Ritter, Kellen (R)

Lap	T/SF to I1	I1 to I2	I2 to I3A	I3A to I4	I5 to I6	I6 to I8	I8 to SF	Lap
1	T		4.7966	21.6651	8.6438	14.8656	13.3484	110.2523
	S		81.450	95.294	85.426	84.209	108.491	79.639
2	T	6.3346	10.1186	3.8726	17.4198	7.9488	12.9643	12.8834
	S	144.445	89.956	100.884	118.517	92.896	96.559	112.407
3	T	6.1542	9.5421	3.7831	17.3265	7.5982	12.7262	12.7812
	S	148.679	95.391	103.270	119.155	97.182	98.365	113.306
4	T	6.1410	9.4632	3.8074	17.4471	7.5879	12.7171	12.7900
	S	148.999	96.186	102.611	118.332	97.314	98.436	113.228
5	T	6.1429	9.4659	3.7991	17.4673	7.5903	12.8950	12.7663
	S	148.952	96.159	102.835	118.195	97.283	97.078	113.438
6	T	6.1541	9.6090	3.8786	17.4272	7.5893	12.8601	12.7441
	S	148.681	94.727	100.728	118.467	97.296	97.341	113.635
7	T	6.1391	9.5126	3.8765	17.5689	7.5745	12.7462	12.7886
	S	149.045	95.686	100.782	117.511	97.486	98.211	113.240
8	T	6.1363	9.6460	3.8245	17.6979	7.6930		385.0705
	S	149.113	94.363	102.152	116.655	95.985		22.802
9	T			3.8333	17.5777	7.6914	13.3627	12.7501
	S			101.918	117.453	96.005	93.680	113.582
10	T	6.1607	9.5039	3.8080	17.5693	8.0447	13.1111	12.7006
	S	148.522	95.774	102.595	117.509	91.788	95.478	114.025
11	T	6.1561	9.4708	3.8610	17.3722	7.6412	12.6518	12.8270
	S	148.633	96.109	101.187	118.842	96.635	98.944	112.901
12	T	6.1527	9.4293	3.8479	17.4243	7.6169	12.7464	13.0112
	S	148.715	96.532	101.531	118.487	96.944	98.210	111.303
13	T	6.1737	9.5066	3.8216	17.3410	7.5977	12.6950	12.9704
	S	148.209	95.747	102.230	119.056	97.189	98.607	111.653
14	T	6.1853	9.4876	3.8272	17.4969	7.6055	12.6384	12.9408
	S	147.931	95.939	102.080	117.995	97.089	99.049	111.908
15	T	6.1872	9.4679	3.8738	17.5777	7.6745	12.7403	12.9158
	S	147.886	96.138	100.852	117.453	96.216	98.257	112.125
16	T	6.1810	9.6620	3.8089	17.5783	7.7009	12.7367	12.8484
	S	148.034	94.207	102.571	117.449	95.886	98.284	112.713
17	T	6.1666	9.7181	3.8250	17.5325	7.7050		216.1507
	S	148.380	93.663	102.139	117.755	95.835		40.622
18	T			4.2061	18.3030	7.7972	13.1521	12.9792
	S			92.885	112.798	94.702	95.180	111.577
19	T	6.1966	10.1433	3.8800	17.4323	7.5527	13.7824	12.7367
	S	147.662	89.737	100.691	118.432	97.768	90.827	113.701

Event: Chris Griffis Memorial OT - Indy Pro 2000

Track: Indianapolis Motor Speedway RC

2.439 mile(s)



Report: Section Data Report

Indy Pro 2000 Championship

Session: Test Session 6

October 20, 2019

Section Data for Car 91 - Ritter, Kellen (R)

Lap	T/SF to I1	I1 to I2	I2 to I3A	I3A to I4	I5 to I6	I6 to I8	I8 to SF	Lap
20	T	6.1447	9.4050	3.7565	17.2150	7.5306	12.6169	80.7700
	S	148.909	96.781	104.002	119.927	98.054	99.218	108.709
21	T	6.1339	9.4771	3.7719	17.1325	7.4817	12.5938	80.7707
	S	149.171	96.045	103.577	120.505	98.695	99.400	108.708
22	T	6.1357	9.3673	3.8385	17.2601	7.5030	12.6481	80.9279
	S	149.127	97.171	101.780	119.614	98.415	98.973	108.497
23	T	6.1308	9.3858	3.8137	17.2348	7.5093	12.6433	80.8339
	S	149.246	96.979	102.442	119.789	98.333	99.010	108.623
24	T	6.1360	9.5080	3.7988	17.2036	7.5157	12.6860	81.0043
	S	149.120	95.733	102.843	120.007	98.249	98.677	108.394
25	T	6.1425	9.9914	4.0131	19.8887	8.1117	15.5140	89.6050
	S	148.962	91.101	97.352	103.805	91.030	80.690	97.990
26	T	6.1425	9.5471	3.7989	17.2367	7.4860	12.7088	80.9950
	S	148.962	95.341	102.841	119.776	98.639	98.500	108.407
27	T	6.1273	9.4773	3.7894	17.3239	7.5350	12.6459	81.0949
	S	149.332	96.043	103.099	119.173	97.997	98.990	108.273
28	T	6.6214	11.6481	4.5011	18.6357	8.6987		
	S	138.188	78.144	86.797	110.784	84.887		

Event: Chris Griffis Memorial OT - Indy Pro 2000

Track: Indianapolis Motor Speedway RC

2.439 mile(s)



Report: Section Data Report

Indy Pro 2000 Championship






Session: Test Session 6

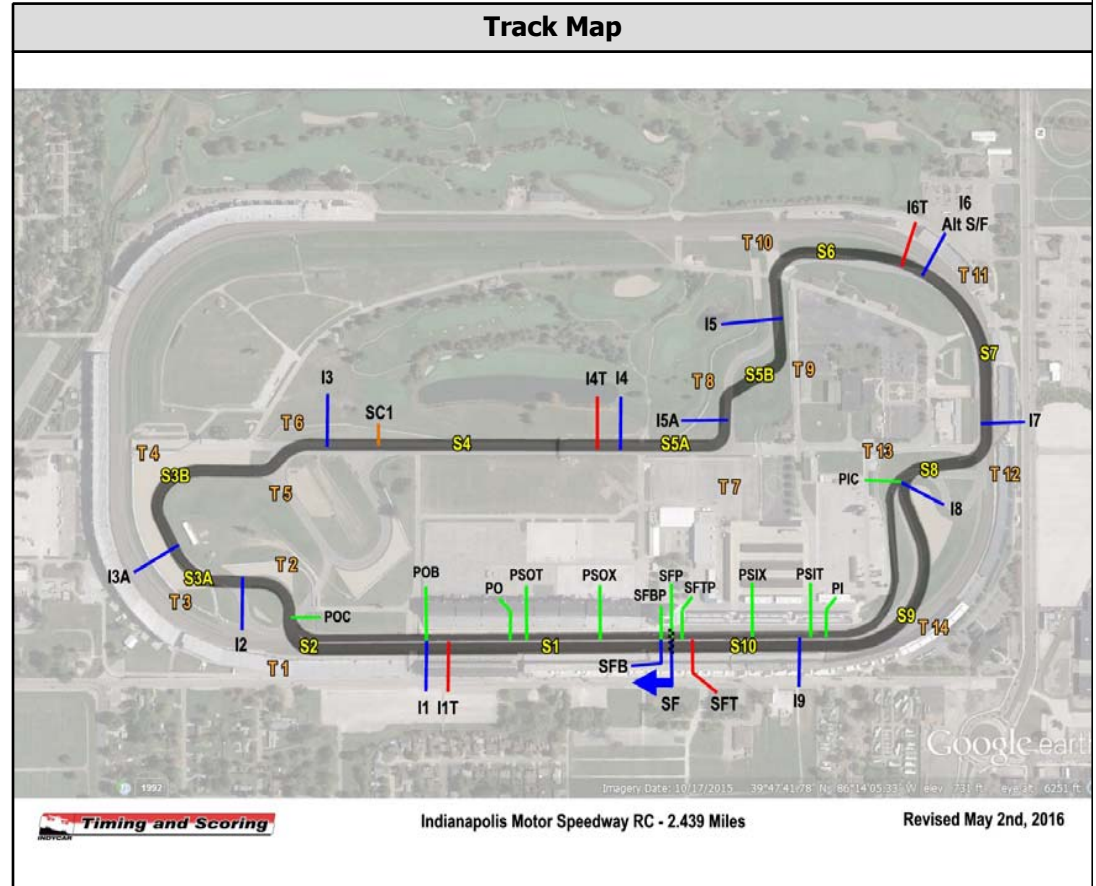
October 20, 2019

Section Data for Car

Report Support Information

Section Legend	
Name	Length
SF to I1	0.254167 miles
I1 to I2	0.252841 miles
I2 to I3A	0.108523 miles
I3A to I3	0.232197 miles
I3A to I4	0.573485 miles
I3 to I4	0.341288 miles
I4 to I5A	0.165720 miles
I5A to I5	0.129167 miles
I5 to I6	0.205114 miles
I6 to I7	0.195265 miles
I6 to I8	0.347727 miles
I7 to I8	0.152462 miles
I8 to I9	0.237879 miles
I8 to SF	0.402273 miles
I9 to SF	0.164394 miles
I2 to I3	0.340720 miles
I4 to I5	0.294886 miles
Lap	2.439000 miles
PI to PO	0.394602 miles
PO to SF	2.239110 miles
SF to PI	2.223106 miles
PO to I2	0.307102 miles
I7 to PI	0.338826 miles

Color Legend	
	Fastest Lap
	Section Under Caution
	Section Under Green
	Section Time Data
	Section Speed Data



Event: Chris Griffis Memorial OT - Indy Pro 2000

Track: Indianapolis Motor Speedway RC

2.439 mile(s)



Report: Section Data Report

Indy Pro 2000 Championship

Session: Test Session 6

October 20, 2019

Section Data for Car

PO to PI	2.023201 miles
----------	----------------