

Event: Chris Griffis Memorial OT - Indy Pro 2000

Track: Indianapolis Motor Speedway RC

2.439 mile(s)



Report: Section Data Report

Indy Pro 2000 Championship

Session: Test Session 5

October 20, 2019

Section Data for Car 10 - Denes, Philippe

Lap	T/SF to I1	I1 to I2	I2 to I3A	I3A to I4	I5 to I6	I6 to I8	I8 to SF	Lap	
1	T	6.3472	9.7016	3.9612	17.6158	7.5857	12.7043	12.8725	82.2309
	S	144.158	93.822	98.627	117.199	97.342	98.535	112.502	106.777
2	T	6.1034	9.4345	3.8844	17.7611	7.5734	12.6940	12.8534	81.9132
	S	149.916	96.479	100.577	116.240	97.500	98.615	112.669	107.192
3	T	6.0643	9.5154	3.8334	17.2789	7.5884	12.6640	12.7633	81.1333
	S	150.883	95.658	101.915	119.484	97.308	98.849	113.465	108.222
4	T	6.0262	9.5075	3.8108	17.2702	7.5257	12.7019	12.8080	81.2616
	S	151.837	95.738	102.520	119.544	98.118	98.554	113.069	108.051
5	T	6.0129	9.6955	3.8043	17.3397	7.6004			92.8137
	S	152.173	93.881	102.695	119.065	97.154			94.602
6	T			3.8200	18.0273	7.4776	12.6682	12.7771	707.1452
	S			102.273	114.523	98.749	98.816	113.342	12.417
7	T	6.1757	9.4985	3.8133	17.4320	7.5401	12.7092	12.7881	81.2904
	S	148.161	95.829	102.452	118.434	97.931	98.497	113.244	108.013
8	T	6.1414	10.1764	3.8191	17.2727	7.4996	12.6471	12.7586	81.7965
	S	148.989	89.445	102.297	119.527	98.460	98.981	113.506	107.344
9	T	6.0472	9.5472	3.8222	17.3428	7.5404	12.7149	12.7742	81.3321
	S	151.310	95.340	102.214	119.043	97.927	98.453	113.368	107.957
10	T	6.0654	9.5099	3.8339	17.2647	7.5672			92.9221
	S	150.856	95.714	101.902	119.582	97.580			94.492
11	T			3.8725	17.5466	7.4926	12.4465	12.7409	220.5890
	S			100.886	117.661	98.552	100.576	113.664	39.804
12	T	6.1374	9.3451	3.7473	17.1547	7.4468	12.4408	12.7072	80.1470
	S	149.086	97.402	104.257	120.349	99.158	100.622	113.965	109.554
13	T	6.1314	9.3649	3.7795	17.1229	7.4250	12.6372	12.7306	80.4214
	S	149.232	97.196	103.369	120.572	99.449	99.058	113.756	109.180
14	T	6.1332	9.4111	3.7647	17.1341	7.4673	12.5646	12.7074	80.3915
	S	149.188	96.718	103.775	120.493	98.886	99.631	113.964	109.221
15	T	6.0990	9.3252	3.8173	17.1393	7.5160			91.4513
	S	150.025	97.609	102.345	120.457	98.245			96.012
16	T			3.7356	17.2027	7.4227	12.4968	12.8370	317.9881
	S			104.583	120.013	99.480	100.171	112.813	27.612
17	T	6.1463	9.3854	3.7876	17.1370	7.4831	12.5064	12.8279	80.3969
	S	148.870	96.983	103.148	120.473	98.677	100.094	112.893	109.213
18	T	6.1399	9.5539	4.0575	18.6581	7.5032			
	S	149.025	95.273	96.286	110.651	98.413			

Event: Chris Griffis Memorial OT - Indy Pro 2000

Track: Indianapolis Motor Speedway RC

2.439 mile(s)



Report: Section Data Report

Indy Pro 2000 Championship

Session: Test Session 5

October 20, 2019

Section Data for Car 12 - Sulaiman, Manuel

Lap	T/SF to I1	I1 to I2	I2 to I3A	I3A to I4	I5 to I6	I6 to I8	I8 to SF	Lap	
1	T		5.7539	21.6941	8.7206	14.9910	15.4816	115.6564	
	S		67.899	95.166	84.674	83.505	93.542	75.918	
2	T	7.0841	12.8749	4.6408	19.9124	8.0591	16.6358	13.1560	95.8604
	S	129.162	70.698	84.184	103.681	91.624	75.248	110.078	91.596
3	T	6.1607	9.8936	3.7925	17.7126	7.4934	12.9829	12.6651	82.5826
	S	148.522	92.002	103.014	116.558	98.541	96.421	114.344	106.323
4	T	6.1269	9.6437	3.7419	17.4190	7.5603	12.7880	12.7127	81.7075
	S	149.341	94.386	104.407	118.523	97.669	97.890	113.916	107.461
5	T	6.1082	9.6289	3.7488	17.3027	7.5220	12.8131	12.7507	81.3881
	S	149.799	94.531	104.215	119.319	98.167	97.698	113.577	107.883
6	T	6.0887	9.6032	3.7584	17.4030	8.0352			548.0764
	S	150.278	94.784	103.949	118.632	91.897			16.020
7	T			4.2644	17.8018	7.5344	12.8826	12.7109	100.1073
	S			91.615	115.974	98.005	97.171	113.932	87.710
8	T	6.1822	9.6609	3.7717	17.3077	7.5475	12.7579	12.7049	81.5326
	S	148.006	94.218	103.582	119.285	97.835	98.121	113.986	107.692
9	T	6.1247	9.5302	3.7356	17.2361	7.4800	12.6557	12.7725	81.0204
	S	149.395	95.510	104.583	119.780	98.718	98.913	113.383	108.373
10	T	6.1170	9.4917	3.7271	17.2476	7.6455	12.7998	12.7366	81.0518
	S	149.583	95.897	104.822	119.700	96.581	97.800	113.702	108.331
11	T	6.1174	9.5414	3.7722	17.2357	7.4796	12.7684	12.7869	81.0585
	S	149.573	95.398	103.569	119.783	98.723	98.040	113.255	108.322
12	T	6.1375	10.1535	4.2675	18.1096	7.6352	12.8132	12.7787	84.6060
	S	149.084	89.647	91.548	114.003	96.711	97.698	113.328	103.780
13	T	6.1309	9.6436	3.7456	17.2999	7.5999			366.0120
	S	149.244	94.387	104.304	119.339	97.160			23.989
14	T			3.8091	17.4734	7.5056	12.7992	12.7542	96.1384
	S			102.565	118.154	98.381	97.804	113.545	91.331
15	T	6.1883	9.6316	3.7319	17.2302	7.4422	12.7724	12.7575	81.1331
	S	147.860	94.504	104.687	119.821	99.219	98.010	113.516	108.222
16	T	6.1378	9.5233	3.7700	17.3231	7.5069	12.7109	12.6580	80.9922
	S	149.076	95.579	103.629	119.179	98.364	98.484	114.408	108.410
17	T	6.1471	9.5647	3.7585	17.2070	7.4831	12.7247	12.7174	80.9868
	S	148.851	95.165	103.946	119.983	98.677	98.377	113.874	108.418
18	T	6.1413	9.5411	3.7473	17.3240	7.4957	12.6890	12.7239	81.0632
	S	148.991	95.401	104.257	119.173	98.511	98.654	113.816	108.315
19	T	6.1591	10.2303	4.0936	18.9250	8.0473			
	S	148.561	88.974	95.437	109.091	91.759			

Event: Chris Griffis Memorial OT - Indy Pro 2000

Track: Indianapolis Motor Speedway RC

2.439 mile(s)



Report: Section Data Report

Indy Pro 2000 Championship

Session: Test Session 5

October 20, 2019

Section Data for Car 18 - McElrea, Hunter (R)

Lap	T/SF to I1	I1 to I2	I2 to I3A	I3A to I4	I5 to I6	I6 to I8	I8 to SF	Lap	
1	T		6.3363	31.7035	12.5662	26.1167	18.2369	141.9960	
	S		61.658	65.120	58.762	47.932	79.409	61.836	
2	T	6.3649	10.8485	3.9585	17.3899	7.7150	12.8340	12.8387	83.7466
	S	143.757	83.904	98.694	118.721	95.711	97.539	112.798	104.845
3	T	6.1060	9.5309	3.8149	17.0649	7.6708	12.7248	12.6380	81.0214
	S	149.853	95.503	102.409	120.982	96.262	98.376	114.589	108.371
4	T	6.0733	9.4171	3.7921	17.1383	7.4710	12.8441	12.7131	80.9466
	S	150.659	96.657	103.025	120.464	98.837	97.463	113.913	108.472
5	T	6.0490	9.6073	3.8174	17.4265	7.5189	12.6884	12.6808	81.2618
	S	151.265	94.743	102.342	118.472	98.207	98.658	114.203	108.051
6	T	6.0750	9.4995	3.7988	17.1826	7.4701	13.1078	12.6660	81.2944
	S	150.617	95.818	102.843	120.153	98.849	95.502	114.336	108.007
7	T	6.0859	9.4700	3.8100	17.2641	7.4690	12.7008	12.6732	81.0301
	S	150.348	96.117	102.541	119.586	98.863	98.562	114.271	108.360
8	T	6.3754	10.5253	5.6858	20.0808	8.3862			543.9830
	S	143.520	86.480	68.712	102.812	88.050			16.141
9	T			3.7797	17.9880	7.5608	12.7575	12.7392	93.9656
	S			103.363	114.773	97.663	98.124	113.679	93.443
10	T	6.2046	9.6305	3.7496	17.2304	7.5226	12.6183	12.6548	80.9960
	S	147.471	94.515	104.193	119.820	98.159	99.207	114.437	108.405
11	T	6.1772	9.4305	3.7715	17.2272	7.4140	12.6464	12.6726	80.6993
	S	148.125	96.520	103.588	119.842	99.597	98.986	114.277	108.804
12	T	6.1711	9.4285	3.7713	17.2948	7.4142	12.5982	12.7334	80.8953
	S	148.272	96.540	103.593	119.374	99.594	99.365	113.731	108.540
13	T	6.1716	9.3885	3.7973	17.2192	7.3900	12.7100	12.7231	80.7638
	S	148.260	96.951	102.884	119.898	99.920	98.491	113.823	108.717
14	T	6.1540	9.6008	3.7965	17.2947	7.4596	12.6656	12.7253	81.0554
	S	148.684	94.807	102.906	119.374	98.988	98.836	113.803	108.326
15	T	6.1400	9.3721	3.8055	17.3050	7.4318	12.7340	12.6763	80.8562
	S	149.023	97.121	102.662	119.303	99.358	98.305	114.243	108.593
16	T	6.1523	9.5694	3.7759	17.3065	7.4145	12.7259	12.6101	80.9976
	S	148.725	95.119	103.467	119.293	99.590	98.368	114.843	108.403
17	T	6.1525	9.4471	3.7777	17.2592	7.4944	12.7925	12.6340	80.9076
	S	148.720	96.350	103.418	119.620	98.528	97.856	114.626	108.524
18	T	6.1498	9.4617	3.7651	17.2972	7.4525	12.7087	12.6467	80.8525
	S	148.785	96.201	103.764	119.357	99.082	98.501	114.511	108.598
19	T	6.1556	9.5945	3.8136	17.5334	7.4755	12.7909	12.6942	81.4513
	S	148.645	94.870	102.444	117.749	98.777	97.868	114.082	107.799

Event: Chris Griffis Memorial OT - Indy Pro 2000

Track: Indianapolis Motor Speedway RC

2.439 mile(s)



Report: Section Data Report

Indy Pro 2000 Championship

Session: Test Session 5

October 20, 2019

Section Data for Car 18 - McElrea, Hunter (R)

Lap	T/SF to I1	I1 to I2	I2 to I3A	I3A to I4	I5 to I6	I6 to I8	I8 to SF	Lap	
20	T	6.1789	9.5177	3.7604	17.2847	7.6215	12.7157	12.6488	81.1549
	S	148.085	95.635	103.894	119.444	96.885	98.447	114.492	108.193
21	T	6.1464	9.4888	3.7904	17.2183	7.4287	12.6628	12.7794	81.0396
	S	148.868	95.926	103.071	119.904	99.400	98.858	113.322	108.347
22	T	6.1643	9.4630	3.8248	17.2578	7.4667	12.7007	12.6397	80.9189
	S	148.435	96.188	102.144	119.630	98.894	98.563	114.574	108.509
23	T	6.1370	9.4754	3.8349	17.2103	7.4486	12.6808	12.6452	80.8355
	S	149.096	96.062	101.875	119.960	99.134	98.718	114.524	108.621
24	T	6.1405	9.5136	3.7869	17.3245	7.5460	12.7298	12.8660	81.2909
	S	149.011	95.676	103.167	119.169	97.854	98.338	112.559	108.012
25	T	6.1886	9.6614	3.8691	17.4531	7.5965			
	S	147.853	94.213	100.975	118.291	97.204			

Event: Chris Griffis Memorial OT - Indy Pro 2000

Track: Indianapolis Motor Speedway RC

2.439 mile(s)



Report: Section Data Report

Indy Pro 2000 Championship

Session: Test Session 5

October 20, 2019

Section Data for Car 19 - Kaminsky, Colin (R)

Lap	T/SF to I1	I1 to I2	I2 to I3A	I3A to I4	I5 to I6	I6 to I8	I8 to SF	Lap
1	T		5.8716	31.5751	11.9903	26.4908	17.4409	141.4805
	S		66.538	65.385	61.584	47.255	83.034	62.061
2	T	6.2476	10.3727	3.9194	17.3528	7.4755	12.7130	82.3203
	S	146.456	87.752	99.679	118.975	98.777	98.468	114.236
3	T	6.2136	9.5708	3.8064	17.1743	7.5137	12.7918	81.1645
	S	147.258	95.105	102.638	120.211	98.275	97.861	114.624
4	T	6.1861	9.5058	3.7939	17.2750	7.5112	12.9801	81.2646
	S	147.912	95.755	102.976	119.511	98.308	96.441	114.512
5	T	6.1594	9.5789	3.7744	17.2654	7.4813	12.7526	81.0715
	S	148.553	95.024	103.508	119.577	98.701	98.162	114.705
6	T	6.1666	9.4810	3.7432	17.3715	7.4291	12.6972	81.0091
	S	148.380	96.005	104.371	118.847	99.394	98.590	114.670
7	T	6.1783	9.4977	3.7548	17.3851	7.4948	12.7500	81.2554
	S	148.099	95.837	104.049	118.754	98.523	98.182	113.768
8	T	6.1803	10.0627	6.5873	19.6386	8.1097		545.9261
	S	148.051	90.456	59.308	105.127	91.053		16.083
9	T			3.8022	17.3081	7.4946	12.6890	93.2042
	S			102.752	119.282	98.525	98.654	114.619
10	T	6.0928	9.8794	3.7607	17.3867	7.4455	12.7812	81.3531
	S	150.177	92.134	103.885	118.743	99.175	97.942	114.850
11	T	6.0948	9.5793	3.7789	17.4446	7.4574	12.7354	81.0618
	S	150.128	95.020	103.385	118.349	99.017	98.294	114.951
12	T	6.1097	9.5344	3.7863	17.2789	7.5411	12.7221	81.2326
	S	149.762	95.468	103.183	119.484	97.918	98.397	114.289
13	T	6.1349	9.5589	3.7823	17.2367	7.4676	12.8106	80.9819
	S	149.147	95.223	103.292	119.776	98.882	97.717	114.535
14	T	6.1192	9.5299	3.7920	17.3321	7.4976	12.7851	81.1401
	S	149.529	95.513	103.028	119.117	98.486	97.912	114.390
15	T	6.1211	9.5725	3.7807	17.3620	7.5590	12.8053	81.2887
	S	149.483	95.088	103.336	118.912	97.686	97.758	114.991
16	T	6.1507	10.5116	3.8814	17.9555	7.5624	12.7606	83.7446
	S	148.764	86.593	100.655	114.981	97.642	98.100	113.953
17	T	6.1745	9.5186	3.8327	17.3825	7.4987	12.8416	81.3922
	S	148.190	95.626	101.934	118.771	98.472	97.481	113.268
18	T	6.1650	9.5334	3.7254	17.3425	7.5320	18.1018	86.6732
	S	148.418	95.478	104.870	119.045	98.036	69.154	112.118
19	T	6.1622	9.6324	3.7639	17.3020	7.5055	12.7417	81.2412
	S	148.486	94.496	103.797	119.324	98.382	98.246	114.504

Event: Chris Griffis Memorial OT - Indy Pro 2000

Track: Indianapolis Motor Speedway RC

2.439 mile(s)



Report: Section Data Report

Indy Pro 2000 Championship

Session: Test Session 5

October 20, 2019

Section Data for Car 19 - Kaminsky, Colin (R)

Lap	T/SF to I1	I1 to I2	I2 to I3A	I3A to I4	I5 to I6	I6 to I8	I8 to SF	Lap	
20	T	6.1552	9.5258	3.7520	17.2601	7.5430	12.7703	12.6400	81.1247
	S	148.655	95.554	104.126	119.614	97.893	98.026	114.571	108.233
21	T	6.1458	9.6598	3.8401	17.2493	7.4672	12.8258	12.5538	81.1336
	S	148.882	94.228	101.737	119.689	98.887	97.602	115.358	108.222
22	T	6.1611	9.5332	3.7887	17.2874	7.5114	12.8759	12.5713	81.1618
	S	148.512	95.480	103.118	119.425	98.305	97.222	115.197	108.184
23	T	6.1616	9.4967	3.7439	17.4097	7.4687	12.8383	12.5923	81.0751
	S	148.500	95.847	104.352	118.586	98.867	97.507	115.005	108.300
24	T	6.1761	9.5302	3.7792	17.8027	7.5075	12.8061	12.5505	81.5373
	S	148.152	95.510	103.377	115.968	98.356	97.752	115.388	107.686
25	T	6.2100	9.4868	3.7718	17.2947	7.4732			
	S	147.343	95.947	103.580	119.374	98.808			

Event: Chris Griffis Memorial OT - Indy Pro 2000

Track: Indianapolis Motor Speedway RC

2.439 mile(s)



Report: Section Data Report

Indy Pro 2000 Championship

Session: Test Session 5

October 20, 2019

Section Data for Car 2 - Locke, Parker

Lap	T/SF to I1	I1 to I2	I2 to I3A	I3A to I4	I5 to I6	I6 to I8	I8 to SF	Lap	
1	T	6.2439	9.9113	3.7876	17.6719	7.5886	12.7734	12.7765	82.3805
	S	146.543	91.837	103.148	116.826	97.305	98.002	113.347	106.583
2	T	6.1770	9.7675	3.7738	17.5452	7.6546	12.8834	12.8614	82.9414
	S	148.130	93.189	103.525	117.670	96.466	97.165	112.599	105.863
3	T	6.0736	9.7555	3.8394	17.5544	7.7750	12.9521	12.8143	82.5175
	S	150.652	93.304	101.756	117.608	94.972	96.650	113.013	106.407
4	T	6.0871	9.5528	3.8542	17.4411	7.6953	12.8888	12.7423	81.8882
	S	150.318	95.284	101.365	118.372	95.956	97.124	113.652	107.224
5	T	6.0906	10.7372	4.0421	17.6530	7.6451			95.7837
	S	150.232	84.773	96.653	116.952	96.586			91.669
6	T			3.9800	19.2540	7.8318	13.3187	12.8424	708.0438
	S			98.161	107.227	94.283	93.990	112.766	12.401
7	T	6.1315	10.1680	3.8504	17.3557	7.6617	12.9180	12.7404	82.3350
	S	149.229	89.519	101.465	118.955	96.377	96.905	113.668	106.642
8	T	6.1016	9.5980	3.7774	17.3849	7.5091	12.7119	12.7454	81.3639
	S	149.961	94.835	103.426	118.755	98.335	98.476	113.624	107.915
9	T	6.1084	9.5491	3.8068	17.4559	7.5372	12.7035	12.7292	81.4756
	S	149.794	95.321	102.627	118.272	97.969	98.541	113.768	107.767
10	T	6.1140	9.5252	3.8168	17.3259	7.6072	12.6469	12.8407	81.3278
	S	149.657	95.560	102.358	119.159	97.067	98.982	112.781	107.963
11	T	6.1062	9.5759	3.7594	17.6019	7.6496	12.8604	12.6930	81.7554
	S	149.848	95.054	103.921	117.291	96.529	97.339	114.093	107.398
12	T	6.1413	9.6158	3.7812	17.3787	7.6233	12.6763	12.8468	81.5794
	S	148.991	94.660	103.322	118.797	96.862	98.753	112.727	107.630
13	T	6.1632	9.5911	3.8190	17.4643	7.6174			96.3492
	S	148.462	94.903	102.300	118.215	96.937			91.131
14	T			3.9802	18.0383	7.5981	12.7476	12.7678	299.1775
	S			98.156	114.453	97.183	98.200	113.425	29.348
15	T	6.1897	9.6635	3.7752	17.3400	7.4968	12.6513	12.7633	81.4430
	S	147.826	94.192	103.486	119.063	98.497	98.948	113.465	107.810
16	T	6.1682	9.6826	3.7460	17.3593	7.5922	12.6854	12.7556	81.4620
	S	148.341	94.006	104.293	118.930	97.259	98.682	113.533	107.785
17	T	6.1785	9.6263	3.7980	17.4428	7.5641	12.6354	12.7955	81.4333
	S	148.094	94.556	102.865	118.361	97.620	99.072	113.179	107.823
18	T	6.1642	9.5915	3.8016	17.3477	7.5588	12.7317	12.7667	81.4273
	S	148.438	94.899	102.768	119.010	97.689	98.323	113.434	107.831
19	T	6.1634	9.6310	3.8559	17.5914	7.5776	12.7073	12.8735	81.9510
	S	148.457	94.510	101.321	117.361	97.446	98.512	112.493	107.142

Event: Chris Griffis Memorial OT - Indy Pro 2000

Track: Indianapolis Motor Speedway RC

2.439 mile(s)



Report: Section Data Report

Indy Pro 2000 Championship

Session: Test Session 5

October 20, 2019

Section Data for Car 2 - Locke, Parker

Lap	T/SF to I1	I1 to I2	I2 to I3A	I3A to I4	I5 to I6	I6 to I8	I8 to SF	Lap
20	T	6.1715	10.8438	4.4017	19.6458	8.3335		
	S	148.262	83.940	88.757	105.088	88.607		

Event: Chris Griffis Memorial OT - Indy Pro 2000

Track: Indianapolis Motor Speedway RC

2.439 mile(s)



Report: Section Data Report

Indy Pro 2000 Championship

Session: Test Session 5

October 20, 2019

Section Data for Car 28 - Eves, Braden (R)

Lap	T/SF to I1	I1 to I2	I2 to I3A	I3A to I4	I5 to I6	I6 to I8	I8 to SF	Lap	
1	T	6.1391	9.7751	3.7863	17.2402	7.5164	12.6406	12.6269	81.3317
	S	149.045	93.117	103.183	119.752	98.240	99.032	114.690	107.958
2	T	6.0684	9.6226	3.7357	17.0791	7.5134	12.5547	12.5616	80.5871
	S	150.781	94.593	104.581	120.881	98.279	99.709	115.286	108.955
3	T	6.0184	9.5327	3.7093	17.2122	7.4876	12.6466	12.5710	80.6359
	S	152.034	95.485	105.325	119.947	98.618	98.985	115.200	108.889
4	T	5.9713	9.7118	3.7944	17.1392	7.5916	12.7555	12.5425	81.2182
	S	153.233	93.724	102.963	120.458	97.267	98.139	115.462	108.109
5	T	5.9470	10.0983	3.8697	17.4190	10.3860	15.5481	12.6101	88.4010
	S	153.859	90.137	100.959	118.523	71.097	80.513	114.843	99.325
6	T	6.0534	9.6309	3.6956	17.0837	7.5001	12.6093	12.5558	80.5929
	S	151.155	94.511	105.715	120.849	98.453	99.277	115.340	108.948
7	T	6.0294	9.5227	3.7660	17.2215	7.8718			101.8580
	S	151.756	95.585	103.739	119.882	93.804			86.202
8	T			3.7337	17.9969	7.4964	12.6942	12.6325	525.8401
	S			104.637	114.717	98.502	98.613	114.639	16.698
9	T	6.0489	9.6604	3.7716	17.1546	7.5527	12.6844	12.5541	80.9871
	S	151.267	94.223	103.585	120.349	97.768	98.690	115.355	108.417
10	T	5.9850	9.7457	3.7601	17.1881	7.4772	12.5947	12.6145	80.7137
	S	152.882	93.398	103.902	120.115	98.755	99.392	114.803	108.785
11	T	6.1049	9.5475	3.7131	17.0951	7.4912	12.6684	12.6387	80.6756
	S	149.880	95.337	105.217	120.768	98.570	98.814	114.583	108.836
12	T	6.1032	9.5461	3.7285	17.1110	7.4701	12.5843	12.6114	80.5847
	S	149.921	95.351	104.783	120.656	98.849	99.475	114.831	108.959
13	T	6.0986	9.4952	3.7287	17.1077	7.4919	12.5806	12.6076	80.5078
	S	150.034	95.862	104.777	120.679	98.561	99.504	114.866	109.063
14	T	6.0818	9.5946	3.7437	17.1416	7.5148			93.3271
	S	150.449	94.869	104.357	120.441	98.261			94.082
15	T			4.1570	18.5590	7.7487	13.0638	12.5519	211.3918
	S			93.982	111.242	95.295	95.823	115.376	41.536
16	T	6.0680	9.6557	3.7150	17.0254	7.3898	12.6386	12.5425	80.4302
	S	150.791	94.268	105.163	121.263	99.923	99.047	115.462	109.168
17	T	6.0774	9.4865	3.6566	16.9212	7.3841	12.4549	12.5266	79.6822
	S	150.558	95.950	106.843	122.009	100.000	100.508	115.609	110.193
18	T	6.0762	9.3883	3.6711	16.9837	7.3624	12.4394	12.5001	79.6752
	S	150.588	96.953	106.421	121.560	100.295	100.633	115.854	110.202
19	T	6.0395	9.4595	3.7333	16.9816	7.4105	12.5243	12.5466	79.9000
	S	151.503	96.224	104.648	121.575	99.644	99.951	115.424	109.892

Event: Chris Griffis Memorial OT - Indy Pro 2000

Track: Indianapolis Motor Speedway RC

2.439 mile(s)



Report: Section Data Report

Indy Pro 2000 Championship

Session: Test Session 5

October 20, 2019

Section Data for Car 28 - Eves, Braden (R)

Lap	T/SF to I1	I1 to I2	I2 to I3A	I3A to I4	I5 to I6	I6 to I8	I8 to SF	Lap	
20	T	6.0442	9.4414	3.7132	17.0093	7.4072	12.4634	12.6052	79.9782
	S	151.385	96.408	105.214	121.377	99.688	100.440	114.888	109.785
21	T	6.0508	9.5205	3.6914	16.9785	7.4263			92.2640
	S	151.220	95.607	105.836	121.598	99.432			95.166

Event: Chris Griffis Memorial OT - Indy Pro 2000

Track: Indianapolis Motor Speedway RC

2.439 mile(s)



Report: Section Data Report

Indy Pro 2000 Championship

Session: Test Session 5

October 20, 2019

Section Data for Car 3 - Comeau, Antoine

Lap	T/SF to I1	I1 to I2	I2 to I3A	I3A to I4	I5 to I6	I6 to I8	I8 to SF	Lap
1	T		4.1755	19.7035	7.9276	13.2400	13.2041	102.0294
	S		93.565	104.781	93.144	94.548	109.677	86.058
2	T	6.3121	10.0135	3.9227	17.4017	7.9724	12.9170	83.0875
	S	144.960	90.900	99.595	118.640	92.621	96.912	113.557
3	T	6.1136	9.8321	3.8784	17.5444	7.6502	12.8901	82.4918
	S	149.666	92.577	100.733	117.675	96.522	97.115	111.690
4	T	6.1986	9.6883	3.8503	17.6451	7.7294	12.9000	82.4024
	S	147.614	93.951	101.468	117.004	95.533	97.040	112.341
5	T	6.1791	9.6782	3.8652	17.4291	8.0059	12.9878	82.7066
	S	148.080	94.049	101.077	118.454	92.233	96.384	111.475
6	T	6.1708	9.7304	3.8535	18.8023	8.0274		645.3060
	S	148.279	93.545	101.384	109.803	91.986		13.607
7	T			4.0807	18.4959	7.8330	13.5258	99.7518
	S			95.739	111.622	94.269	92.550	102.069
8	T	6.4381	9.8411	3.8521	17.4109	7.5840	12.8517	82.5917
	S	142.123	92.492	101.420	118.578	97.364	97.405	111.520
9	T	6.2302	9.5804	3.7991	17.3264	7.7242	12.9690	82.0475
	S	146.865	95.009	102.835	119.156	95.597	96.524	112.430
10	T	6.1921	9.6906	3.8586	17.3959	7.5577	12.9917	82.1445
	S	147.769	93.929	101.250	118.680	97.703	96.355	112.032
11	T	6.2707	9.5815	3.8860	17.4528	7.5872	12.8755	82.0364
	S	145.917	94.998	100.536	118.293	97.323	97.225	112.050
12	T	6.2281	9.8006	3.8321	17.6358	7.6934		353.2880
	S	146.915	92.875	101.950	117.066	95.980		24.853
13	T			3.8562	18.0733	7.5315	12.7049	96.2155
	S			101.313	114.232	98.043	98.530	113.105
14	T	6.1879	9.5104	3.8111	17.4907	7.6754	12.7172	81.6441
	S	147.869	95.709	102.512	118.037	96.205	98.435	111.627
15	T	6.2169	9.5438	3.9233	17.3666	7.6954		184.0436
	S	147.179	95.374	99.580	118.880	95.955		47.708
16	T			3.9949	18.5467	7.9110	13.0161	97.0683
	S			97.795	111.316	93.340	96.175	111.647
17	T	6.3041	9.6697	3.8470	17.3554	7.5365	12.6899	81.8769
	S	145.144	94.132	101.555	118.957	97.978	98.647	111.315
18	T	6.2898	9.5484	3.8514	17.3847	7.5433		
	S	145.474	95.328	101.439	118.756	97.889		

Event: Chris Griffis Memorial OT - Indy Pro 2000

Track: Indianapolis Motor Speedway RC

2.439 mile(s)



Report: Section Data Report

Indy Pro 2000 Championship

Session: Test Session 5

October 20, 2019

Section Data for Car 5 - Petrov, Artem

Lap	T/SF to I1	I1 to I2	I2 to I3A	I3A to I4	I5 to I6	I6 to I8	I8 to SF	Lap	
1	T	6.0662	9.7267	3.8366	17.2056	7.5060	12.8546	12.6244	81.3423
	S	150.836	93.580	101.830	119.993	98.376	97.383	114.713	107.944
2	T	6.0850	9.6551	3.7429	17.9546	7.5303	12.8086	12.5779	82.0065
	S	150.370	94.274	104.379	114.987	98.058	97.733	115.137	107.070
3	T	6.0928	9.5541	3.6918	17.3682	7.5299	14.2971	13.4689	83.7131
	S	150.177	95.271	105.824	118.869	98.064	87.557	107.520	104.887
4	T	6.0159	9.8540	3.7423	17.4507	7.5137	12.7962	12.6132	81.6214
	S	152.097	92.371	104.396	118.307	98.275	97.827	114.815	107.575
5	T	6.0762	9.5495	3.7175	17.3369	7.5097	12.7434	12.6720	81.2723
	S	150.588	95.317	105.093	119.084	98.327	98.233	114.282	108.037
6	T	6.0391	9.6490	3.7264	17.2849	7.5479	12.9099	12.5374	81.2858
	S	151.513	94.334	104.842	119.442	97.830	96.966	115.509	108.019
7	T	6.0422	9.8988	3.7429	17.4828	8.0352			101.5435
	S	151.435	91.953	104.379	118.090	91.897			86.469
8	T			3.8010	17.5832	7.6457	12.7562	12.5725	524.9081
	S			102.784	117.416	96.578	98.134	115.186	16.727
9	T	6.0818	9.6321	3.7282	17.2257	7.5744	12.7311	12.9886	81.5011
	S	150.449	94.499	104.791	119.853	97.487	98.328	111.496	107.734
10	T	6.0855	9.6982	3.7427	17.2662	7.5248	12.8390	12.5846	81.3428
	S	150.357	93.855	104.385	119.572	98.130	97.501	115.076	107.943
11	T	6.0505	9.5193	3.7601	17.1834	7.5349	12.8273	12.6448	81.0068
	S	151.227	95.619	103.902	120.148	97.999	97.590	114.528	108.391
12	T	6.0452	9.5917	3.7204	17.3061	7.5718	12.7869	12.6078	81.1024
	S	151.360	94.897	105.011	119.296	97.521	97.898	114.864	108.263
13	T	6.0892	9.5802	3.7275	17.3112	7.5547			94.4789
	S	150.266	95.011	104.811	119.261	97.742			92.935
14	T			4.0962	19.5242	7.9028	14.3381	12.6072	261.9336
	S			95.377	105.743	93.436	87.307	114.869	33.521
15	T	6.1596	10.4670	3.7614	17.2920	7.4385	12.7034	12.4673	82.0377
	S	148.549	86.962	103.866	119.393	99.269	98.542	116.158	107.029
16	T	6.1082	9.5366	3.7127	17.0690	7.3545	12.5509	12.5431	80.1739
	S	149.799	95.446	105.228	120.953	100.402	99.739	115.456	109.517
17	T	6.1202	9.4862	3.6720	17.1613	7.4822	12.6162	12.5652	80.4120
	S	149.505	95.953	106.395	120.302	98.689	99.223	115.253	109.193
18	T	6.1123	9.4796	3.7039	17.1183	7.3941	12.8652	12.5746	80.4429
	S	149.698	96.020	105.479	120.605	99.865	97.303	115.167	109.151
19	T	6.1174	9.5715	3.7438	17.0134	8.4798	13.8648	12.4440	83.7161
	S	149.573	95.098	104.354	121.348	87.079	90.288	116.376	104.883

Event: Chris Griffis Memorial OT - Indy Pro 2000

Track: Indianapolis Motor Speedway RC

2.439 mile(s)



Report: Section Data Report

Indy Pro 2000 Championship

Session: Test Session 5

October 20, 2019

Section Data for Car 5 - Petrov, Artem

Lap	T/SF to I1	I1 to I2	I2 to I3A	I3A to I4	I5 to I6	I6 to I8	I8 to SF	Lap	
20	T	6.0707	9.5636	3.6930	17.0839	7.4450	12.6251	12.5712	80.3603
	S	150.724	95.176	105.790	120.847	99.182	99.153	115.198	109.263
21	T	6.0658	9.5536	3.7161					
	S	150.846	95.276	105.132					

Event: Chris Griffis Memorial OT - Indy Pro 2000

Track: Indianapolis Motor Speedway RC

2.439 mile(s)



Report: Section Data Report

Indy Pro 2000 Championship

Session: Test Session 5

October 20, 2019

Section Data for Car 51 - Abel, Jacob

Lap	T/SF to I1	I1 to I2	I2 to I3A	I3A to I4	I5 to I6	I6 to I8	I8 to SF	Lap
1	T		3.9230	17.7321	7.8355	13.1778	12.7521	98.3087
	S		99.588	116.430	94.239	94.994	113.564	89.315
2	T	6.1602	9.8361	3.7734	17.2833	7.6040	12.9413	82.3076
	S	148.534	92.539	103.536	119.453	97.108	96.730	114.056
3	T	6.1026	9.6533	3.7611	17.1674	7.5638	12.8166	81.4006
	S	149.936	94.292	103.874	120.260	97.624	97.672	114.012
4	T	6.0142	9.7183	3.7881	21.4938	7.6106	12.8882	87.3528
	S	152.140	93.661	103.134	96.053	97.024	97.129	114.146
5	T	6.1391	9.6042	3.7362	17.4725	7.5321	12.7487	81.3952
	S	149.045	94.774	104.567	118.160	98.035	98.192	114.115
6	T	6.1056	9.7289	3.7611	17.2499	7.5716	12.8530	81.7024
	S	149.862	93.559	103.874	119.684	97.524	97.395	113.926
7	T	6.1624	9.5123	3.7435	17.3853	7.5296	12.8293	81.3981
	S	148.481	95.690	104.363	118.752	98.068	97.575	114.129
8	T	6.1831	9.6134	3.7373	17.3095	7.5342		538.0612
	S	147.984	94.683	104.536	119.272	98.008		16.319
9	T			3.7232	17.5349	7.7851	13.3355	95.5868
	S			104.932	117.739	94.849	93.871	114.279
10	T	6.0494	9.8934	3.8076	17.2531	7.4678	12.7803	81.3725
	S	151.255	92.003	102.606	119.662	98.879	97.949	114.409
11	T	6.1159	9.5595	3.7249	17.2449	7.4975	12.8368	81.2172
	S	149.610	95.217	104.884	119.719	98.487	97.518	114.560
12	T	6.1274	9.4998	3.7342	17.2492	7.4864	12.7715	81.0574
	S	149.329	95.815	104.623	119.689	98.633	98.017	114.081
13	T	6.1300	9.5504	3.7442	17.2798	7.5233	12.8575	81.2208
	S	149.266	95.308	104.343	119.477	98.150	97.361	114.039
14	T	6.1352	9.5278	3.7761	17.2577	7.5410		782.7956
	S	149.139	95.534	103.462	119.630	97.919		11.217
15	T			3.6895	17.2770	7.5191	12.8655	93.4246
	S			105.890	119.497	98.204	97.300	114.324
16	T	6.2001	9.5446	3.7178	17.3147	7.4577	12.6346	81.0580
	S	147.578	95.366	105.084	119.237	99.013	99.079	114.220
17	T	6.1996	9.5265	3.7949	17.7042	7.5259		
	S	147.590	95.547	102.949	116.613	98.116		

Event: Chris Griffis Memorial OT - Indy Pro 2000

Track: Indianapolis Motor Speedway RC

2.439 mile(s)



Report: Section Data Report

Indy Pro 2000 Championship

Session: Test Session 5

October 20, 2019

Section Data for Car 6 - de la Vara, Moises

Lap	T/SF to I1	I1 to I2	I2 to I3A	I3A to I4	I5 to I6	I6 to I8	I8 to SF	Lap
1	T		4.1067	19.1936	7.7866	13.3415	12.9317	102.7389
	S		95.133	107.564	94.831	93.829	111.987	85.463
2	T	6.2380	9.8817	3.8323	17.3542	7.5053	12.8743	12.7143
	S	146.682	92.112	101.944	118.965	98.385	97.234	113.902
3	T	6.1987	9.6727	3.7561	17.4971	7.5852	12.8390	12.8293
	S	147.612	94.103	104.013	117.994	97.349	97.501	112.881
4	T	6.2026	9.5917	3.7967	17.3653	7.6177	12.8360	12.8119
	S	147.519	94.897	102.900	118.889	96.933	97.524	113.034
5	T	6.1910	9.7742	3.7902	17.4765	8.0562		486.3070
	S	147.795	93.126	103.077	118.133	91.657		18.955
6	T			4.1088	18.4541	7.7528	13.0635	12.7412
	S			95.084	111.875	95.244	95.826	113.661
7	T	6.1204	10.0073	3.7922	17.4530	7.4882	12.9446	12.7582
	S	149.500	90.956	103.022	118.292	98.610	96.706	113.510
8	T	6.1626	9.7174	3.8216	17.3566	7.4959	13.0757	12.8612
	S	148.476	93.670	102.230	118.949	98.508	95.736	112.601
9	T	6.1837	9.7521	3.8007	17.4400	7.5942		231.0829
	S	147.970	93.337	102.792	118.380	97.233		37.997
10	T			3.8156	17.6192	7.5048	12.8124	12.7888
	S			102.391	117.176	98.392	97.704	113.238
11	T	6.2128	9.6907	3.7533	17.5056	7.6459	12.8173	12.9024
	S	147.277	93.928	104.090	117.936	96.576	97.666	112.241
12	T	6.2307	9.7595	3.8368	17.4360	7.6225	12.9435	12.7908
	S	146.853	93.266	101.825	118.407	96.872	96.714	113.221
13	T	6.2350	9.7304	3.7851	17.4748	7.5375		173.0185
	S	146.752	93.545	103.216	118.144	97.965		50.748
14	T			3.8281	17.5985	7.4899	12.9756	12.8260
	S			102.056	117.314	98.587	96.475	112.910
15	T	6.2361	9.6964	3.7754	17.3150	7.4758	12.9187	12.8072
	S	146.726	93.873	103.481	119.235	98.773	96.900	113.076
16	T	6.2167	9.6821	3.8423	17.4251	7.6124	12.8363	12.7792
	S	147.184	94.011	101.679	118.481	97.001	97.522	113.323
17	T	6.1634	9.6635	3.7890	17.3093	7.6092	12.8510	12.7140
	S	148.457	94.192	103.109	119.274	97.042	97.410	113.905
18	T	6.1640	9.6773	3.7894	17.3389	7.5192	12.8665	12.8270
	S	148.443	94.058	103.099	119.070	98.203	97.293	112.901
19	T	6.2114	9.6813	3.7541	17.3543	7.5244		98.0173
	S	147.310	94.019	104.068	118.964	98.135		89.580

Event: Chris Griffis Memorial OT - Indy Pro 2000

Track: Indianapolis Motor Speedway RC

2.439 mile(s)



Report: Section Data Report

Indy Pro 2000 Championship

Session: Test Session 5

October 20, 2019

Section Data for Car 68 - Hyman, Raoul (R)

Lap	T/SF to I1	I1 to I2	I2 to I3A	I3A to I4	I5 to I6	I6 to I8	I8 to SF	Lap
1	T		5.0284	21.7593	7.6062	15.5299	12.8978	105.6653
	S		77.695	94.881	97.080	80.607	112.281	83.096
2	T	6.1493	9.6071	3.7856	17.1652	8.5889	15.5597	84.8074
	S	148.797	94.745	103.202	120.275	85.972	80.453	115.310
3	T	6.0662	9.5746	3.7127	17.4244	7.5012	12.8810	81.1843
	S	150.836	95.067	105.228	118.486	98.439	97.183	115.093
4	T	6.0485	9.6460	3.7630	17.0926	7.4165	13.0710	81.2540
	S	151.277	94.363	103.822	120.786	99.563	95.771	113.892
5	T	6.0830	9.5442	3.7454	21.1586	7.8156	14.6141	89.8039
	S	150.419	95.370	104.310	97.575	94.479	85.658	114.375
6	T	6.0977	9.4672	3.7730	17.1747	7.4472	12.7152	80.7570
	S	150.057	96.145	103.547	120.209	99.153	98.451	114.816
7	T	6.0637	9.4350	3.7206	17.1638	7.4396	12.6499	80.4794
	S	150.898	96.473	105.005	120.285	99.254	98.959	114.841
8	T	6.0641	9.4479	3.7850	17.2318	8.1125		572.8101
	S	150.888	96.342	103.218	119.810	91.021		15.329
9	T			3.8534	19.3047	7.5363	14.7011	101.2754
	S			101.386	106.945	97.980	85.151	115.043
10	T	6.1355	9.4629	3.7444	17.1817	7.4815	12.7532	80.9313
	S	149.132	96.189	104.338	120.160	98.698	98.157	115.332
11	T	6.0995	9.4219	3.9767	17.0994	7.4540	12.6568	80.7429
	S	150.012	96.608	98.243	120.738	99.062	98.905	114.801
12	T	6.0922	9.4670	3.7518	17.1892	7.4789	12.7406	80.6620
	S	150.192	96.147	104.132	120.107	98.732	98.254	114.618
13	T	6.0852	9.4840	3.7725	17.1846	7.4732	12.6557	80.6571
	S	150.365	95.975	103.560	120.139	98.808	98.913	115.138
14	T	6.0558	9.7049	3.8046	17.2337	7.5563	12.7376	81.1908
	S	151.095	93.790	102.687	119.797	97.721	98.277	114.241
15	T	6.0614	9.6581	3.9273	17.2234	7.4550	12.6775	80.9783
	S	150.955	94.245	99.478	119.869	99.049	98.743	115.346
16	T	6.0596	9.5241	3.7523	17.4150	7.4508		476.4360
	S	151.000	95.571	104.118	118.550	99.105		18.429
17	T			4.3548	18.0772	7.4403	14.9656	102.6447
	S			89.713	114.207	99.245	83.646	115.285
18	T	6.1531	9.4755	3.7195	17.0126	7.3839	12.5565	80.1530
	S	148.706	96.061	105.036	121.354	100.003	99.695	115.207
19	T	6.1232	9.4366	3.6988	17.0599	7.4172	12.4840	80.1065
	S	149.432	96.457	105.624	121.017	99.554	100.274	114.456

Event: Chris Griffis Memorial OT - Indy Pro 2000

Track: Indianapolis Motor Speedway RC

2.439 mile(s)



Report: Section Data Report

Indy Pro 2000 Championship

Session: Test Session 5

October 20, 2019

Section Data for Car 68 - Hyman, Raoul (R)

Lap	T/SF to I1	I1 to I2	I2 to I3A	I3A to I4	I5 to I6	I6 to I8	I8 to SF	Lap
20	T	6.1007	9.5730	4.1671	18.9005	7.8360		
	S	149.983	95.083	93.754	109.232	94.233		

Event: Chris Griffis Memorial OT - Indy Pro 2000

Track: Indianapolis Motor Speedway RC

2.439 mile(s)



Report: Section Data Report

Indy Pro 2000 Championship

Session: Test Session 5

October 20, 2019

Section Data for Car 7 - Thompson, Parker

Lap	T/SF to I1	I1 to I2	I2 to I3A	I3A to I4	I5 to I6	I6 to I8	I8 to SF	Lap
1	T		3.9963	18.2023	7.7839	12.8989	12.8462	99.5112
	S		97.761	113.422	94.864	97.048	112.732	88.235
2	T	6.2419	9.6999	3.8034	17.2172	7.4234	12.7087	12.6910
	S	146.590	93.839	102.719	119.912	99.470	98.501	114.111
3	T	6.1999	9.6008	3.7552	17.2417	7.4501	12.6942	12.7102
	S	147.583	94.807	104.038	119.741	99.114	98.613	113.939
4	T	6.1345	9.4970	3.7468	17.1530	7.4378	12.7120	12.6198
	S	149.156	95.844	104.271	120.361	99.278	98.475	114.755
5	T	6.1063	9.4615	3.7300	17.1465	7.4262	12.7241	12.7448
	S	149.845	96.203	104.740	120.406	99.433	98.382	113.629
6	T	6.0680	9.5658	3.8039	17.3278	7.5594		568.0377
	S	150.791	95.154	102.706	119.146	97.681		15.457
7	T			3.9237	18.8654	7.6017	12.8962	12.7450
	S			99.570	109.436	97.137	97.069	113.627
8	T	6.1956	9.5377	3.7410	17.1783	7.4367	12.6574	12.7117
	S	147.685	95.435	104.432	120.183	99.293	98.900	113.925
9	T	6.1577	9.5447	3.8031	17.2298	7.5087	12.8674	12.6107
	S	148.594	95.365	102.727	119.824	98.340	97.286	114.838
10	T	6.1532	9.4719	3.7511	17.2500	7.4296		597.5380
	S	148.703	96.098	104.151	119.684	99.387		14.694
11	T			3.7793	17.3599	7.4016	12.8293	12.6003
	S			103.374	118.926	99.763	97.575	114.932
12	T	6.1912	9.4175	3.7370	17.1704	7.4152	12.5873	12.6724
	S	147.790	96.653	104.544	120.239	99.580	99.451	114.278
13	T	6.1452	9.4483	3.7703	17.1098	7.4357	12.6450	12.7134
	S	148.897	96.338	103.621	120.664	99.306	98.997	113.910
14	T	6.1523	9.6108	3.8216	17.2288	7.4931		
	S	148.725	94.709	102.230	119.831	98.545		

Event: Chris Griffis Memorial OT - Indy Pro 2000

Track: Indianapolis Motor Speedway RC

2.439 mile(s)



Report: Section Data Report

Indy Pro 2000 Championship

Session: Test Session 5

October 20, 2019

Section Data for Car 8 - Lazier, Flinn (R)

Lap	T/SF to I1	I1 to I2	I2 to I3A	I3A to I4	I5 to I6	I6 to I8	I8 to SF	Lap
1	T		4.1644	18.4075	7.7881	13.1108	12.7862	98.9985
	S		93.815	112.158	94.812	95.480	113.261	88.692
2	T	6.1852	9.8842	3.7808	17.4023	7.5405	12.8409	82.2839
	S	147.934	92.089	103.333	118.636	97.926	97.487	113.526
3	T	6.1463	9.6639	3.7777	17.4903	7.4983	12.8423	81.8637
	S	148.870	94.188	103.418	118.039	98.477	97.476	114.259
4	T	6.1367	9.9626	3.7923	17.3456	7.5349	12.7780	82.0246
	S	149.103	91.364	103.020	119.024	97.999	97.967	113.286
5	T	6.1589	9.6562	3.7839	17.3083	7.4956	12.8061	81.6719
	S	148.565	94.264	103.248	119.281	98.512	97.752	113.263
6	T	6.1337	9.9876	3.8357	17.5119	7.7213		171.0495
	S	149.176	91.136	101.854	117.894	95.633		51.333
7	T			5.8508	19.5505	7.8113		556.8226
	S			66.774	108.601	94.531		15.769
8	T			4.0550	17.7413	7.7088	12.7317	106.0970
	S			96.346	116.369	95.788	98.323	113.617
9	T	6.1975	9.7125	3.7289	17.2004	7.7266	12.8096	81.4524
	S	147.640	93.717	104.771	120.029	95.567	97.725	115.096
10	T	6.1765	9.5984	3.6991	17.1294	7.3921	12.5801	80.6926
	S	148.142	94.831	105.615	120.526	99.892	99.508	114.221
11	T	6.1764	9.4712	3.7443	17.2425	7.4094	12.6896	80.8554
	S	148.145	96.105	104.340	119.736	99.658	98.649	114.202
12	T	6.1869	9.4690	3.7117	17.1727	7.4555	12.6588	80.7767
	S	147.893	96.127	105.257	120.223	99.042	98.889	113.674
13	T	6.1676	9.4771	3.7210	17.3848	7.4770	12.7280	81.1442
	S	148.356	96.045	104.994	118.756	98.757	98.352	114.056
14	T	6.1385	9.4929	3.6945	17.2851	7.5141	12.5922	81.1080
	S	149.059	95.885	105.747	119.441	98.270	99.412	112.699
15	T	6.1601	9.5823	3.7347	17.2248	7.4914	12.7595	81.1806
	S	148.537	94.990	104.609	119.859	98.568	98.109	114.006
16	T	6.1675	9.5822	3.7835	17.2564	7.5388	12.7589	81.1620
	S	148.358	94.991	103.259	119.639	97.948	98.113	114.422
17	T	6.1609	9.5763	3.7188	17.1353	7.4667		294.9354
	S	148.517	95.050	105.056	120.485	98.894		29.771
18	T			3.7758	17.4921	7.4922	12.6801	104.5372
	S			103.470	118.027	98.557	98.723	114.089
19	T	6.2236	9.5823	3.7573	17.2055	7.4371	12.5834	80.9696
	S	147.021	94.990	103.979	119.993	99.287	99.482	113.753

Event: Chris Griffis Memorial OT - Indy Pro 2000

Track: Indianapolis Motor Speedway RC

2.439 mile(s)



Report: Section Data Report

Indy Pro 2000 Championship

Session: Test Session 5

October 20, 2019

Section Data for Car 8 - Lazier, Flinn (R)

Lap	T/SF to I1	I1 to I2	I2 to I3A	I3A to I4	I5 to I6	I6 to I8	I8 to SF	Lap	
20	T	6.2018	9.5405	3.7772	17.1610	7.4321	12.6142	12.7232	80.7627
	S	147.538	95.407	103.432	120.304	99.354	99.239	113.822	108.719
21	T	6.2137	9.5484	3.7541	17.1939	7.3944			98.8929
	S	147.255	95.328	104.068	120.074	99.861			88.787

Event: Chris Griffis Memorial OT - Indy Pro 2000

Track: Indianapolis Motor Speedway RC

2.439 mile(s)



Report: Section Data Report

Indy Pro 2000 Championship

Session: Test Session 5

October 20, 2019

Section Data for Car 9 - Round-Garrido, Matt

Lap	T/SF to I1	I1 to I2	I2 to I3A	I3A to I4	I5 to I6	I6 to I8	I8 to SF	Lap	
1	T	6.1771	9.7235	3.7628	17.3033	7.5922	12.8472	12.6864	81.6576
	S	148.128	93.611	103.827	119.315	97.259	97.439	114.152	107.527
2	T	6.0847	9.6176	3.7967	17.0840	7.5693	12.8801	13.0714	81.8579
	S	150.377	94.642	102.900	120.847	97.553	97.190	110.790	107.264
3	T	6.1574	9.5229	3.8013	17.2456	7.5380	12.7775	12.7922	81.3336
	S	148.602	95.583	102.776	119.714	97.958	97.971	113.208	107.955
4	T	6.1418	9.5313	3.7932	17.2081	7.5262	12.7576	12.7422	81.2526
	S	148.979	95.499	102.995	119.975	98.112	98.123	113.652	108.063
5	T	6.1218	9.5899	3.8162	17.2812	7.5130	12.8035	12.6681	81.3669
	S	149.466	94.915	102.375	119.468	98.284	97.772	114.317	107.911
6	T	6.1194	9.5959	3.7776	17.2788	7.5519			93.4871
	S	149.524	94.856	103.421	119.484	97.778			93.921
7	T			4.0024	17.7402	7.5932	13.0424	12.7114	651.7564
	S			97.612	116.377	97.246	95.981	113.928	13.472
8	T	6.1832	9.5764	3.7632	17.2080	7.4642	12.6001	12.7610	81.0154
	S	147.982	95.049	103.816	119.976	98.927	99.350	113.485	108.379
9	T	6.1522	9.5699	3.7771	17.2174	7.4856	12.6847	12.7515	81.0811
	S	148.727	95.114	103.434	119.910	98.644	98.687	113.570	108.292
10	T	6.1344	9.5151	3.7776	17.2008	7.4963	12.7036	12.7983	81.0756
	S	149.159	95.661	103.421	120.026	98.503	98.540	113.154	108.299
11	T	6.1470	9.5389	3.7728	17.2503	7.4941	12.6823	12.7554	80.9696
	S	148.853	95.423	103.552	119.682	98.532	98.706	113.535	108.441
12	T	6.1432	9.5599	3.7554	17.2658	7.5184	12.8830	12.7170	81.2559
	S	148.945	95.213	104.032	119.574	98.214	97.168	113.878	108.059
13	T	6.1415	9.5619	3.7778	17.2576	7.5063			93.5176
	S	148.986	95.193	103.415	119.631	98.372			93.890
14	T			3.7798	17.4089	7.4588	12.6401	12.7153	201.3907
	S			103.360	118.591	98.998	99.035	113.893	43.599
15	T	6.1550	9.5752	3.7366	17.2223	7.4613	12.6757	12.6853	80.8902
	S	148.660	95.061	104.555	119.876	98.965	98.757	114.162	108.547
16	T	6.1262	9.5656	3.7531	17.2120	7.5460			92.9777
	S	149.358	95.156	104.096	119.948	97.854			94.436
17	T			4.0046	18.3038	9.2745	14.4258	12.6556	195.2428
	S			97.558	112.793	79.617	86.776	114.430	44.972
18	T	6.1206	9.5161	3.7333	17.9025	7.5038	12.6042	12.5381	81.5535
	S	149.495	95.651	104.648	115.322	98.405	99.318	115.502	107.664
19	T	6.1171	9.3937	3.7127	17.0552	7.4127	12.4640	12.6392	79.9761
	S	149.581	96.898	105.228	121.051	99.614	100.435	114.579	109.788

Event: Chris Griffis Memorial OT - Indy Pro 2000

Track: Indianapolis Motor Speedway RC

2.439 mile(s)



Report: Section Data Report

Indy Pro 2000 Championship

Session: Test Session 5

October 20, 2019

Section Data for Car 9 - Round-Garrido, Matt

Lap	T/SF to I1	I1 to I2	I2 to I3A	I3A to I4	I5 to I6	I6 to I8	I8 to SF	Lap
20	T	6.1712	9.4923	3.7013	17.0553	8.3200		
	S	148.269	95.891	105.553	121.050	88.751		

Event: Chris Griffis Memorial OT - Indy Pro 2000

Track: Indianapolis Motor Speedway RC

2.439 mile(s)



Report: Section Data Report

Indy Pro 2000 Championship

Session: Test Session 5

October 20, 2019

Section Data for Car 90 - Ritter, Kellen (R)

Lap	T/SF to I1	I1 to I2	I2 to I3A	I3A to I4	I5 to I6	I6 to I8	I8 to SF	Lap
1	T		4.0045	18.4298	8.8438	18.1917	13.2079	106.2976
	S		97.561	112.022	83.495	68.813	109.645	82.602
2	T	6.2169	9.8642	3.8275	17.2453	7.5663	12.9503	82.1611
	S	147.179	92.276	102.072	119.716	97.592	96.663	112.638
3	T	6.1686	9.6714	3.7858	17.2152	7.5526	13.0443	81.7035
	S	148.332	94.115	103.197	119.926	97.769	95.967	113.774
4	T	6.1597	9.4890	3.8399	17.2300	7.6336	12.9841	81.5808
	S	148.546	95.924	101.743	119.823	96.731	96.412	113.734
5	T	6.1423	9.4958	3.7931	17.3079	7.5923	12.7014	81.2701
	S	148.967	95.856	102.998	119.283	97.258	98.557	113.743
6	T	6.1364	9.4614	3.7955	17.3510	7.5259		
	S	149.110	96.204	102.933	118.987	98.116		

Event: Chris Griffis Memorial OT - Indy Pro 2000

Track: Indianapolis Motor Speedway RC

2.439 mile(s)



Report: Section Data Report

Indy Pro 2000 Championship






Session: Test Session 5

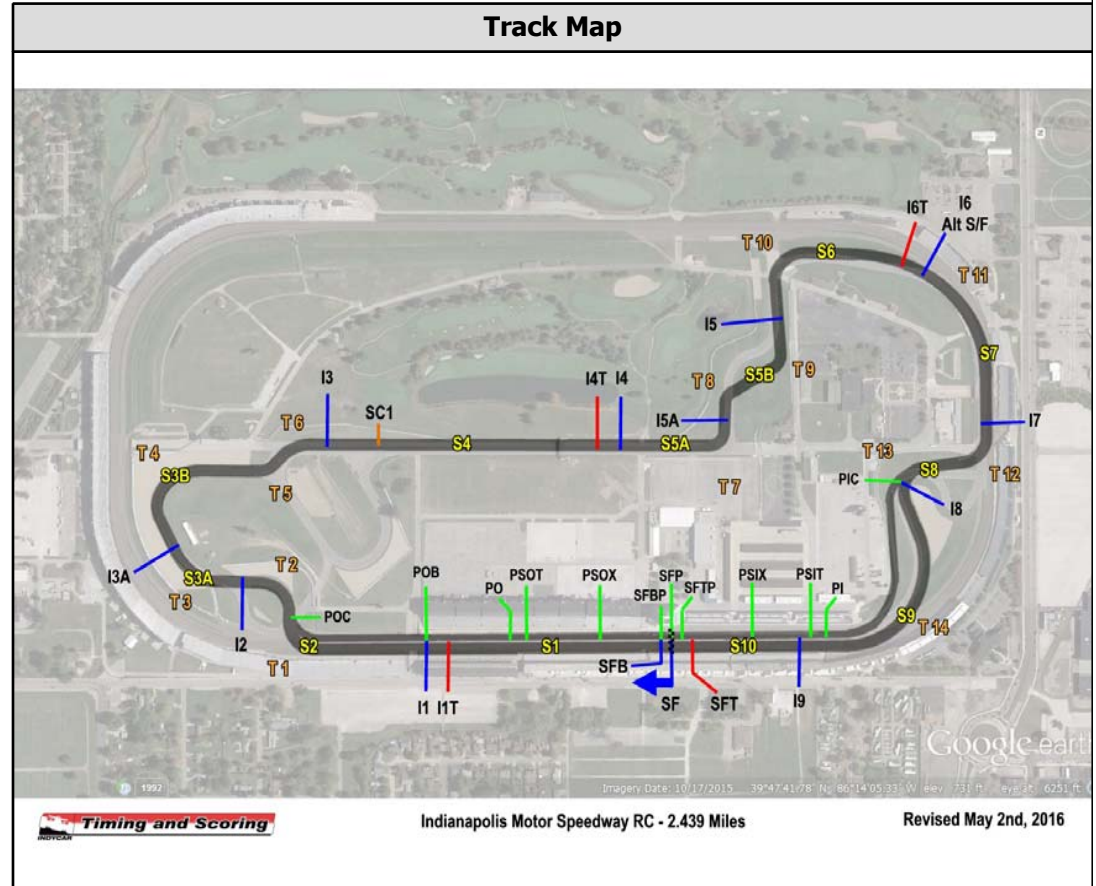
October 20, 2019

Section Data for Car

Report Support Information

Section Legend	
Name	Length
SF to I1	0.254167 miles
I1 to I2	0.252841 miles
I2 to I3A	0.108523 miles
I3A to I3	0.232197 miles
I3A to I4	0.573485 miles
I3 to I4	0.341288 miles
I4 to I5A	0.165720 miles
I5A to I5	0.129167 miles
I5 to I6	0.205114 miles
I6 to I7	0.195265 miles
I6 to I8	0.347727 miles
I7 to I8	0.152462 miles
I8 to I9	0.237879 miles
I8 to SF	0.402273 miles
I9 to SF	0.164394 miles
I2 to I3	0.340720 miles
I4 to I5	0.294886 miles
Lap	2.439000 miles
PI to PO	0.394602 miles
PO to SF	2.239110 miles
SF to PI	2.223106 miles
PO to I2	0.307102 miles
I7 to PI	0.338826 miles

Color Legend	
	Fastest Lap
	Section Under Caution
	Section Under Green
	Section Time Data
	Section Speed Data



Event: Chris Griffis Memorial OT - Indy Pro 2000

Track: Indianapolis Motor Speedway RC

2.439 mile(s)



Report: Section Data Report

Indy Pro 2000 Championship

Session: Test Session 5

October 20, 2019

Section Data for Car

PO to PI	2.023201 miles
----------	----------------