

Event: Chris Griffis Memorial OT - Indy Pro 2000

Track: Indianapolis Motor Speedway RC

2.439 mile(s)



Report: Section Data Report

Indy Pro 2000 Championship

Session: Test Session 4

October 20, 2019

Section Data for Car 10 - Denes, Phillippe

Lap	T/SF to I1	I1 to I2	I2 to I3A	I3A to I4	I5 to I6	I6 to I8	I8 to SF	Lap	
1	T	6.6457	10.5464	4.0316	17.7353	7.7190	12.8704	12.9321	87.7180
	S	137.683	86.307	96.905	116.409	95.661	97.263	111.983	100.098
2	T	6.1648	9.5797	3.8519	17.4195	7.6748	12.5902	12.7697	81.7054
	S	148.423	95.016	101.426	118.519	96.212	99.428	113.408	107.464
3	T	6.0694	9.5046	3.7682	17.0618	7.3965	12.4255	12.7143	80.3137
	S	150.756	95.767	103.679	121.004	99.832	100.746	113.902	109.326
4	T	6.0522	9.3464	3.7668	17.1553	7.4452	12.5411	12.8302	80.6148
	S	151.185	97.388	103.717	120.344	99.179	99.817	112.873	108.918
5	T	5.9976	9.4626	3.7623	17.3364	7.5107			93.2107
	S	152.561	96.192	103.841	119.087	98.314			94.199
6	T			3.8001	17.1458	7.4633	12.6070	12.6910	216.1467
	S			102.808	120.411	98.939	99.295	114.111	40.622
7	T	6.0729	9.4102	3.7675	17.1180	7.3755	12.5414	12.7326	80.6176
	S	150.669	96.728	103.698	120.607	100.116	99.815	113.738	108.914
8	T	6.0998	9.4714	3.8744	17.0399	7.4806	12.7234	12.6997	81.3021
	S	150.005	96.103	100.837	121.159	98.710	98.387	114.033	107.997
9	T	6.1053	9.3828	3.7582	17.1146	7.4755	12.5247	12.6499	80.3027
	S	149.870	97.010	103.955	120.631	98.777	99.948	114.482	109.341
10	T	6.1044	9.4002	3.7756	17.2078	7.4116			92.8501
	S	149.892	96.831	103.475	119.977	99.629			94.565
11	T			3.7756	20.3939	7.7330	14.6971	12.6961	486.5225
	S			103.475	101.233	95.488	85.175	114.065	18.047
12	T	6.1346	9.5088	3.7701	17.1163	7.3171	12.4793	12.6584	80.2981
	S	149.154	95.725	103.626	120.619	100.916	100.312	114.405	109.348
13	T	6.0796	9.3206	3.7582	17.0881	7.4418	12.5635	12.6159	80.1756
	S	150.503	97.658	103.955	120.818	99.225	99.639	114.790	109.515
14	T	6.0844	9.3799	3.7801	17.0287	7.3446	12.5118	12.6063	80.0889
	S	150.385	97.040	103.352	121.239	100.538	100.051	114.878	109.633
15	T	6.0767	9.3679	3.7521	17.1618	7.5378			98.1820
	S	150.575	97.164	104.124	120.299	97.961			89.430
16	T			4.5374	18.2963	7.5575	12.6619	12.7405	437.9670
	S			86.103	112.840	97.705	98.865	113.668	20.048
17	T	6.1095			17.5684	7.3892	12.4872	12.6996	86.2549
	S	149.767			117.515	99.931	100.248	114.034	101.796
18	T	6.0685	9.4291	3.7504	17.0547	7.6638	12.7134	12.5908	80.4500
	S	150.779	96.534	104.171	121.054	96.350	98.464	115.019	109.141
19	T	6.0260	9.3997	3.7565	17.0083	7.4900	12.5408	12.5746	80.0325
	S	151.842	96.836	104.002	121.385	98.586	99.820	115.167	109.710

**Event:** Chris Griffis Memorial OT - Indy Pro 2000

**Track:** Indianapolis Motor Speedway RC

2.439 mile(s)



**Report:** Section Data Report

Indy Pro 2000 Championship

**Session:** Test Session 4

October 20, 2019

**Section Data for Car 10 - Denes, Phillippe**

Lap	T/SF to I1	I1 to I2	I2 to I3A	I3A to I4	I5 to I6	I6 to I8	I8 to SF	Lap	
20	T	6.0223	9.3440	3.7724	17.0578	8.9788	13.3877	12.5489	83.4763
	S	151.935	97.413	103.563	121.032	82.239	93.505	115.403	105.184
21	T	6.0335	9.4600	3.7580	17.1825	7.4674	12.6435	12.6603	80.4918
	S	151.653	96.219	103.960	120.154	98.884	99.009	114.388	109.084
22	T	6.0728	9.5318	3.9568	17.1471	7.5059			
	S	150.672	95.494	98.737	120.402	98.377			

Event: Chris Griffis Memorial OT - Indy Pro 2000

Track: Indianapolis Motor Speedway RC

2.439 mile(s)



Report: Section Data Report

Indy Pro 2000 Championship

Session: Test Session 4

October 20, 2019

Section Data for Car 12 - Sulaiman, Manuel

Lap	T/SF to I1	I1 to I2	I2 to I3A	I3A to I4	I5 to I6	I6 to I8	I8 to SF	Lap	
1	T		4.6620	19.1655	8.6765			256.7393	
	S		83.801	107.722	85.104			34.200	
2	T		4.1958	18.1020	7.8497	13.2506	12.8621	97.5657	
	S		93.113	114.051	94.068	94.473	112.593	89.995	
3	T	6.1673	10.0965	3.7984	17.2169	7.5571	12.7975	12.7435	82.2235
	S	148.363	90.153	102.854	119.914	97.711	97.817	113.641	106.787
4	T	6.1465			20.1147	7.5531	12.9680	12.6640	91.5729
	S	148.865			102.639	97.762	96.531	114.354	95.884
5	T	6.0959	9.7554	3.7146	17.0121	7.4483	12.6990	12.6820	80.9852
	S	150.101	93.305	105.175	121.357	99.138	98.576	114.192	108.420
6	T	6.0862	9.7124	3.7043	16.9905	7.5412	12.7139	12.5987	80.7812
	S	150.340	93.718	105.467	121.512	97.917	98.461	114.947	108.694
7	T	6.0741	9.7046	3.7296	17.0092	7.4846	12.7756	12.6823	80.7855
	S	150.640	93.793	104.752	121.378	98.657	97.985	114.189	108.688
8	T	6.0537	9.6927	3.6883	17.1354	7.5855	12.8771	12.6934	81.1870
	S	151.147	93.909	105.925	120.484	97.345	97.213	114.089	108.150
9	T	6.0968	9.8094	3.7301	17.2199	7.4724			432.8211
	S	150.079	92.791	104.738	119.893	98.818			20.286
10	T			4.1122	17.6812	7.5768	13.0076	12.6483	101.0878
	S			95.006	116.765	97.457	96.237	114.496	86.859
11	T	6.1556	9.7448	3.6766	17.0115	7.4398	12.7945	12.6571	80.8393
	S	148.645	93.406	106.262	121.362	99.251	97.840	114.417	108.615
12	T	6.1450	9.6672	3.6864	17.0815	7.4933	12.7594	12.6541	80.8256
	S	148.902	94.156	105.979	120.864	98.543	98.109	114.444	108.634
13	T	6.1602	9.7125	3.6849	17.0873	7.4294	12.7307	12.6287	80.8377
	S	148.534	93.717	106.022	120.823	99.390	98.331	114.674	108.618
14	T	6.1575	9.6687	3.6782	17.1640	7.4333	12.7513	12.6664	80.8812
	S	148.599	94.142	106.215	120.283	99.338	98.172	114.333	108.559
15	T	6.1446	9.6149	3.6860	17.1386	7.4543	12.7795	12.6072	80.8091
	S	148.911	94.668	105.991	120.462	99.058	97.955	114.869	108.656
16	T	6.1426	9.6424	3.6627	17.2476	7.5073			218.0142
	S	148.960	94.398	106.665	119.700	98.359			40.274
17	T			5.0350	19.6822	8.3927	13.9441	13.4563	104.2687
	S			77.593	104.894	87.982	89.774	107.621	84.209
18	T	6.1991	10.5285	4.0261	17.5501	7.5723	12.9619	12.7170	83.6010
	S	147.602	86.454	97.037	117.637	97.515	96.577	113.878	105.027
19	T	6.1500	10.1458	3.8660	17.2552	7.4522	12.7018	12.6313	81.6531
	S	148.780	89.715	101.056	119.648	99.086	98.554	114.650	107.533

Event: Chris Griffis Memorial OT - Indy Pro 2000

Track: Indianapolis Motor Speedway RC

2.439 mile(s)



Report: Section Data Report

Indy Pro 2000 Championship

Session: Test Session 4

October 20, 2019

Section Data for Car 12 - Sulaiman, Manuel

Lap	T/SF to I1	I1 to I2	I2 to I3A	I3A to I4	I5 to I6	I6 to I8	I8 to SF	Lap	
20	T	6.1369	9.5574	3.7041	16.8913	7.3072	12.5879	12.5932	80.0227
	S	149.098	95.238	105.473	122.225	101.052	99.446	114.997	109.724
21	T	6.1376	9.4733	3.6634	16.8855	7.3722	12.6481	12.6155	80.1141
	S	149.081	96.083	106.645	122.267	100.161	98.973	114.794	109.599
22	T	6.1433	9.4597	3.6715	16.9475	7.3717	12.5655	12.6092	79.8892
	S	148.943	96.222	106.409	121.820	100.168	99.623	114.851	109.907
23	T	6.1266	9.4396	3.6608	16.9158	7.4465	12.6133	12.8997	80.3970
	S	149.349	96.426	106.720	122.048	99.162	99.246	112.265	109.213
24	T	6.1586	9.8192	3.7420	17.4471	7.6913			
	S	148.573	92.699	104.405	118.332	96.006			

Event: Chris Griffis Memorial OT - Indy Pro 2000

Track: Indianapolis Motor Speedway RC

2.439 mile(s)



Report: Section Data Report

Indy Pro 2000 Championship

Session: Test Session 4

October 20, 2019

Section Data for Car 18 - McElrea, Hunter (R)

Lap	T/SF to I1	I1 to I2	I2 to I3A	I3A to I4	I5 to I6	I6 to I8	I8 to SF	Lap
1	T		4.2518	20.7887	8.0647	13.4329	12.7467	103.5039
	S		91.886	99.311	91.561	93.190	113.612	84.832
2	T	6.1783	10.2022	3.7926	17.3350	7.5443	12.9147	82.6372
	S	148.099	89.219	103.012	119.097	97.876	96.930	114.653
3	T	6.1328	9.6556	3.7231	17.0517	7.4148	12.6090	80.6768
	S	149.198	94.269	104.935	121.076	99.586	99.280	115.411
4	T	6.1205	9.4369	3.7034	17.1241	7.3678	12.4839	80.1723
	S	149.498	96.454	105.493	120.564	100.221	100.275	114.718
5	T	6.1061	9.3062	3.7107	17.0467	7.3752	12.5591	79.8340
	S	149.850	97.809	105.285	121.111	100.121	99.674	115.485
6	T	6.1027	9.3691	3.6867	17.0157	7.4106	12.6484	79.9791
	S	149.934	97.152	105.971	121.332	99.642	98.970	116.185
7	T	6.0919	9.4108	3.7032	16.9459	7.3168	12.6467	79.8391
	S	150.199	96.722	105.498	121.832	100.920	98.984	116.198
8	T	6.0814	9.4924	3.7258	16.9928	7.3904		352.1879
	S	150.459	95.890	104.859	121.495	99.915		24.931
9	T			4.6055	21.2615	8.1567	14.0167	108.6433
	S			84.829	97.103	90.528	89.309	111.404
10	T	6.9919	10.9689	3.9766	17.6072	7.5596	12.8900	84.4383
	S	130.866	82.983	98.245	117.256	97.678	97.115	115.340
11	T	6.1463	9.7978	3.7725	17.0840	7.2852	12.4920	80.4320
	S	148.870	92.901	103.560	120.847	101.357	100.210	116.094
12	T	6.1353	9.4469	3.7151	16.8764	7.3339	14.3985	82.0302
	S	149.137	96.352	105.161	122.333	100.684	86.941	117.008
13	T	6.1496	9.3254	3.7156	16.9841	7.3000	12.3823	79.5795
	S	148.790	97.607	105.146	121.558	101.152	101.097	115.545
14	T	6.1513	9.2870	3.6979	16.9694	7.2585	12.4262	79.4553
	S	148.749	98.011	105.650	121.663	101.730	100.740	115.515
15	T	6.1360	9.3102	3.6890	17.1022	7.6499	13.5315	80.9610
	S	149.120	97.767	105.905	120.718	96.525	92.511	116.747
16	T	6.1364	9.3425	4.1696	18.5747	7.2588	12.4839	83.9170
	S	149.110	97.429	93.698	111.148	101.726	100.275	115.057
17	T	6.1498	9.4009	3.6982	17.0298	7.4117		532.9432
	S	148.785	96.823	105.641	121.231	99.627		16.475
18	T			4.9474	21.0742	10.3027	16.2678	112.9558
	S			78.967	97.966	71.671	76.951	109.504
19	T	6.2934	10.4850	4.8437	22.8901	7.6271	13.0009	90.9843
	S	145.390	86.812	80.658	90.194	96.814	96.287	114.909

**Event:** Chris Griffis Memorial OT - Indy Pro 2000

**Track:** Indianapolis Motor Speedway RC

2.439 mile(s)



**Report:** Section Data Report

Indy Pro 2000 Championship

**Session:** Test Session 4

October 20, 2019

**Section Data for Car 18 - McElrea, Hunter (R)**

Lap	T/SF to I1	I1 to I2	I2 to I3A	I3A to I4	I5 to I6	I6 to I8	I8 to SF	Lap	
20	T	6.1218	9.5005	3.7424	16.9686	7.3712	14.0578	12.3768	81.6945
	S	149.466	95.808	104.393	121.669	100.175	89.048	117.008	107.478
21	T	6.0966	9.2842	3.7290	16.9304	7.4519	12.5666	12.5507	79.9820
	S	150.084	98.040	104.769	121.943	99.090	99.615	115.387	109.780
22	T	6.0874	9.3903	3.7718	17.0821	8.6580	13.7455	12.4247	82.9009
	S	150.310	96.933	103.580	120.860	85.286	91.071	116.557	105.914
23	T	6.0883	9.3588	4.5354	17.4440	7.7858			
	S	150.288	97.259	86.141	118.353	94.840			

Event: Chris Griffis Memorial OT - Indy Pro 2000

Track: Indianapolis Motor Speedway RC

2.439 mile(s)



Report: Section Data Report

Indy Pro 2000 Championship

Session: Test Session 4

October 20, 2019

Section Data for Car 19 - Kaminsky, Colin (R)

Lap	T/SF to I1	I1 to I2	I2 to I3A	I3A to I4	I5 to I6	I6 to I8	I8 to SF	Lap	
1	T		4.4117	20.4757	7.9313	13.5181	12.7559	103.0355	
	S		88.556	100.829	93.101	92.603	113.530	85.217	
2	T	6.1465	10.3065	3.8941	17.4038	7.5430	13.3496	12.7026	83.1574
	S	148.865	88.316	100.327	118.626	97.893	93.772	114.007	105.588
3	T	6.1187	9.7311	3.7421	17.0636	7.4122	12.7665	12.4757	81.0219
	S	149.542	93.538	104.402	120.991	99.621	98.055	116.080	108.371
4	T	6.0989	9.5257	3.7432	17.0187	7.4542	12.7428	12.4513	80.5339
	S	150.027	95.555	104.371	121.310	99.059	98.237	116.308	109.027
5	T	6.0844	9.4479	3.7373	17.1141	7.3778	12.6920	12.4432	80.2270
	S	150.385	96.342	104.536	120.634	100.085	98.630	116.383	109.444
6	T	6.0951	9.4611	3.7041	17.0392	7.3111	12.6137	12.4933	79.9588
	S	150.121	96.207	105.473	121.164	100.998	99.243	115.917	109.812
7	T	6.0914	9.4225	3.7062	17.0336	7.4555	12.6577	12.4338	80.1120
	S	150.212	96.601	105.413	121.204	99.042	98.898	116.471	109.602
8	T	6.0895	9.4022	3.7439	16.9743	7.3335	12.6515	12.4901	79.9021
	S	150.259	96.810	104.352	121.628	100.690	98.946	115.946	109.889
9	T	6.1076	9.5653	3.7633	16.9890	7.3761			282.0838
	S	149.813	95.159	103.814	121.522	100.108			31.127
10	T			4.2986	20.2807	7.8560	13.1910	12.7758	104.5119
	S			90.886	101.799	93.993	94.899	113.354	84.013
11	T	6.1765	10.0849	3.8090	17.1327	7.5074	12.5974	12.6098	81.9165
	S	148.142	90.256	102.568	120.503	98.357	99.371	114.846	107.187
12	T	6.1290	9.5009	3.7427	17.0390	7.3346	12.4969	12.4860	80.2985
	S	149.290	95.804	104.385	121.166	100.675	100.170	115.984	109.347
13	T	6.1255	9.3946	3.7374	16.8908	7.3130	12.4567	12.4819	79.5716
	S	149.376	96.888	104.533	122.229	100.972	100.494	116.023	110.346
14	T	6.1328	9.4824	3.7530	16.9822	7.4973	12.6657	12.6254	83.1193
	S	149.198	95.991	104.099	121.571	98.490	98.835	114.704	105.636
15	T	6.1599	9.3598	3.6991	17.0021	7.3527	12.6676	12.4438	79.9104
	S	148.541	97.249	105.615	121.429	100.427	98.820	116.378	109.878
16	T	6.1327	9.3203	3.7087	17.0021	7.2994	12.5318	12.4625	79.6372
	S	149.200	97.661	105.342	121.429	101.160	99.891	116.203	110.255
17	T	6.1314	9.3646	3.7112	16.9636	7.3883	12.6416	12.4185	79.8050
	S	149.232	97.199	105.271	121.704	99.943	99.024	116.615	110.023
18	T	6.0885	9.3475	3.7175	16.9492	7.3602			493.4264
	S	150.283	97.377	105.093	121.808	100.325			17.795
19	T			4.3906	21.0147	8.2895	14.1908	13.2433	112.0855
	S			88.981	98.243	89.078	88.213	109.352	78.337

Event: Chris Griffis Memorial OT - Indy Pro 2000

Track: Indianapolis Motor Speedway RC

2.439 mile(s)



Report: Section Data Report

Indy Pro 2000 Championship

Session: Test Session 4

October 20, 2019

Section Data for Car 19 - Kaminsky, Colin (R)

Lap	T/SF to I1	I1 to I2	I2 to I3A	I3A to I4	I5 to I6	I6 to I8	I8 to SF	Lap	
20	T	7.4724	10.5276	3.8395	17.9176	7.6172	13.2839	12.5946	85.3558
	S	122.451	86.461	101.753	115.224	96.940	94.236	114.984	102.868
21	T	6.1774	9.5081	3.7349	17.0751	7.5376	15.4304	12.6764	83.5943
	S	148.121	95.732	104.603	120.910	97.963	81.127	114.242	105.036
22	T	6.1646	9.4038	3.8075	16.9314	7.3690	12.4175	12.6463	80.1399
	S	148.428	96.794	102.608	121.936	100.205	100.811	114.514	109.563
23	T	6.1478	9.3902	3.7248	17.3062	7.3765	12.5731	12.5077	80.3168
	S	148.834	96.934	104.887	119.295	100.103	99.563	115.783	109.322
24	T	6.1285	9.3620	3.7486	17.0779	7.3779	12.5333	12.5165	79.9587
	S	149.302	97.226	104.221	120.890	100.084	99.879	115.702	109.812
25	T	6.1131	9.4366	3.7461	16.9507	7.4426			
	S	149.679	96.457	104.290	121.797	99.214			



Event: Chris Griffis Memorial OT - Indy Pro 2000

Track: Indianapolis Motor Speedway RC

2.439 mile(s)



Report: Section Data Report

Indy Pro 2000 Championship

Session: Test Session 4

October 20, 2019

Section Data for Car 2 - Locke, Parker

Lap	T/SF to I1	I1 to I2	I2 to I3A	I3A to I4	I5 to I6	I6 to I8	I8 to SF	Lap
1	T		4.1814	18.5191	8.0277	13.5409	12.8615	229.0842
	S		93.433	111.482	91.983	92.447	112.598	38.328
2	T	6.1421	9.8126	3.8885	17.4445	7.6582	12.9208	82.1857
	S	148.972	92.761	100.471	118.349	96.421	96.884	114.378
3	T	6.1400	9.6729	3.7846	17.2128	7.5578	12.7475	81.3859
	S	149.023	94.101	103.229	119.942	97.702	98.201	114.202
4	T	6.1308	9.6021	3.7887	17.1646	7.5877	12.7539	81.2201
	S	149.246	94.795	103.118	120.279	97.317	98.152	114.364
5	T	6.1155	9.6699	3.7544	17.2370	7.6042	12.7260	81.0420
	S	149.620	94.130	104.060	119.774	97.105	98.367	114.289
6	T	6.1300	9.3528	3.7400	17.1985	7.5028	12.9912	80.8138
	S	149.266	97.321	104.460	120.042	98.418	96.359	113.445
7	T	6.0571	9.6997	3.7794	17.2709	7.6473	12.8643	81.7873
	S	151.062	93.841	103.371	119.539	96.558	97.309	113.944
8	T	6.0607	9.5551	3.8027	17.3053	7.5882	12.9413	81.3202
	S	150.973	95.261	102.738	119.301	97.310	96.730	114.223
9	T	6.0991	9.8994	3.9176	17.6318	7.6996		97.4505
	S	150.022	91.948	99.725	117.092	95.902		90.101
10	T			4.6885	20.1249	9.1419	14.9921	329.0658
	S			83.328	102.587	80.772	83.499	107.940
11	T	6.2416	10.6994	4.0158	17.6942	7.6365	13.0052	84.1313
	S	146.597	85.073	97.286	116.679	96.695	96.255	113.233
12	T	6.1771	9.8500	3.8013	17.4588	7.6306	12.7634	82.0037
	S	148.128	92.409	102.776	118.252	96.769	98.079	113.908
13	T	6.1735	9.6554	3.7883	17.2854	7.6584	12.6922	81.5909
	S	148.214	94.271	103.129	119.439	96.418	98.629	113.656
14	T	6.1609	9.6482	3.7518	17.2547	7.5928	12.8205	81.3736
	S	148.517	94.342	104.132	119.651	97.251	97.642	113.224
15	T	6.1637	9.5143	3.7848	17.1949	7.5693	12.6877	81.2567
	S	148.450	95.669	103.224	120.067	97.553	98.664	112.471
16	T	6.1796	9.6363	3.7846	17.1620	7.5492	12.9081	81.3615
	S	148.068	94.458	103.229	120.297	97.813	96.979	113.934
17	T	6.1747	9.5765	3.8237	17.1988	7.6408		97.2938
	S	148.185	95.048	102.174	120.040	96.640		90.246
18	T							630.8847
	S							13.918

Event: Chris Griffis Memorial OT - Indy Pro 2000

Track: Indianapolis Motor Speedway RC

2.439 mile(s)



Report: Section Data Report

Indy Pro 2000 Championship

Session: Test Session 4

October 20, 2019

Section Data for Car 28 - Eves, Braden (R)

Lap	T/SF to I1	I1 to I2	I2 to I3A	I3A to I4	I5 to I6	I6 to I8	I8 to SF	Lap
1	T		4.1439	18.7961	8.0954	20.1187	13.3654	201.3360
	S		94.279	109.839	91.213	62.222	108.353	43.611
2	T	6.1952	10.3281	3.8235	17.4382	7.5893	12.7589	82.4535
	S	147.695	88.131	102.179	118.392	97.296	98.113	114.657
3	T	6.0842	9.7289	3.7020	17.0001	7.5102	12.5603	80.7014
	S	150.390	93.559	105.533	121.443	98.321	99.665	114.962
4	T	6.0669	9.6615	3.6468	16.9658	7.4733	12.5387	80.3301
	S	150.818	94.212	107.130	121.689	98.806	99.836	114.436
5	T	6.0512	9.5155	3.6987	17.0099	7.4182	12.5128	80.1378
	S	151.210	95.657	105.627	121.373	99.540	100.043	114.732
6	T	6.0349	9.5284	3.6715	17.0673	7.4667	12.4751	80.2076
	S	151.618	95.528	106.409	120.965	98.894	100.345	114.568
7	T	6.0136	9.4955	3.6729	16.9222	7.4646	12.5551	80.1317
	S	152.155	95.859	106.369	122.002	98.921	99.706	115.121
8	T	6.0030	9.5505	3.7162	17.1540	7.4918		99.9848
	S	152.424	95.307	105.129	120.354	98.562		87.817
9	T			3.7933	17.2002	7.4500	12.5305	416.5349
	S			102.993	120.030	99.115	99.902	114.171
10	T	6.0970	9.5745	3.6918	17.0339	7.4108	12.5205	80.2526
	S	150.074	95.068	105.824	121.202	99.640	99.981	114.694
11	T	6.0694	9.5065	3.6898	16.9896	7.4253	12.3877	80.0863
	S	150.756	95.748	105.882	121.518	99.445	101.053	114.224
12	T	6.0688	9.4389	3.6949	17.0352	7.4598	12.4843	80.1444
	S	150.771	96.434	105.735	121.193	98.985	100.271	114.468
13	T	6.0544	9.4171	3.7122	17.0316	7.4069	12.4742	80.1728
	S	151.130	96.657	105.243	121.219	99.692	100.353	114.516
14	T	6.0616	9.5729	3.7495	17.0838	7.4285		94.5288
	S	150.950	95.084	104.196	120.848	99.402		92.886
15	T			3.8130	17.1808	7.4328	12.4502	282.1230
	S			102.460	120.166	99.345	100.546	114.617
16	T	6.1030	9.5990	3.7103	17.0212	7.4440	12.4505	80.2952
	S	149.926	94.825	105.297	121.293	99.195	100.544	114.678
17	T	6.0894	9.4923	3.6752	19.0920	7.4323	12.4943	82.5353
	S	150.261	95.891	106.302	108.137	99.351	100.191	114.999
18	T	6.0963	9.5466	3.6789	17.0192	7.4379	12.5634	80.3101
	S	150.091	95.346	106.195	121.307	99.277	99.640	114.848
19	T	6.0983	9.4499	3.6943	16.9704	7.4226	12.4110	79.9555
	S	150.042	96.321	105.753	121.656	99.481	100.864	114.936

Event: Chris Griffis Memorial OT - Indy Pro 2000

Track: Indianapolis Motor Speedway RC

2.439 mile(s)



Report: Section Data Report

Indy Pro 2000 Championship

Session: Test Session 4

October 20, 2019

Section Data for Car 28 - Eves, Braden (R)

Lap	T/SF to I1	I1 to I2	I2 to I3A	I3A to I4	I5 to I6	I6 to I8	I8 to SF	Lap	
20	T	6.0748	9.4421	3.6876	16.9833	7.4584	12.5706	12.5402	80.0878
	S	150.622	96.401	105.945	121.563	99.004	99.583	115.483	109.635
21	T	6.0572	9.5620	3.6963	16.9208	7.4527			93.7017
	S	151.060	95.192	105.695	122.012	99.079			93.706
22	T			3.7472	20.1871	7.4089	12.5963	12.5556	188.5191
	S			104.260	102.271	99.665	99.380	115.342	46.576
23	T	6.0453	9.4939	3.6875	17.2232	7.4190			
	S	151.357	95.875	105.948	119.870	99.529			

Event: Chris Griffis Memorial OT - Indy Pro 2000

Track: Indianapolis Motor Speedway RC

2.439 mile(s)



Report: Section Data Report

Indy Pro 2000 Championship

Session: Test Session 4

October 20, 2019

Section Data for Car 3 - Comeau, Antoine

Lap	T/SF to I1	I1 to I2	I2 to I3A	I3A to I4	I5 to I6	I6 to I8	I8 to SF	Lap	
1	T		4.2912	19.3596	8.1879	14.0610	13.3595	103.2666	
	S		91.043	106.642	90.183	89.028	108.401	85.027	
2	T	6.2194	10.3400	3.8143	17.5465	7.7848	13.1551	12.8992	83.6176
	S	147.120	88.030	102.426	117.661	94.853	95.158	112.269	105.007
3	T	6.1809	10.0298	3.7205	18.4702	7.5502	12.7482	12.9837	83.3800
	S	148.037	90.752	105.008	111.777	97.800	98.196	111.538	105.306
4	T	6.1877	9.8576	3.8746	17.4588	7.5384	12.7430	12.8870	82.0437
	S	147.874	92.338	100.832	118.252	97.953	98.236	112.375	107.021
5	T	6.1802	9.7910	3.7349	17.2112	7.5243	12.9192	12.7587	81.6594
	S	148.053	92.966	104.603	119.954	98.137	96.896	113.505	107.525
6	T	6.1486			20.1593	7.6467	12.6725	12.8099	96.7584
	S	148.814			102.412	96.566	98.782	113.052	90.746
7	T	6.1431	9.8167	3.7616	17.0597	7.4684	12.7814	12.6647	81.1442
	S	148.948	92.722	103.861	121.019	98.871	97.941	114.348	108.207
8	T	6.1204	9.5986	3.7686	17.1043	7.5820	12.7951	12.7131	81.1319
	S	149.500	94.829	103.668	120.703	97.390	97.836	113.913	108.224
9	T	6.1114	9.6861	3.8009	19.3926	7.9272	13.2713	12.7871	85.8681
	S	149.720	93.973	102.787	106.460	93.149	94.325	113.253	102.255
10	T	6.1383	9.6955	3.7746	17.3159	7.5546			440.0411
	S	149.064	93.881	103.503	119.228	97.743			19.954
11	T			4.4673	18.7045	7.6811	12.8552	12.9747	99.1733
	S			87.454	110.377	96.133	97.378	111.616	88.536
12	T	6.1444	9.8110	3.7778	17.2206	7.6867	12.9411	12.7577	82.4179
	S	148.916	92.776	103.415	119.888	96.063	96.732	113.514	106.535
13	T	6.1098	9.7097	3.7600	17.1321	7.5351	12.9742	12.7058	81.5776
	S	149.759	93.744	103.905	120.507	97.996	96.485	113.978	107.632
14	T	6.1271	9.5235	3.7372	17.1491	7.6051	12.7437	12.6999	81.2221
	S	149.337	95.577	104.539	120.388	97.094	98.230	114.031	108.104
15	T	6.1351	9.6302	3.7802	17.2542	7.5942	13.0018	12.6610	81.8770
	S	149.142	94.518	103.350	119.655	97.233	96.280	114.381	107.239
16	T	6.1441	9.6541	3.7593	17.2139	7.6062	13.0730	12.6481	81.5884
	S	148.923	94.284	103.924	119.935	97.080	95.756	114.498	107.618
17	T	6.1526	9.6499	3.7570	17.3009	7.5417			329.8069
	S	148.718	94.325	103.988	119.332	97.910			26.623
18	T			4.4850	20.8691	8.2854	13.5861	13.1165	106.9880
	S			87.109	98.928	89.122	92.140	110.409	82.069
19	T	6.1673	10.3076	3.7825	18.6536	7.6835	12.8706	12.8245	84.3997
	S	148.363	88.306	103.287	110.678	96.103	97.262	112.923	104.034

Event: Chris Griffis Memorial OT - Indy Pro 2000

Track: Indianapolis Motor Speedway RC

2.439 mile(s)



Report: Section Data Report

Indy Pro 2000 Championship

Session: Test Session 4

October 20, 2019

Section Data for Car 3 - Comeau, Antoine

Lap	T/SF to I1	I1 to I2	I2 to I3A	I3A to I4	I5 to I6	I6 to I8	I8 to SF	Lap	
20	T	6.1718	9.7011	3.7576	17.0318	7.5345	12.6081	12.8683	81.2208
	S	148.255	93.827	103.971	121.217	98.004	99.287	112.539	108.105
21	T	6.1714	9.4994	3.7790	16.9881	7.4711	12.5912	12.6809	80.5826
	S	148.265	95.819	103.382	121.529	98.835	99.420	114.202	108.961
22	T	6.1595	9.5865	3.7379	16.9774	7.4441	12.6333	12.8375	80.7637
	S	148.551	94.949	104.519	121.606	99.194	99.089	112.809	108.717
23	T	6.1901	9.5779	3.7330	16.9750	7.4388	12.5886	12.6557	80.4758
	S	147.817	95.034	104.656	121.623	99.265	99.441	114.429	109.106
24	T	6.1739	9.5851	3.7910	17.0250	7.4946	12.6413	12.6925	80.6743
	S	148.205	94.963	103.055	121.266	98.525	99.026	114.097	108.838
25	T	6.1780	9.5453	3.7958	17.0671	7.8321			
	S	148.106	95.359	102.925	120.966	94.280			

Event: Chris Griffis Memorial OT - Indy Pro 2000

Track: Indianapolis Motor Speedway RC

2.439 mile(s)



Report: Section Data Report

Indy Pro 2000 Championship

Session: Test Session 4

October 20, 2019

Section Data for Car 4 - Bogle, Christian (R)

Lap	T/SF to I1	I1 to I2	I2 to I3A	I3A to I4	I5 to I6	I6 to I8	I8 to SF	Lap
1	T		4.7291	22.2116	10.3481	15.4937	13.7196	114.8617
	S		82.612	92.949	71.357	80.795	105.556	76.443
2	T	6.2219	10.5816	3.9003	17.9733	7.9010	13.4242	85.5479
	S	147.061	86.020	100.167	114.867	93.458	93.251	113.486
3	T	6.1499	10.1671	3.7920	18.0392	7.6284	12.9463	83.4287
	S	148.783	89.527	103.028	114.448	96.797	96.693	114.417
4	T	6.0874	9.8595	3.7725	17.2863	7.6214	12.8852	82.0825
	S	150.310	92.320	103.560	119.432	96.886	97.152	114.644
5	T	6.1023	9.7428	3.8313	17.2527	7.5380	12.9001	81.6385
	S	149.943	93.426	101.971	119.665	97.958	97.039	114.627
6	T	6.1101	9.6312	3.7985	17.1758	7.4747	12.7508	81.1296
	S	149.752	94.508	102.852	120.201	98.788	98.176	114.259
7	T	6.1453	9.5728	3.7721	17.2868	7.4885	12.7999	81.3834
	S	148.894	95.085	103.571	119.429	98.606	97.799	114.326
8	T	6.1549	9.8593	3.7898	17.5709	7.4995		338.2126
	S	148.662	92.322	103.088	117.498	98.461		25.961
9	T			4.7001	21.6364	8.7290	14.2119	107.4539
	S			83.122	95.420	84.593	88.082	109.836
10	T	6.2482	10.4680	3.8366	17.6170	7.6816	12.9659	83.5462
	S	146.442	86.953	101.830	117.191	96.127	96.547	113.836
11	T	6.1255	9.7758	3.8678	17.3029	7.5070	12.6670	81.5902
	S	149.376	93.110	101.009	119.318	98.363	98.825	113.972
12	T	6.1164	9.5554	3.7480	17.0903	7.4704	12.5792	80.6546
	S	149.598	95.258	104.237	120.802	98.845	99.515	114.832
13	T	6.1027	9.5416	3.7494	17.1809	7.4735	12.6328	80.8356
	S	149.934	95.396	104.198	120.165	98.804	99.093	114.581
14	T	6.1030	9.5289	3.8522	17.1441	7.4713	12.6082	80.8788
	S	149.926	95.523	101.418	120.423	98.833	99.286	113.971
15	T	6.1129	9.7186	3.8144	17.3767	7.4735		160.9880
	S	149.683	93.658	102.423	118.811	98.804		54.541

Event: Chris Griffis Memorial OT - Indy Pro 2000

Track: Indianapolis Motor Speedway RC

2.439 mile(s)



Report: Section Data Report

Indy Pro 2000 Championship

Session: Test Session 4

October 20, 2019

Section Data for Car 5 - Petrov, Artem

Lap	T/SF to I1	I1 to I2	I2 to I3A	I3A to I4	I5 to I6	I6 to I8	I8 to SF	Lap	
1	T	6.1096	10.5265	3.9132	17.3987	7.5541	12.9975	12.4863	82.9923
	S	149.764	86.470	99.837	118.661	97.749	96.312	115.982	105.798
2	T	6.0598	10.0072	3.7900	17.1944	7.6599	12.7944	12.4876	81.6909
	S	150.995	90.957	103.082	120.071	96.399	97.841	115.970	107.483
3	T	6.0359	9.7148	3.7322	17.0502	7.4485	12.8463	12.4467	80.6990
	S	151.593	93.695	104.679	121.086	99.135	97.446	116.351	108.804
4	T	6.0228	9.6231	3.7564	17.0736	8.9862	13.3739	12.4870	83.1938
	S	151.923	94.588	104.004	120.920	82.171	93.602	115.975	105.542
5	T	6.0621	9.4734	3.7005	17.1601	7.4496	12.7390	12.5187	80.5012
	S	150.938	96.082	105.575	120.311	99.121	98.267	115.681	109.072
6	T	6.0514	9.5400	3.6691	17.0353	7.6423	12.8328	12.4938	80.5721
	S	151.205	95.412	106.479	121.192	96.621	97.548	115.912	108.976
7	T	6.0709	9.5915	3.7002	17.0551	7.4416	12.8305	12.5259	80.6570
	S	150.719	94.899	105.584	121.052	99.227	97.566	115.615	108.861
8	T	6.0694	9.8203	3.6813	17.0969	7.4100			94.6604
	S	150.756	92.688	106.126	120.756	99.650			92.757
9	T			3.7387	17.3379	7.4661	13.0286	12.5138	457.5453
	S			104.497	119.077	98.902	96.082	115.727	19.190
10	T	6.1444	9.7113	3.6770	16.9983	7.3784	12.6351	12.5160	80.3994
	S	148.916	93.729	106.250	121.456	100.077	99.075	115.706	109.210
11	T	6.1330	9.7165	3.6891	16.9705	7.5491	12.7442	12.4961	80.6066
	S	149.193	93.679	105.902	121.655	97.814	98.227	115.891	108.929
12	T	6.1322	9.6686	3.6827	17.0222	7.4574	12.8711	12.6116	80.9417
	S	149.212	94.143	106.086	121.285	99.017	97.258	114.829	108.478
13	T	6.1234	9.6106	3.6586	17.1200	11.0522	18.3693	12.7809	90.0248
	S	149.427	94.711	106.785	120.593	66.811	68.147	113.308	97.533
14	T	6.0751	9.7161	3.6762	17.0692	7.3804	12.6958	12.4935	80.5594
	S	150.615	93.682	106.273	120.952	100.050	98.601	115.915	108.993
15	T	6.0090	11.3164	4.4392	18.4601	9.5806	16.8244	12.4765	91.2079
	S	152.272	80.434	88.007	111.838	77.073	74.405	116.073	96.268
16	T	6.0942	9.5397	3.6921	17.0095	7.9279			96.6420
	S	150.143	95.415	105.816	121.376	93.141			90.855
17	T								403.1889
	S								21.777

Event: Chris Griffis Memorial OT - Indy Pro 2000

Track: Indianapolis Motor Speedway RC

2.439 mile(s)



Report: Section Data Report

Indy Pro 2000 Championship

Session: Test Session 4

October 20, 2019

Section Data for Car 51 - Abel, Jacob

Lap	T/SF to I1	I1 to I2	I2 to I3A	I3A to I4	I5 to I6	I6 to I8	I8 to SF	Lap
1	T		4.3766	18.8238	7.9851	13.9770	12.7701	103.4369
	S		89.266	109.677	92.473	89.563	113.404	84.887
2	T	6.1412	10.2738	3.7801	17.5679	7.5880	13.0582	12.6054
	S	148.994	88.597	103.352	117.518	97.313	95.865	114.886
3	T	6.1552	9.8838	3.7509	17.2309	7.5382	12.9159	12.5988
	S	148.655	92.093	104.157	119.816	97.956	96.921	114.946
4	T	6.1407	9.6436	3.7038	17.0825	7.4695	12.8917	12.5436
	S	149.006	94.387	105.481	120.857	98.857	97.103	115.452
5	T	6.1356	9.6342	3.6945	17.1821	7.4464	12.7167	12.6014
	S	149.130	94.479	105.747	120.157	99.163	98.439	114.922
6	T	6.1217	9.5918	3.6731	17.0967	7.4405	12.7967	12.5723
	S	149.468	94.896	106.363	120.757	99.242	97.824	115.188
7	T	6.0789	9.6411	3.6872	17.5275	7.4979		234.5213
	S	150.521	94.411	105.956	117.789	98.482		37.440
8	T			3.7428	17.2595	7.5008	12.8131	12.5750
	S			104.382	119.618	98.444	97.698	115.164
9	T	6.1743	9.5736	3.6902	17.1536	7.4717	12.7012	12.5749
	S	148.195	95.077	105.870	120.356	98.827	98.559	115.164
10	T	6.1471	9.7137	3.6978	18.0034	7.4985	12.8988	12.5045
	S	148.851	93.706	105.653	114.675	98.474	97.049	115.813
11	T	6.0830	9.7419	3.7562	17.4061	7.4850	12.7851	12.6096
	S	150.419	93.434	104.010	118.610	98.652	97.912	114.848
12	T	6.1615	9.5396	3.7367	17.1412	7.5283	12.7454	12.5843
	S	148.503	95.416	104.553	120.443	98.084	98.217	115.078
13	T	6.1711	9.6303	3.6852	17.4660	7.4789	12.7692	12.5429
	S	148.272	94.517	106.014	118.204	98.732	98.034	115.458
14	T	6.1612	9.6320	3.7159	17.2956	7.5276		197.6779
	S	148.510	94.500	105.138	119.368	98.094		44.418
15	T			3.6931	17.1901	7.5288	12.8004	12.5852
	S			105.787	120.101	98.078	97.795	115.070
16	T	6.1226	9.6699	3.6960	17.0956	7.4656	12.7754	12.5252
	S	149.446	94.130	105.704	120.765	98.908	97.987	115.621
17	T	6.1220	9.6054	3.6767	17.2671	7.5147	12.6630	12.6218
	S	149.461	94.762	106.259	119.565	98.262	98.856	114.737
18	T	6.1353	9.5637	3.6692	17.0374	7.4517	12.6572	12.8119
	S	149.137	95.175	106.476	121.177	99.093	98.902	113.034
19	T	6.1907	9.5682	3.6796	17.1206	7.4631		251.4222
	S	147.802	95.130	106.175	120.588	98.941		34.923



Event: Chris Griffis Memorial OT - Indy Pro 2000

Track: Indianapolis Motor Speedway RC

2.439 mile(s)



Report: Section Data Report

Indy Pro 2000 Championship

Session: Test Session 4

October 20, 2019

Section Data for Car 51 - Abel, Jacob

Lap	T/SF to I1	I1 to I2	I2 to I3A	I3A to I4	I5 to I6	I6 to I8	I8 to SF	Lap
20	T		4.2135	19.8177	8.0219	13.3584	12.7981	100.5405
	S		92.721	104.177	92.049	93.710	113.156	87.332
21	T	6.1791	9.8822	3.7097	17.1180	7.4693	12.6043	80.9452
	S	148.080	92.108	105.314	120.607	98.859	99.317	115.296
22	T	6.1546	9.5927	3.6821	16.9321	7.4098	12.6751	80.4731
	S	148.669	94.887	106.103	121.931	99.653	98.762	114.233
23	T	6.1685	9.5215	3.6540	16.9229	7.3438	12.6386	80.1288
	S	148.334	95.597	106.919	121.997	100.549	99.047	114.801
24	T	6.1651			17.4804	7.3851	12.7365	82.9713
	S	148.416			118.106	99.986	98.286	115.402
25	T	6.1673	9.5790	3.6313	16.9221	7.4916	12.5669	80.1209
	S	148.363	95.023	107.587	122.003	98.565	99.612	114.509
26	T	6.1773	9.4880	3.6771	17.0289	7.4381	12.5870	80.4321
	S	148.123	95.935	106.247	121.238	99.274	99.453	114.211
27	T	6.1692	9.4710	3.6544	17.1256	7.4715	12.6652	80.4474
	S	148.317	96.107	106.907	120.553	98.830	98.839	114.205
28	T	6.1758	9.5397	3.7250	17.0537	7.4709		97.0745
	S	148.159	95.415	104.881	121.061	98.838		90.450

Event: Chris Griffis Memorial OT - Indy Pro 2000

Track: Indianapolis Motor Speedway RC

2.439 mile(s)



Report: Section Data Report

Indy Pro 2000 Championship

Session: Test Session 4

October 20, 2019

Section Data for Car 6 - de la Vara, Moises

Lap	T/SF to I1	I1 to I2	I2 to I3A	I3A to I4	I5 to I6	I6 to I8	I8 to SF	Lap
1	T		4.7214	20.4841	8.2028			290.7073
	S		82.747	100.788	90.019			30.204
2	T		3.9790	17.9906	7.6669	13.3675	12.9559	97.3629
	S		98.186	114.757	96.311	93.646	111.778	90.182
3	T	6.2282	10.0991	3.7800	17.2671	8.0566		137.0652
	S	146.912	90.130	103.355	119.565	91.653		64.060
4	T		3.7951	17.3778	7.5777	12.9689	12.6889	93.2544
	S		102.944	118.804	97.445	96.525	114.130	94.155
5	T	6.1891	9.7528	3.7580	17.3131	7.4720	12.6644	12.7586
	S	147.841	93.330	103.960	119.248	98.823	98.845	113.506
6	T	6.2224	9.6406	3.7380	19.1000	7.4847	12.6906	12.8172
	S	147.049	94.416	104.516	108.091	98.656	98.641	112.987
7	T	6.1862	9.6408	3.7634	17.2396	7.4682	12.9290	12.7997
	S	147.910	94.414	103.811	119.756	98.874	96.823	113.142
8	T	6.1501	9.6636	3.7308	17.2911	7.5996	12.8782	12.7980
	S	148.778	94.191	104.718	119.399	97.164	97.204	113.157
9	T	6.1733	9.6409	3.8014	17.2753	7.7272		421.1392
	S	148.219	94.413	102.773	119.509	95.560		20.849
10	T		4.7304	19.8020	8.2336	13.5826	12.9210	103.9770
	S		82.590	104.259	89.682	92.163	112.080	84.446
11	T	6.3249	10.2607	3.8821	17.3935	7.6205	13.1153	12.8372
	S	144.666	88.710	100.637	118.696	96.898	95.447	112.811
12	T	6.1000	9.8190	3.8020	18.0878	7.3816	12.7768	12.7477
	S	150.000	92.701	102.757	114.140	100.034	97.976	113.603
13	T	6.1671	9.6964	3.6918	17.0285	7.3766	12.7878	12.6962
	S	148.368	93.873	105.824	121.241	100.102	97.892	114.064
14	T	6.1613	9.5848	3.7306	17.2046	7.5354	12.8820	12.7044
	S	148.508	94.966	104.724	120.000	97.992	97.176	113.991
15	T	6.1753	9.6762	3.7050	17.1938	7.4210	12.8472	12.7567
	S	148.171	94.069	105.447	120.075	99.503	97.439	113.523
16	T	6.1606	9.6496	3.7258	17.2524	7.5034	13.0160	12.6552
	S	148.524	94.328	104.859	119.667	98.410	96.175	114.434
17	T	6.1403	9.5938	3.7161	18.5025	7.5373	12.9738	12.7783
	S	149.016	94.877	105.132	111.582	97.967	96.488	113.331
18	T	6.1874	9.6864	3.7425	17.2567	7.4770	12.9605	12.7478
	S	147.881	93.970	104.391	119.637	98.757	96.587	113.602
19	T	6.1737	9.6340	3.7417	17.1412	7.4603	12.8465	12.7346
	S	148.209	94.481	104.413	120.443	98.978	97.444	113.720

**Event:** Chris Griffis Memorial OT - Indy Pro 2000

**Track:** Indianapolis Motor Speedway RC

2.439 mile(s)



**Report:** Section Data Report

Indy Pro 2000 Championship

**Session:** Test Session 4

October 20, 2019

**Section Data for Car 6 - de la Vara, Moises**

Lap	T/SF to I1	I1 to I2	I2 to I3A	I3A to I4	I5 to I6	I6 to I8	I8 to SF	Lap	
20	T	6.1797	9.7061	4.0256	17.7650	7.4577	12.9534	12.7984	82.4271
	S	148.065	93.779	97.049	116.214	99.013	96.640	113.153	106.523
21	T	6.1921	9.6147	3.7632	17.7566	7.4532	12.8814	12.6668	81.9861
	S	147.769	94.670	103.816	116.269	99.073	97.180	114.329	107.096
22	T	6.1782	9.6587	3.7480	17.3281	7.5340			
	S	148.101	94.239	104.237	119.144	98.010			

Event: Chris Griffis Memorial OT - Indy Pro 2000

Track: Indianapolis Motor Speedway RC

2.439 mile(s)



Report: Section Data Report

Indy Pro 2000 Championship

Session: Test Session 4

October 20, 2019

Section Data for Car 68 - Hyman, Raoul (R)

Lap	T/SF to I1	I1 to I2	I2 to I3A	I3A to I4	I5 to I6	I6 to I8	I8 to SF	Lap
1	T		4.5962	20.4713	8.3842	14.0149	12.8949	104.6461
	S		85.001	100.851	88.072	89.321	112.307	83.906
2	T	6.2092		19.6682	7.5719	13.2959	12.6008	88.4180
	S	147.362		104.969	97.520	94.151	114.928	99.306
3	T	6.0962	9.6522	3.7213	17.0987	7.4299	12.8010	80.8826
	S	150.094	94.303	104.985	120.743	99.383	97.791	114.957
4	T	6.1077	9.5379	3.7100	16.9469	7.6228	12.7710	80.4717
	S	149.811	95.433	105.305	121.824	96.868	98.020	115.278
5	T	6.1062	9.4435	3.7657	17.6381	7.3437	12.7473	80.9299
	S	149.848	96.387	103.747	117.050	100.550	98.203	115.741
6	T	6.1260	9.5027	3.6893	17.1751	7.4295	12.7030	80.3263
	S	149.363	95.786	105.896	120.206	99.389	98.545	115.985
7	T	6.1109	9.5492	3.6771	17.0730	7.3537	12.5834	80.0724
	S	149.732	95.320	106.247	120.925	100.413	99.482	115.917
8	T	6.1044	9.4795	3.6820	17.5043	7.4873	13.1882	81.1773
	S	149.892	96.021	106.106	117.945	98.622	94.920	116.054
9	T	6.1230	9.3728	3.6953	19.0274	7.8328	13.2663	84.9500
	S	149.437	97.114	105.724	108.504	94.271	94.361	116.346
10	T	6.1218	9.5753	3.6966	16.9811	8.4301		407.0863
	S	149.466	95.060	105.687	121.579	87.592		21.569
11	T			3.8571	17.3660	8.1111	15.4255	98.5404
	S			101.289	118.884	91.037	81.153	115.507
12	T	6.1022	9.4929	3.7254	16.9889	7.3572	12.5816	80.0721
	S	149.946	95.885	104.870	121.523	100.366	99.496	116.346
13	T	6.0731	9.3778	3.6769	17.2192	7.3549	12.6603	80.1150
	S	150.664	97.062	106.253	119.898	100.397	98.877	115.811
14	T	6.0478	9.5486	3.7289	17.0949	7.3377		488.5361
	S	151.295	95.326	104.771	120.770	100.632		17.973
15	T			6.1074	21.6383	8.3757	18.1461	119.4825
	S			63.969	95.412	88.161	68.986	112.145
16	T	6.1746	10.1600	5.0012	17.8904	7.5915	12.7630	84.1816
	S	148.188	89.589	78.118	115.400	97.268	98.082	115.822
17	T	6.0923	9.4456	3.7551	16.8206	7.3120	12.6050	79.7894
	S	150.190	96.365	104.040	122.739	100.986	99.311	116.815
18	T	6.0670	9.3918	3.6432	16.9911	7.3165	12.6896	79.6999
	S	150.816	96.917	107.236	121.507	100.924	98.649	116.763
19	T	5.9302	9.6813	3.7810	17.8546	7.4487	13.8490	84.9456
	S	154.295	94.019	103.328	115.631	99.133	90.391	116.960

**Event:** Chris Griffis Memorial OT - Indy Pro 2000

**Track:** Indianapolis Motor Speedway RC

2.439 mile(s)



**Report:** Section Data Report

Indy Pro 2000 Championship

**Session:** Test Session 4

October 20, 2019

**Section Data for Car 68 - Hyman, Raoul (R)**

Lap	T/SF to I1	I1 to I2	I2 to I3A	I3A to I4	I5 to I6	I6 to I8	I8 to SF	Lap	
20	T	6.0568	9.3632	3.6880	17.0451	7.7247	13.0332	12.4501	80.5052
	S	151.070	97.213	105.933	121.123	95.591	96.048	116.319	109.066
21	T	6.0649	9.4880	4.7375	17.6163	7.4747			
	S	150.868	95.935	82.466	117.195	98.788			

Event: Chris Griffis Memorial OT - Indy Pro 2000

Track: Indianapolis Motor Speedway RC

2.439 mile(s)



Report: Section Data Report

Indy Pro 2000 Championship

Session: Test Session 4

October 20, 2019

Section Data for Car 7 - Thompson, Parker

Lap	T/SF to I1	I1 to I2	I2 to I3A	I3A to I4	I5 to I6	I6 to I8	I8 to SF	Lap
1	T		5.0008	21.1986	8.5397	14.2971	13.3680	108.5220
	S		78.124	97.391	86.468	87.557	108.332	80.909
2	T	6.3006	10.0918	3.9198	17.5267	7.4735	12.8389	82.7977
	S	145.224	90.195	99.669	117.794	98.804	97.502	113.913
3	T	6.1907	9.6795	3.7920	17.1042	7.3801	12.6747	80.9715
	S	147.802	94.037	103.028	120.704	100.054	98.765	114.579
4	T	6.1687	9.4666	3.7106	16.9803	7.6103	12.7309	80.7055
	S	148.329	96.151	105.288	121.585	97.028	98.329	115.168
5	T	6.1094	9.4854	3.7196	17.0114	7.3641	12.6429	80.2187
	S	149.769	95.961	105.033	121.362	100.271	99.014	115.243
6	T	6.1376	9.8406	3.7898	17.0611	7.4438		317.6836
	S	149.081	92.497	103.088	121.009	99.198		27.639
7	T			4.7337	21.5347	9.0855	13.9284	108.6907
	S			82.532	95.871	81.273	89.875	111.766
8	T	6.1750	10.2003	3.8255	17.1966	7.4041	12.6080	81.7455
	S	148.178	89.235	102.126	120.055	99.730	99.288	115.322
9	T	6.1168	9.3928	3.7462	16.8107	7.3739	12.4990	79.8929
	S	149.588	96.907	104.287	122.811	100.138	100.153	114.944
10	T	6.1095	9.3865	3.7103	16.8792	7.3070	12.4930	79.6842
	S	149.767	96.972	105.297	122.313	101.055	100.202	115.170
11	T	6.1563	9.4617	3.6852	16.8223	7.3563	12.5232	79.7589
	S	148.628	96.201	106.014	122.727	100.378	99.960	114.268
12	T	6.1267	9.4158	3.6810	16.9116	7.3703	12.5620	79.9067
	S	149.346	96.670	106.135	122.079	100.187	99.651	114.565
13	T	6.1265	9.4114	3.6989	17.0977	7.4044		509.7065
	S	149.351	96.715	105.621	120.750	99.726		17.226
14	T			4.4843	19.3733	8.0678	13.5372	104.0008
	S			87.122	106.567	91.525	92.472	111.439
15	T	6.1986	9.9790	3.7892	17.2791	7.6772	12.6392	82.2981
	S	147.614	91.214	103.104	119.482	96.182	99.043	115.059
16	T	6.1483	9.4141	3.6780	16.8485	7.2929	12.4722	79.6303
	S	148.822	96.688	106.221	122.536	101.250	100.369	115.581
17	T	6.1291	9.3627	3.6682	16.9124	7.3757	12.5448	79.6035
	S	149.288	97.218	106.505	122.073	100.114	99.788	115.700
18	T	6.0998	9.3692	3.6980	17.0235	7.3339	12.4711	79.7885
	S	150.005	97.151	105.647	121.276	100.684	100.378	115.503
19	T	6.1349	9.6470	3.8114	17.0377	7.4334		231.6676
	S	149.147	94.353	102.503	121.175	99.337		37.901

Event: Chris Griffis Memorial OT - Indy Pro 2000

Track: Indianapolis Motor Speedway RC

2.439 mile(s)



Report: Section Data Report

Indy Pro 2000 Championship

Session: Test Session 4

October 20, 2019

Section Data for Car 7 - Thompson, Parker

Lap	T/SF to I1	I1 to I2	I2 to I3A	I3A to I4	I5 to I6	I6 to I8	I8 to SF	Lap
20	T		3.9282	17.2243	7.5203	12.7477	12.6586	94.0950
	S		99.456	119.862	98.189	98.200	114.403	93.314
21	T	6.0808	10.0628	3.7443	17.0984	7.4185	12.6742	80.9791
	S	150.474	90.455	104.340	120.745	99.536	98.769	108.428
22	T	6.1006	9.3741	3.7078	17.1293	7.4622	12.6621	80.3183
	S	149.985	97.100	105.368	120.527	98.953	98.863	109.320
23	T	6.1562	9.4832	3.7531	17.4182	7.4039		
	S	148.631	95.983	104.096	118.528	99.732		

Event: Chris Griffis Memorial OT - Indy Pro 2000

Track: Indianapolis Motor Speedway RC

2.439 mile(s)



Report: Section Data Report

Indy Pro 2000 Championship

Session: Test Session 4

October 20, 2019

Section Data for Car 8 - Lazier, Flinn (R)

Lap	T/SF to I1	I1 to I2	I2 to I3A	I3A to I4	I5 to I6	I6 to I8	I8 to SF	Lap	
1	T		4.8218	19.2229	8.2056	14.1514	13.5510	110.8311	
	S		81.024	107.400	89.988	88.459	106.869	79.223	
2	T	6.2155	10.7042	3.9042	17.5703	7.7971	13.0765	12.7072	84.3623
	S	147.213	85.035	100.067	117.502	94.703	95.730	113.965	104.080
3	T	6.1289	10.0558	3.8041	17.2816	7.5642	12.8726	12.6310	82.1372
	S	149.293	90.518	102.700	119.465	97.619	97.247	114.653	106.899
4	T	6.1450	9.6433	3.8436	17.1378	7.5598	12.8524	12.6606	81.3526
	S	148.902	94.390	101.645	120.467	97.676	97.400	114.385	107.930
5	T	6.0902	9.5995	3.7223	17.2722	7.4702	12.7422	12.6944	81.1606
	S	150.241	94.820	104.957	119.530	98.847	98.242	114.080	108.185
6	T	6.0658	9.6376	3.7438	17.2068	7.5058	12.6950	12.7282	81.0248
	S	150.846	94.445	104.354	119.984	98.378	98.607	113.777	108.367
7	T	6.1486	9.6008	3.7428	17.2422	7.4785	12.7456	12.6946	81.1258
	S	148.814	94.807	104.382	119.738	98.738	98.216	114.079	108.232
8	T	6.1554	9.6690	3.6897	17.2256	7.4580	12.6777	12.6898	81.0605
	S	148.650	94.139	105.884	119.853	99.009	98.742	114.122	108.319
9	T	6.1206	9.5930	3.7180	17.1994	7.4482	12.6546	12.6217	80.8262
	S	149.495	94.885	105.078	120.036	99.139	98.922	114.737	108.633
10	T	6.1239	9.6898	3.7014	17.1464	7.5430			233.2703
	S	149.415	93.937	105.550	120.407	97.893			37.640
11	T			3.7434	17.1929	7.5394	12.6508	12.6065	95.9808
	S			104.366	120.081	97.940	98.952	114.876	91.481
12	T	6.1598	9.7658	3.7409	17.2267	7.4264	12.7191	12.6638	81.1453
	S	148.544	93.206	104.435	119.846	99.430	98.420	114.356	108.206
13	T	6.1514	9.5035	3.7335	17.2338	7.4035	12.5745	12.7090	80.6734
	S	148.747	95.778	104.642	119.796	99.738	99.552	113.949	108.839
14	T	6.1549	9.5829	3.7093	17.0298	7.4479	12.5734	12.6641	80.5700
	S	148.662	94.985	105.325	121.231	99.143	99.561	114.353	108.979
15	T	6.1449	9.5701	3.7276	17.0602	7.4542	12.6393	12.7072	80.7573
	S	148.904	95.112	104.808	121.015	99.059	99.042	113.965	108.726
16	T	6.1298	9.4627	3.7520	17.2718	7.5114	12.6921	12.6988	81.0290
	S	149.271	96.191	104.126	119.533	98.305	98.630	114.041	108.361
17	T	6.1297	9.6605	3.7244	17.2239	7.5487			319.5350
	S	149.273	94.222	104.898	119.865	97.819			27.479
18	T			3.7239	17.3028	7.4934	12.5883	12.7051	95.5374
	S			104.912	119.319	98.541	99.443	113.984	91.905
19	T	6.1723	9.7114	3.8394	17.2623	7.4510	12.6151	12.6550	81.1826
	S	148.243	93.728	101.756	119.599	99.102	99.232	114.436	108.156



Event: Chris Griffis Memorial OT - Indy Pro 2000

Track: Indianapolis Motor Speedway RC

2.439 mile(s)



Report: Section Data Report

Indy Pro 2000 Championship

Session: Test Session 4

October 20, 2019

Section Data for Car 8 - Lazier, Flinn (R)

Lap	T/SF to I1	I1 to I2	I2 to I3A	I3A to I4	I5 to I6	I6 to I8	I8 to SF	Lap	
20	T	6.1545	9.6244	3.6956	17.2343	7.4085	12.8137	12.7154	81.1437
	S	148.672	94.575	105.715	119.793	99.671	97.694	113.892	108.208
21	T	6.1548	9.6057	3.7253	17.0833	7.4362			278.9523
	S	148.664	94.759	104.873	120.852	99.299			31.476
22	T			4.9550	17.2838	7.5345	12.7267	12.6571	100.2630
	S			78.846	119.450	98.004	98.362	114.417	87.574
23	T	6.1456	9.6667	3.7422	17.1534	7.4691	12.5837	12.6057	80.7893
	S	148.887	94.161	104.399	120.358	98.862	99.479	114.883	108.683
24	T	6.1326	9.4823	3.7181	17.0674	7.4168	12.6685	12.7193	80.6390
	S	149.203	95.992	105.076	120.964	99.559	98.813	113.857	108.885
25	T	6.1112	9.4993	3.7455	17.0698	7.4150	12.7620	12.5103	80.4960
	S	149.725	95.820	104.307	120.947	99.583	98.089	115.759	109.079
26	T	6.1197	9.5372	3.7444	17.0472	7.3923	12.5526	12.6382	80.5163
	S	149.517	95.440	104.338	121.108	99.889	99.726	114.588	109.051
27	T	6.1667	9.5407	3.8143	17.8498	7.5761			
	S	148.378	95.405	102.426	115.662	97.466			

Event: Chris Griffis Memorial OT - Indy Pro 2000

Track: Indianapolis Motor Speedway RC

2.439 mile(s)



Report: Section Data Report

Indy Pro 2000 Championship

Session: Test Session 4

October 20, 2019

Section Data for Car 9 - Round-Garrido, Matt

Lap	T/SF to I1	I1 to I2	I2 to I3A	I3A to I4	I5 to I6	I6 to I8	I8 to SF	Lap	
1	T	6.1473	9.9890	3.8114	17.2983	7.5944	12.8445	12.7099	82.4621
	S	148.846	91.123	102.503	119.350	97.231	97.459	113.941	106.478
2	T	6.0646	9.6741	3.7516	17.2395	7.4648	12.7689	12.5934	81.0717
	S	150.876	94.089	104.137	119.757	98.919	98.036	114.995	108.304
3	T	6.1014	9.5239	3.7218	16.9994	7.4500	12.7117	12.6390	80.6147
	S	149.966	95.573	104.971	121.448	99.115	98.478	114.580	108.918
4	T	6.0750	9.4509	3.7193	17.0928	7.4486	12.6824	12.6512	80.4463
	S	150.617	96.311	105.042	120.785	99.134	98.705	114.470	109.146
5	T	6.0783	9.5410	3.7414	17.1146	7.3907	12.7783	12.6191	80.5608
	S	150.536	95.402	104.421	120.631	99.911	97.964	114.761	108.991
6	T	6.0815	9.7325	3.7793	17.2971	7.4579	12.7707	12.5917	81.1264
	S	150.456	93.525	103.374	119.358	99.010	98.023	115.011	108.231
7	T	6.0606	9.5422	3.7528	17.1159	7.3978	12.7060	12.6281	80.5809
	S	150.975	95.390	104.104	120.621	99.815	98.522	114.679	108.964
8	T	6.0382	9.6103	3.8101	17.1028	7.4311	12.8434	12.5317	80.6834
	S	151.535	94.714	102.538	120.714	99.367	97.468	115.561	108.825
9	T	6.0027	9.5712	3.7640	17.1248	7.5331	12.7718	12.8058	81.4816
	S	152.431	95.101	103.794	120.559	98.022	98.014	113.088	107.759
10	T	6.1057	9.5368	3.7427	17.1584	7.4262	12.7265	12.6414	80.6594
	S	149.860	95.444	104.385	120.323	99.433	98.363	114.559	108.858
11	T	6.1075	9.5216	3.7445	17.2062	7.4961	12.7744	12.7128	81.1096
	S	149.816	95.596	104.335	119.988	98.506	97.994	113.915	108.254
12	T	6.1015							
	S	149.963							

Event: Chris Griffis Memorial OT - Indy Pro 2000

Track: Indianapolis Motor Speedway RC

2.439 mile(s)



Report: Section Data Report

Indy Pro 2000 Championship

Session: Test Session 4

October 20, 2019

Section Data for Car 90 - Ritter, Kellen (R)

Lap	T/SF to I1	I1 to I2	I2 to I3A	I3A to I4	I5 to I6	I6 to I8	I8 to SF	Lap
1	T		4.6111	20.4248	9.5182	15.2498	13.7107	110.3945
	S		84.726	101.080	77.579	82.088	105.624	79.537
2	T	6.2711	10.6531	4.1076	18.1659	7.8052	13.0061	85.5766
	S	145.907	85.442	95.112	113.650	94.605	96.249	112.718
3	T	6.1021	9.6994	3.8103	17.1687	7.5496	12.7790	81.4771
	S	149.948	93.844	102.533	120.251	97.808	97.959	113.028
4	T	6.0874	9.5444	3.8168	17.1207	7.4513	12.5187	80.8617
	S	150.310	95.368	102.358	120.588	99.098	99.996	112.845
5	T	6.0837	9.6251	3.8111	17.4407	7.5118	12.6526	81.4531
	S	150.402	94.568	102.512	118.375	98.300	98.938	112.963
6	T	6.0646	9.5155	3.8140	17.3114	7.5247	12.5917	80.9345
	S	150.876	95.657	102.434	119.259	98.131	99.416	113.882
7	T	6.0567	9.5029	3.9037	17.2866	7.6041	12.7404	81.2442
	S	151.072	95.784	100.080	119.430	97.107	98.256	113.543
8	T	6.0679	9.5764	3.8373	17.1482	7.4374	12.4991	81.0091
	S	150.794	95.049	101.812	120.394	99.283	100.153	111.661
9	T	6.0615	9.4928	3.8107	17.1087	7.5477		290.4457
	S	150.953	95.886	102.522	120.672	97.832		30.231
10	T			4.0069	17.7589	7.4474	12.9061	102.2561
	S			97.502	116.254	99.150	96.994	113.505
11	T	6.0452	9.5881	3.7563	17.1072	7.3847	12.6620	80.7634
	S	151.360	94.933	104.007	120.683	99.992	98.864	114.523
12	T	5.9940	9.5830	3.7824	17.2302	7.4573	12.7055	80.8462
	S	152.653	94.984	103.289	119.821	99.018	98.526	114.508
13	T	6.3240	10.9842	4.4705	19.6441	7.9199	13.4254	88.1998
	S	144.687	82.867	87.391	105.097	93.235	93.243	114.316
14	T	6.1143	9.4639	3.8048	17.0896	8.0455	12.7966	81.6361
	S	149.649	96.179	102.681	120.807	91.779	97.824	113.888
15	T	6.1297	9.4823	3.7677	17.1562	7.4574	12.5687	80.6071
	S	149.273	95.992	103.692	120.338	99.017	99.598	113.701
16	T	6.1109	9.5013	3.7756	17.0559	7.4807	12.5788	80.5156
	S	149.732	95.800	103.475	121.046	98.709	99.518	114.313
17	T	6.1022	9.4802	3.7557	17.1061	7.5175	12.5787	80.6018
	S	149.946	96.014	104.024	120.691	98.225	99.519	114.319
18	T	6.1028	9.3919	3.7994	17.0933	7.4926	12.6422	80.5842
	S	149.931	96.916	102.827	120.781	98.552	99.019	114.084
19	T	6.0989	9.5119	3.9620	17.3204	7.7154		239.6684
	S	150.027	95.694	98.607	119.197	95.706		36.636

Event: Chris Griffis Memorial OT - Indy Pro 2000

Track: Indianapolis Motor Speedway RC

2.439 mile(s)



Report: Section Data Report

Indy Pro 2000 Championship

Session: Test Session 4

October 20, 2019

Section Data for Car 90 - Ritter, Kellen (R)

Lap	T/SF to I1	I1 to I2	I2 to I3A	I3A to I4	I5 to I6	I6 to I8	I8 to SF	Lap
20	T		4.4258	19.4951	7.9585	13.4464	12.8512	105.2464
	S		88.274	105.901	92.782	93.097	112.688	83.427
21	T	6.1603	10.0077	3.8204	17.4830	8.1763	14.4379	86.0905
	S	148.532	90.953	102.262	118.089	90.311	86.704	114.509
22	T	6.0947	9.5378	3.9007	17.3994	8.4405	12.9482	84.2688
	S	150.130	95.434	100.157	118.656	87.484	96.679	114.831
23	T	6.0438	9.4337	3.7701	17.0435	7.4609	12.5013	80.1083
	S	151.395	96.487	103.626	121.134	98.971	100.135	115.071
24	T	6.0328	9.2683	3.7410	17.0243	7.4111	12.4575	79.7572
	S	151.671	98.209	104.432	121.271	99.636	100.487	115.134
25	T	6.0295	9.3747	3.9127	16.9873	7.3882	12.5426	80.0345
	S	151.754	97.094	99.850	121.535	99.944	99.805	115.074
26	T	6.0347	9.3785	3.7247	17.0310	7.3600	12.4536	80.0699
	S	151.623	97.055	104.889	121.223	100.327	100.519	114.408
27	T	6.0295	9.3761	3.7077	17.0304	7.4491	12.5576	80.0971
	S	151.754	97.080	105.370	121.227	99.127	99.686	114.500
28	T	6.1915	10.4537	3.9109	17.3403	7.6882		
	S	147.783	87.072	99.896	119.061	96.044		

**Event:** Chris Griffis Memorial OT - Indy Pro 2000

**Track:** Indianapolis Motor Speedway RC

2.439 mile(s)



**Report:** Section Data Report

Indy Pro 2000 Championship






**Session:** Test Session 4

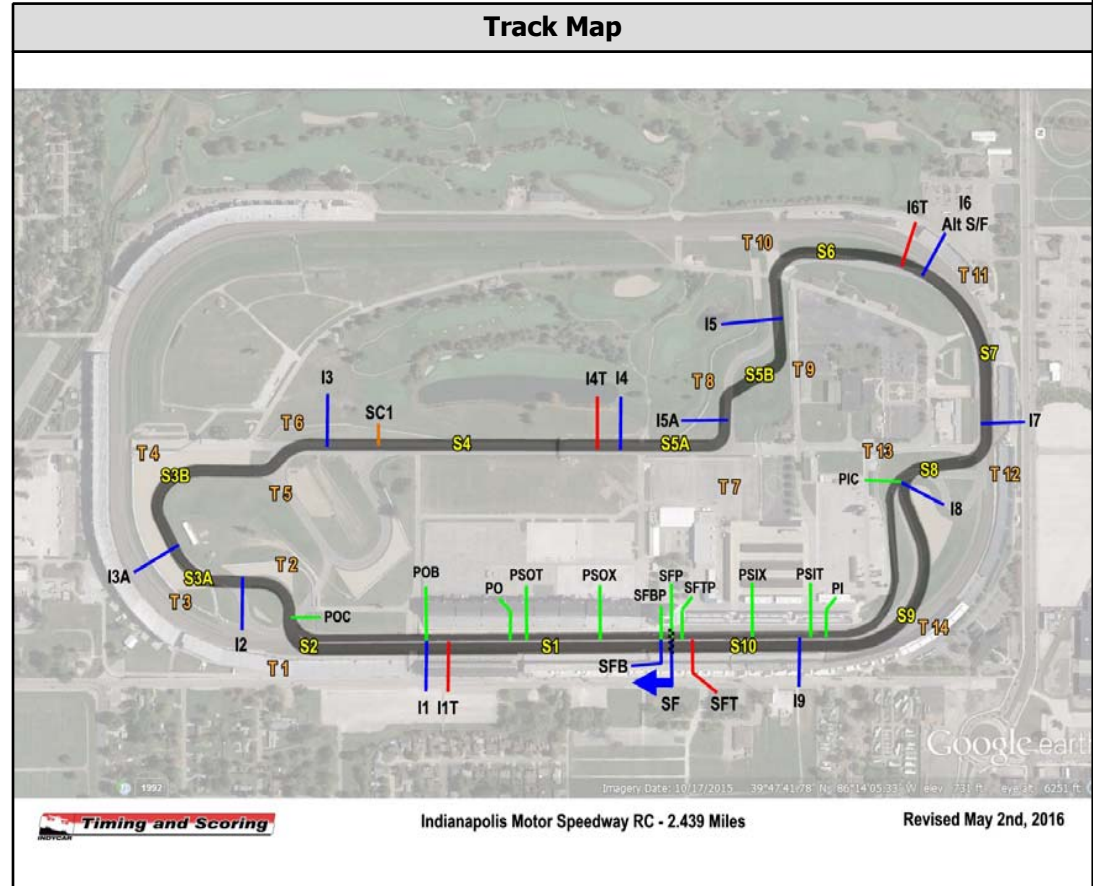
October 20, 2019

**Section Data for Car**

**Report Support Information**

Section Legend	
Name	Length
SF to I1	0.254167 miles
I1 to I2	0.252841 miles
I2 to I3A	0.108523 miles
I3A to I3	0.232197 miles
I3A to I4	0.573485 miles
I3 to I4	0.341288 miles
I4 to I5A	0.165720 miles
I5A to I5	0.129167 miles
I5 to I6	0.205114 miles
I6 to I7	0.195265 miles
I6 to I8	0.347727 miles
I7 to I8	0.152462 miles
I8 to I9	0.237879 miles
I8 to SF	0.402273 miles
I9 to SF	0.164394 miles
I2 to I3	0.340720 miles
I4 to I5	0.294886 miles
Lap	2.439000 miles
PI to PO	0.394602 miles
PO to SF	2.239110 miles
SF to PI	2.223106 miles
PO to I2	0.307102 miles
I7 to PI	0.338826 miles

Color Legend	
	Fastest Lap
	Section Under Caution
	Section Under Green
	Section Time Data
	Section Speed Data



**Event:** Chris Griffis Memorial OT - Indy Pro 2000

**Track:** Indianapolis Motor Speedway RC

2.439 mile(s)



**Report:** Section Data Report

Indy Pro 2000 Championship

**Session:** Test Session 4

October 20, 2019

**Section Data for Car**

PO to PI	2.023201 miles
----------	----------------