

**Event:** NJMP RTI - MX-5 Open Test  
**Track:** New Jersey Motorsports Park  
**Report:** Section Data Report  
**Session:** Indy Pro 2000 Test Session 2

2.14 mile(s)



**Indy Pro 2000 Championship**  
**October 9, 2020**

**Section Data for Car 17 - DeFrancesco, Devlin (R)**

Lap	T/SF to I1	I1 to I2	I2 to I3	I3 to SF	Lap	
1	T	27.6385	17.9209	25.1971	12.8673	83.6238
	S	79.139	98.463	86.861	121.555	92.127
2	T	21.2436	17.4694	24.9973	12.6843	76.3946
	S	102.961	101.008	87.555	123.309	100.845
3	T	20.1932	17.2378	24.9197	12.6669	75.0176
	S	108.317	102.365	87.828	123.479	102.696
4	T	20.0103	17.1900	24.8722	12.6774	74.7499
	S	109.307	102.650	87.995	123.376	103.064
5	T	19.8624	17.2563	24.9150	12.6847	74.7184
	S	110.121	102.255	87.844	123.305	103.107
6	T	20.4495	19.8831	27.2436	12.6645	80.2407
	S	106.960	88.746	80.336	123.502	96.011
7	T		18.6547	25.5529		284.6799
	S		94.590	85.651		27.062
8	T	19.7714	17.1038	24.1273	12.7713	73.7738
	S	110.628	103.167	90.712	122.469	104.427
9	T	19.3592	16.9170	24.1115	12.5955	72.9832
	S	112.984	104.306	90.771	124.179	105.559
10	T	20.6223	19.4190	25.8190	12.6513	78.5116
	S	106.063	90.867	84.768	123.631	98.126
11	T	19.5424	17.0019	24.2194	12.6670	73.4307
	S	111.924	103.785	90.367	123.478	104.915
12	T	19.5848	16.9924	24.4648	12.6363	73.6783
	S	111.682	103.843	89.461	123.778	104.563
13	T		17.3674	24.3678		364.6503
	S		101.601	89.817		21.127
14	T	19.6089	17.0232	24.3591	12.6399	73.6311
	S	111.545	103.655	89.849	123.742	104.630
15	T	19.9344	17.0237	24.3705	12.6238	73.9524
	S	109.724	103.652	89.807	123.900	104.175
16	T	20.9778	18.0326	25.6021	12.5727	77.1852
	S	104.266	97.853	85.487	124.404	99.812
17	T		19.1918	25.5396		304.4221
	S		91.943	85.696		25.307
18	T	20.0139	17.0942	24.6462	12.7075	74.4618
	S	109.288	103.225	88.802	123.084	103.462
19	T	19.6995	16.9688	24.9494	12.6214	74.2391
	S	111.032	103.988	87.723	123.924	103.773

**Event:** NJMP RTI - MX-5 Open Test  
**Track:** New Jersey Motorsports Park  
**Report:** Section Data Report  
**Session:** Indy Pro 2000 Test Session 2

2.14 mile(s)



**Indy Pro 2000 Championship**  
**October 9, 2020**

**Section Data for Car 18 - McElrea, Hunter (R)**

Lap	T/SF to I1	I1 to I2	I2 to I3	I3 to SF	Lap	
1	T	20.6035	17.5419	25.3147	12.8302	76.2903
	S	106.160	100.590	86.457	121.907	100.983
2	T	20.2487	17.3775	25.1104	12.7848	75.5214
	S	108.020	101.542	87.161	122.340	102.011
3	T	20.4571	17.3308	25.2332	12.7877	75.8088
	S	106.920	101.816	86.736	122.312	101.624
4	T	20.4943	17.3837	25.3559	12.7853	76.0192
	S	106.726	101.506	86.317	122.335	101.343
5	T		18.1855	25.2652		160.9784
	S		97.030	86.627		47.857
6	T	19.9617	17.0815	24.4429	12.6814	74.1675
	S	109.573	103.302	89.541	123.337	103.873
7	T	19.7872	16.9949	24.4567	12.7056	73.9444
	S	110.540	103.828	89.490	123.102	104.186
8	T	19.6571	17.0456	24.6637	12.6665	74.0329
	S	111.271	103.519	88.739	123.482	104.062
9	T	19.6817	17.0259	24.6133	12.6963	74.0172
	S	111.132	103.639	88.921	123.193	104.084
10	T	19.9838	17.1417	24.7020	12.7373	74.5648
	S	109.452	102.939	88.602	122.796	103.320
11	T	33.6336	17.3246	24.7310	237.0399	312.7291
	S	65.032	101.852	88.498	6.598	24.635
12	T	19.8928	17.1306	24.7612	12.6744	74.4590
	S	109.953	103.005	88.390	123.406	103.466
13	T	19.8225	17.0869	24.7019	12.7066	74.3179
	S	110.343	103.269	88.602	123.093	103.663
14	T	19.7550	16.9810	24.6203	12.6822	74.0385
	S	110.720	103.913	88.896	123.330	104.054
15	T	19.8187	17.0761	24.6026	12.7063	74.2037
	S	110.364	103.334	88.960	123.096	103.822
16	T	25.4393	19.6064	25.0945	12.6948	82.8350
	S	85.980	89.998	87.216	123.207	93.004
17	T	19.8789	17.1336	24.8837	12.6852	74.5814
	S	110.030	102.987	87.955	123.300	103.297
18	T	19.8631	17.1941	25.0285	12.6802	74.7659
	S	110.117	102.625	87.446	123.349	103.042
19	T	37.6012	18.2621	26.0801	128.8222	210.7656
	S	58.170	96.623	83.920	12.141	36.552

**Event:** NJMP RTI - MX-5 Open Test  
**Track:** New Jersey Motorsports Park  
**Report:** Section Data Report  
**Session:** Indy Pro 2000 Test Session 2

2.14 mile(s)



**Indy Pro 2000 Championship**  
**October 9, 2020**

**Section Data for Car 18 - McElrea, Hunter (R)**

Lap	T/SF to I1	I1 to I2	I2 to I3	I3 to SF	Lap	
20	T	19.9645	17.1921	24.9363	12.6667	74.7596
	S	109.558	102.637	87.769	123.481	103.050
21	T	24.8867	17.6559	25.9820	12.6283	81.1529
	S	87.889	99.941	84.237	123.856	94.932

Event: NJMP RTI - MX-5 Open Test  
 Track: New Jersey Motorsports Park  
 Report: Section Data Report  
 Session: Indy Pro 2000 Test Session 2

2.14 mile(s)



Indy Pro 2000 Championship  
 October 9, 2020

Section Data for Car 19 - Kaminsky, Colin (R)

Lap	T/SF to I1	I1 to I2	I2 to I3	I3 to SF	Lap	
1	T	20.7255	17.8242	25.3081	12.7755	76.6333
	S	105.535	98.997	86.480	122.429	100.531
2	T	20.2096	17.4089	24.9069	12.7184	75.2438
	S	108.229	101.359	87.873	122.979	102.387
3	T	20.1199	17.3809	25.0822	12.7251	75.3081
	S	108.712	101.522	87.259	122.914	102.300
4	T	20.3304	17.4415	24.9405	12.7170	75.4294
	S	107.586	101.169	87.754	122.992	102.135
5	T		23.1166	26.4248		188.2936
	S		76.332	82.825		40.915
6	T	20.4059	17.2791	24.5573	12.7542	74.9965
	S	107.188	102.120	89.124	122.633	102.725
7	T	19.7654	17.1793	24.3450	12.7191	74.0088
	S	110.662	102.713	89.901	122.972	104.096
8	T	20.6764	17.2350	24.5362	12.6443	75.0919
	S	105.786	102.382	89.200	123.699	102.594
9	T	19.6384	17.0426	24.3337	12.7393	73.7540
	S	111.377	103.537	89.943	122.777	104.455
10	T	19.6800	17.3406	24.6390	12.6981	74.3577
	S	111.142	101.758	88.828	123.175	103.607
11	T		17.5897	24.6209		288.0488
	S		100.317	88.893		26.745
12	T	19.9067	17.1555	24.5617	12.6502	74.2741
	S	109.876	102.856	89.108	123.642	103.724
13	T	19.9290	17.1248	24.5650	12.6680	74.2868
	S	109.753	103.040	89.096	123.468	103.706
14	T	19.6982	17.1274	24.6185	12.6886	74.1327
	S	111.039	103.025	88.902	123.267	103.922
15	T	19.6032	17.0664	24.4805	12.6871	73.8372
	S	111.577	103.393	89.403	123.282	104.338
16	T	19.7774	17.2059	24.5332	12.6993	74.2158
	S	110.595	102.555	89.211	123.164	103.805
17	T	19.8047	17.0449	24.5120	12.6978	74.0594
	S	110.442	103.523	89.288	123.178	104.025
18	T	19.7440	17.1560	24.6098	12.6617	74.1715
	S	110.782	102.853	88.934	123.529	103.867
19	T	19.6840	17.0687	24.5747	12.6622	73.9896
	S	111.119	103.379	89.061	123.524	104.123

**Event:** NJMP RTI - MX-5 Open Test  
**Track:** New Jersey Motorsports Park  
**Report:** Section Data Report  
**Session:** Indy Pro 2000 Test Session 2

2.14 mile(s)



**Indy Pro 2000 Championship**  
**October 9, 2020**

**Section Data for Car 19 - Kaminsky, Colin (R)**

Lap	T/SF to I1	I1 to I2	I2 to I3	I3 to SF	Lap	
20	T	19.6738	17.1130	24.5939	12.6427	74.0234
	S	111.177	103.111	88.991	123.715	104.075
21	T	19.7993	17.1436	24.7898	12.6567	74.3894
	S	110.472	102.927	88.288	123.578	103.563
22	T		17.3514	24.8942		167.4643
	S		101.695	87.918		46.004
23	T	19.9255	17.2672	24.6349	12.6589	74.4865
	S	109.773	102.191	88.843	123.557	103.428
24	T	19.9477	17.1993	24.8081	12.6459	74.6010
	S	109.650	102.594	88.223	123.684	103.269

**Event:** NJMP RTI - MX-5 Open Test  
**Track:** New Jersey Motorsports Park  
**Report:** Section Data Report  
**Session:** Indy Pro 2000 Test Session 2

2.14 mile(s)



**Indy Pro 2000 Championship**  
**October 9, 2020**

**Section Data for Car 3 - Comeau, Antoine**

Lap	T/SF to I1	I1 to I2	I2 to I3	I3 to SF	Lap	
1	T	22.8125	19.1319	25.9161	12.8834	80.7439
	S	95.880	92.231	84.451	121.404	95.413
2	T	20.6404	17.4240	24.9443	12.7450	75.7537
	S	105.970	101.271	87.741	122.722	101.698
3	T	20.3117	17.4319	25.2901	12.7226	75.7563
	S	107.685	101.225	86.541	122.938	101.695
4	T	22.0631	17.6350	25.3061	13.4841	78.4883
	S	99.137	100.059	86.487	115.995	98.155
5	T	20.3341	17.4566	25.1271	12.7413	75.6591
	S	107.567	101.082	87.103	122.758	101.825
6	T	20.3535	17.5437	25.1112	12.7559	75.7643
	S	107.464	100.580	87.158	122.617	101.684
7	T		19.6287	28.0722		284.8867
	S		89.896	77.965		27.042
8	T	20.3755	17.3879	24.5758	12.7165	75.0557
	S	107.348	101.481	89.057	122.997	102.644
9	T	20.0173	17.2739	24.4661	12.6737	74.4310
	S	109.269	102.151	89.456	123.412	103.505
10	T	19.8549	17.2129	24.5921	12.7054	74.3653
	S	110.163	102.513	88.998	123.104	103.597
11	T	19.8529	17.1142	24.7109	12.7201	74.3981
	S	110.174	103.104	88.570	122.962	103.551
12	T	20.9194	19.3576	25.8346	12.7279	78.8395
	S	104.557	91.155	84.717	122.887	97.718
13	T		17.6851	24.9447		340.1022
	S		99.776	87.740		22.652
14	T	20.1532	17.1145	24.5874	12.8022	74.6573
	S	108.532	103.102	89.015	122.174	103.192
15	T	20.2489	17.1768	24.7105	12.7616	74.8978
	S	108.019	102.728	88.571	122.562	102.860
16	T	20.0901	17.1311	24.6128	12.7024	74.5364
	S	108.873	103.002	88.923	123.133	103.359
17	T	20.0165	17.1102	24.8990	12.7990	74.8247
	S	109.273	103.128	87.901	122.204	102.961
18	T	19.9944	17.4696	24.9928	12.7043	75.1611
	S	109.394	101.007	87.571	123.115	102.500
19	T	20.7381	17.4319	24.9335	12.6548	75.7583
	S	105.471	101.225	87.779	123.597	101.692

**Event:** NJMP RTI - MX-5 Open Test  
**Track:** New Jersey Motorsports Park  
**Report:** Section Data Report  
**Session:** Indy Pro 2000 Test Session 2

2.14 mile(s)



**Indy Pro 2000 Championship**  
**October 9, 2020**

**Section Data for Car 3 - Comeau, Antoine**

Lap	T/SF to I1	I1 to I2	I2 to I3	I3 to SF	Lap	
20	T	20.8449	17.8732	25.0739	12.7003	76.4923
	S	104.931	98.726	87.287	123.154	100.716
21	T	20.2356	17.3912	24.9749	12.7680	75.3697
	S	108.090	101.462	87.633	122.501	102.216

**Event:** NJMP RTI - MX-5 Open Test  
**Track:** New Jersey Motorsports Park  
**Report:** Section Data Report  
**Session:** Indy Pro 2000 Test Session 2

2.14 mile(s)



**Indy Pro 2000 Championship**  
**October 9, 2020**

**Section Data for Car 42 - Petrov, Artem**

Lap	T/SF to I1	I1 to I2	I2 to I3	I3 to SF	Lap	
1	T	20.3754	17.3312	24.6322	12.8185	75.1573
	S	107.349	101.813	88.853	122.018	102.505
2	T	19.9613	17.0255	24.4415	12.7948	74.2231
	S	109.576	103.641	89.546	122.244	103.795
3	T	19.8594	17.0091	24.3193	12.7269	73.9147
	S	110.138	103.741	89.996	122.896	104.228
4	T	19.6171	16.9755	24.4506	12.7705	73.8137
	S	111.498	103.947	89.513	122.477	104.371
5	T	23.1599	19.0230	25.1640	12.7971	80.1440
	S	94.442	92.759	86.975	122.222	96.127
6	T	19.7219	16.9370	24.7701	12.7924	74.2214
	S	110.906	104.183	88.358	122.267	103.798
7	T	20.0640	17.1293	24.6780	12.7380	74.6093
	S	109.015	103.013	88.688	122.789	103.258
8	T		17.3929	24.8281		354.3891
	S		101.452	88.152		21.739
9	T	19.7649	17.0454	24.5276	12.8316	74.1695
	S	110.664	103.520	89.232	121.894	103.870
10	T	19.7012	16.9911	24.5467	12.7500	73.9890
	S	111.022	103.851	89.162	122.674	104.124
11	T	19.7123	17.0675	24.5471	12.7053	74.0322
	S	110.960	103.386	89.161	123.105	104.063
12	T	22.0429	20.2450	28.6380	12.7053	83.6312
	S	99.228	87.160	76.424	123.105	92.119
13	T	19.9673	16.9767	24.7953	12.6982	74.4375
	S	109.543	103.939	88.268	123.174	103.496
14	T	20.2486	17.1210	24.8059	12.6837	74.8592
	S	108.021	103.063	88.230	123.315	102.913
15	T		21.7691	25.3245		315.4610
	S		81.057	86.424		24.421
16	T	19.6586	16.7711	24.0512	12.6961	73.1770
	S	111.263	105.213	90.999	123.195	105.279
17	T	19.4344	16.7404	24.1322	12.6555	72.9625
	S	112.546	105.406	90.694	123.590	105.588
18	T	24.2172	27.3198	25.8667	12.6328	90.0365
	S	90.319	64.589	84.612	123.812	85.565
19	T	19.4282	16.8543	24.2444	12.7076	73.2345
	S	112.582	104.694	90.274	123.083	105.196



**Event:** NJMP RTI - MX-5 Open Test  
**Track:** New Jersey Motorsports Park  
**Report:** Section Data Report  
**Session:** Indy Pro 2000 Test Session 2

2.14 mile(s)



**Indy Pro 2000 Championship**  
**October 9, 2020**

**Section Data for Car 42 - Petrov, Artem**

Lap	T/SF to I1	I1 to I2	I2 to I3	I3 to SF	Lap	
20	T	20.1279	17.0227	24.9585	12.8764	74.9855
	S	108.669	103.658	87.691	121.470	102.740

**Event:** NJMP RTI - MX-5 Open Test  
**Track:** New Jersey Motorsports Park  
**Report:** Section Data Report  
**Session:** Indy Pro 2000 Test Session 2

2.14 mile(s)



**Indy Pro 2000 Championship**  
**October 9, 2020**

**Section Data for Car 51 - Abel, Jacob**

Lap	T/SF to I1	I1 to I2	I2 to I3	I3 to SF	Lap	
1	T	21.4562	17.9365	25.7542	12.8461	77.9930
	S	101.941	98.377	84.982	121.756	98.778
2	T	20.6824	17.6844	25.5680	12.6933	76.6281
	S	105.755	99.780	85.601	123.222	100.538
3	T	20.8337	17.5355	25.4847	12.7886	76.6425
	S	104.987	100.627	85.880	122.304	100.519
4	T	20.8025	17.7575	25.6959	12.8503	77.1062
	S	105.145	99.369	85.175	121.716	99.914
5	T		20.6197	26.8984		604.3588
	S		85.576	81.367		12.747
6	T	20.3962	17.4297	25.1517	12.8055	75.7831
	S	107.239	101.238	87.017	122.142	101.659
7	T	20.0779	17.2248	24.8231	12.7284	74.8542
	S	108.939	102.442	88.169	122.882	102.920
8	T	20.1621	17.3155	24.8992	12.7568	75.1336
	S	108.484	101.906	87.900	122.608	102.537
9	T	20.0734	17.2900	24.9138	12.7695	75.0467
	S	108.964	102.056	87.848	122.486	102.656
10	T	21.3853	17.6603	26.7277	12.7257	78.4990
	S	102.279	99.916	81.886	122.908	98.141
11	T		17.8908	25.6335		352.9967
	S		98.629	85.382		21.825
12	T	20.0798	17.4043	24.7500	12.8447	75.0788
	S	108.929	101.386	88.430	121.769	102.612
13	T	20.0597	17.7702	25.9894	12.7329	76.5522
	S	109.038	99.298	84.213	122.839	100.637
14	T		17.9030	26.0551		333.7325
	S		98.561	84.000		23.084
15	T	20.6544	17.4891	25.2263	12.7858	76.1556
	S	105.899	100.894	86.760	122.330	101.161
16	T	23.5421	17.7754	26.2016	12.7814	80.3005
	S	92.909	99.269	83.531	122.372	95.940
17	T	20.1431	17.2626	25.0128	12.7762	75.1947
	S	108.587	102.218	87.501	122.422	102.454

Event: NJMP RTI - MX-5 Open Test  
Track: New Jersey Motorsports Park  
Report: Section Data Report  
Session: Indy Pro 2000 Test Session 2

2.14 mile(s)



Indy Pro 2000 Championship  
October 9, 2020

Section Data for Car 68 - Frost, Danial

Lap	T/SF to I1	I1 to I2	I2 to I3	I3 to SF	Lap	
1	T	21.9077	17.6072	25.3974	12.6306	77.5429
	S	99.840	100.217	86.176	123.833	99.351
2	T	20.6008	17.3879	25.1032	12.7002	75.7921
	S	106.174	101.481	87.186	123.155	101.646
3	T	20.7473	17.3300	25.1842	12.6004	75.8619
	S	105.424	101.820	86.905	124.130	101.553
4	T		17.7836	25.2635		259.6268
	S		99.223	86.632		29.673
5	T	20.2846	17.2357	24.4039	12.5946	74.5188
	S	107.829	102.377	89.684	124.187	103.383
6	T	19.8368	17.0936	24.3699	12.6306	73.9309
	S	110.263	103.228	89.809	123.833	104.205
7	T	19.9368	16.8856	24.4177	12.5599	73.8000
	S	109.710	104.500	89.633	124.531	104.390
8	T	19.9256	17.1808	26.2024	12.5761	75.8849
	S	109.772	102.704	83.528	124.370	101.522
9	T		17.9604	25.0163		765.1939
	S		98.246	87.488		10.068
10	T	20.2379	17.1205	24.7396	12.7111	74.8091
	S	108.078	103.066	88.467	123.049	102.982
11	T	20.1065	17.1055	24.7386	12.6576	74.6082
	S	108.784	103.157	88.471	123.569	103.259
12	T	19.9517	17.1203	24.5566	12.6392	74.2678
	S	109.628	103.067	89.126	123.749	103.733
13	T	19.9980	17.0517	24.5737	12.6063	74.2297
	S	109.375	103.482	89.064	124.072	103.786
14	T	20.0438	17.2739	25.1234	12.6280	75.0691
	S	109.125	102.151	87.115	123.859	102.625
15	T	20.1301	17.1668	24.8734	12.6818	74.8521
	S	108.657	102.788	87.991	123.334	102.923
16	T	20.1764	17.2241	24.6571	12.6581	74.7157
	S	108.407	102.446	88.763	123.564	103.111
17	T	20.1737	17.1062	25.2289	12.6477	75.1565
	S	108.422	103.152	86.751	123.666	102.506
18	T	20.3757	17.1414	24.7226	12.7141	74.9538
	S	107.347	102.941	88.528	123.020	102.783

Event: NJMP RTI - MX-5 Open Test  
Track: New Jersey Motorsports Park  
Report: Section Data Report  
Session: Indy Pro 2000 Test Session 2

2.14 mile(s)



Indy Pro 2000 Championship  
October 9, 2020

Section Data for Car 7 - Enders, Kory

Lap	T/SF to I1	I1 to I2	I2 to I3	I3 to SF	Lap	
1	T	20.4463	17.6746	25.2828	12.7815	76.1852
	S	106.976	99.835	86.566	122.371	101.122
2	T	20.4272	17.3562	25.1612	12.9846	75.9292
	S	107.076	101.667	86.985	120.457	101.463
3	T	20.1854	17.4841	24.9756	12.9714	75.6165
	S	108.359	100.923	87.631	120.580	101.883
4	T	20.1839	17.4635	25.0765	12.8547	75.5786
	S	108.367	101.042	87.278	121.675	101.934
5	T	20.3910	17.3777	27.3334	12.8566	77.9587
	S	107.267	101.541	80.072	121.657	98.822
6	T	21.4165	18.1757	25.6115	12.7522	77.9559
	S	102.130	97.083	85.455	122.653	98.825
7	T	20.5145	17.4768	24.9913	12.8481	75.8307
	S	106.621	100.965	87.576	121.737	101.595
8	T	20.1518	19.3916	25.5230	12.7950	77.8614
	S	108.540	90.995	85.752	122.242	98.945
9	T		18.1152	25.3545		489.1169
	S		97.407	86.321		15.751
10	T	20.3232	17.3576	24.9529	12.8015	75.4352
	S	107.624	101.658	87.711	122.180	102.127
11	T	20.5059	17.2319	25.0480	12.7312	75.5170
	S	106.666	102.400	87.378	122.855	102.017
12	T	20.2041	17.3969	24.9246	12.7620	75.2876
	S	108.259	101.429	87.810	122.558	102.328
13	T	21.0647	17.3770	25.2546	12.7262	76.4225
	S	103.836	101.545	86.663	122.903	100.808
14	T	20.1948	17.4105	24.8766	12.7499	75.2318
	S	108.309	101.349	87.980	122.675	102.404
15	T	20.1370	17.3808	26.1210	12.7369	76.3757
	S	108.620	101.523	83.788	122.800	100.870
16	T		21.6064	29.4766		383.1707
	S		81.668	74.250		20.106
17	T	20.3688	17.1307	24.4258	12.6729	74.5982
	S	107.383	103.005	89.603	123.420	103.273
18	T	19.9678	16.9938	24.5766	12.5441	74.0823
	S	109.540	103.835	89.054	124.687	103.992
19	T	19.6932	20.7269	26.7704	12.5801	79.7706
	S	111.067	85.133	81.756	124.331	96.577

**Event:** NJMP RTI - MX-5 Open Test  
**Track:** New Jersey Motorsports Park  
**Report:** Section Data Report  
**Session:** Indy Pro 2000 Test Session 2

2.14 mile(s)



**Indy Pro 2000 Championship**  
**October 9, 2020**

**Section Data for Car 7 - Enders, Kory**

Lap	T/SF to I1	I1 to I2	I2 to I3	I3 to SF	Lap	
20	T	19.7323	16.9158	24.2371	12.6238	73.5090
	S	110.847	104.313	90.301	123.900	104.803
21	T	19.5364	16.9181	24.3860	12.5843	73.4248
	S	111.959	104.299	89.750	124.289	104.924
22	T	19.7044	17.4708	29.4717	12.6689	
	S	111.004	101.000	74.262	123.459	

**Event:** NJMP RTI - MX-5 Open Test  
**Track:** New Jersey Motorsports Park  
**Report:** Section Data Report  
**Session:** Indy Pro 2000 Test Session 2

2.14 mile(s)



**Indy Pro 2000 Championship**  
**October 9, 2020**

**Section Data for Car 8 - Sulaiman, Manuel (R)**

Lap	T/SF to I1	I1 to I2	I2 to I3	I3 to SF	Lap	
1	T	20.7610	17.2570	24.7095	13.0124	75.7399
	S	105.355	102.251	88.575	120.200	101.717
2	T	19.9828	17.0541	24.6344	12.6489	74.3202
	S	109.458	103.468	88.845	123.654	103.660
3	T	20.5308	17.3004	25.0105	12.5218	75.3635
	S	106.536	101.994	87.509	124.909	102.225
4	T	20.2921	16.9910	24.7619	12.8985	74.9435
	S	107.789	103.852	88.387	121.261	102.797
5	T	19.9731	16.9474	24.5232	12.7013	74.1450
	S	109.511	104.119	89.248	123.144	103.905
6	T	19.8943	17.0146	24.6323	12.6280	74.1692
	S	109.945	103.708	88.852	123.859	103.871
7	T	20.0245	17.1155	24.7409	12.6397	74.5206
	S	109.230	103.096	88.462	123.744	103.381
8	T		18.1666	24.9099		382.9866
	S		97.131	87.862		20.116
9	T	19.9772	17.0775	24.7470	12.6864	74.4881
	S	109.488	103.326	88.440	123.289	103.426
10	T	19.8238	16.9554	24.6541	12.6771	74.1104
	S	110.336	104.070	88.774	123.379	103.953
11	T	20.3093	17.1424	24.7132	12.6742	74.8391
	S	107.698	102.935	88.561	123.407	102.941
12	T	19.9574	17.0550	24.8891	12.6216	74.5231
	S	109.597	103.462	87.936	123.922	103.377
13	T	20.3896	17.8409	25.3911	12.5834	76.2050
	S	107.274	98.905	86.197	124.298	101.096
14	T		18.1861	25.3230		287.1223
	S		97.027	86.429		26.832
15	T	20.1885	17.1408	24.7311	12.7384	74.7988
	S	108.343	102.944	88.497	122.786	102.996
16	T	19.9277	17.0376	24.9267	12.7284	74.6204
	S	109.760	103.568	87.803	122.882	103.243
17	T		19.9587	30.9918		219.6531
	S		88.410	70.620		35.073
18	T	20.1820	16.9569	24.3966	12.6033	74.1388
	S	108.377	104.061	89.711	124.102	103.913
19	T	19.9592	16.8764	24.2204	12.5796	73.6356
	S	109.587	104.557	90.363	124.336	104.623

**Event:** NJMP RTI - MX-5 Open Test  
**Track:** New Jersey Motorsports Park  
**Report:** Section Data Report  
**Session:** Indy Pro 2000 Test Session 2

2.14 mile(s)



**Indy Pro 2000 Championship**  
**October 9, 2020**

**Section Data for Car 8 - Sulaiman, Manuel (R)**

Lap	T/SF to I1	I1 to I2	I2 to I3	I3 to SF	Lap	
20	T	19.5431	16.8025	24.1588	12.5721	73.0765
	S	111.920	105.017	90.594	124.410	105.424
21	T	19.6423	16.7666	24.1484	12.5621	73.1194
	S	111.355	105.242	90.633	124.509	105.362
22	T	19.5606	16.7555	24.2995	12.5348	73.1504
	S	111.820	105.311	90.069	124.780	105.317
23	T	19.6604	16.7897	25.5073	12.5952	
	S	111.253	105.097	85.804	124.182	

**Event:** NJMP RTI - MX-5 Open Test  
**Track:** New Jersey Motorsports Park  
**Report:** Section Data Report  
**Session:** Indy Pro 2000 Test Session 2

2.14 mile(s)



**Indy Pro 2000 Championship**  
**October 9, 2020**

**Section Data for Car 83 - Finelli, Charles**

Lap	T/SF to I1	I1 to I2	I2 to I3	I3 to SF	Lap	
1	T	24.0434	18.8751	26.3111	13.1744	82.4040
	S	90.972	93.485	83.183	118.722	93.491
2	T	21.6341	18.3126	25.7283	13.2155	78.8905
	S	101.103	96.357	85.067	118.353	97.654
3	T	21.7823	18.0981	25.7920	13.1686	78.8410
	S	100.415	97.499	84.857	118.774	97.716
4	T	21.4088	18.1885	25.9202	13.2301	78.7476
	S	102.167	97.014	84.437	118.222	97.832
5	T	21.2934	17.8665	25.8199	13.0675	78.0473
	S	102.721	98.763	84.765	119.693	98.709
6	T	21.9121	18.1633	28.7824	13.0941	81.9519
	S	99.820	97.149	76.041	119.450	94.006
7	T		20.7604	26.4918		225.8923
	S		84.996	82.616		34.105
8	T	21.3051	18.0522	25.5609	13.1614	78.0796
	S	102.664	97.747	85.624	118.839	98.669
9	T	21.1867	18.2747	25.7774	13.1050	78.3438
	S	103.238	96.557	84.905	119.351	98.336
10	T	21.2675	17.8402	25.4434	13.1119	77.6630
	S	102.846	98.908	86.020	119.288	99.198
11	T	21.2916	19.0426	25.8467	12.9879	79.1688
	S	102.729	92.663	84.678	120.427	97.311
12	T	21.3693	17.7038	25.7206	12.9799	77.7736
	S	102.356	99.670	85.093	120.501	99.057
13	T	21.1636	17.8109	25.9850	13.0539	78.0134
	S	103.351	99.071	84.227	119.818	98.752
14	T	21.3891	17.7203	25.5659	13.0615	77.7368
	S	102.261	99.578	85.608	119.748	99.104
15	T	21.2686	18.2149	26.5319	13.0368	79.0522
	S	102.840	96.874	82.491	119.975	97.455
16	T	21.2447	18.3149	25.7126	13.1431	78.4153
	S	102.956	96.345	85.119	119.005	98.246
17	T	21.2480	17.7063	25.7457	12.9838	77.6838
	S	102.940	99.656	85.010	120.465	99.171
18	T	21.1563	17.8211	25.7637	13.0115	77.7526
	S	103.386	99.014	84.950	120.208	99.084
19	T	21.3254	17.9550	25.6644	13.0586	78.0034
	S	102.567	98.276	85.279	119.775	98.765



**Event:** NJMP RTI - MX-5 Open Test  
**Track:** New Jersey Motorsports Park  
**Report:** Section Data Report  
**Session:** Indy Pro 2000 Test Session 2

2.14 mile(s)



**Indy Pro 2000 Championship**  
**October 9, 2020**

**Section Data for Car 83 - Finelli, Charles**

Lap	T/SF to I1	I1 to I2	I2 to I3	I3 to SF	Lap	
20	T	21.5834	18.9361	25.8927	13.0614	79.4736
	S	101.341	93.184	84.527	119.749	96.938
21	T	21.2387	18.2750	25.8231	13.0076	78.3444
	S	102.985	96.555	84.755	120.244	98.335
22	T	21.3836	17.7324	26.7570	12.9550	78.8280
	S	102.287	99.510	81.797	120.733	97.732

**Event:** NJMP RTI - MX-5 Open Test  
**Track:** New Jersey Motorsports Park  
**Report:** Section Data Report  
**Session:** Indy Pro 2000 Test Session 2

2.14 mile(s)



**Indy Pro 2000 Championship**  
**October 9, 2020**

**Section Data for Car 9 - Thompson, Parker**

Lap	T/SF to I1	I1 to I2	I2 to I3	I3 to SF	Lap	
1	T	20.2905	17.2320	24.6517	12.8190	74.9932
	S	107.798	102.399	88.782	122.013	102.729
2	T	20.0111	17.2448	24.6061	12.8579	74.7199
	S	109.303	102.323	88.947	121.644	103.105
3	T	20.5565	17.5173	24.8245	12.7455	75.6438
	S	106.403	100.732	88.164	122.717	101.846
4	T	19.7786	17.2287	24.7009	12.7752	74.4834
	S	110.588	102.419	88.606	122.432	103.432
5	T	21.0346	18.0424	25.3341	12.7450	77.1561
	S	103.985	97.800	86.391	122.722	99.850
6	T		17.4857	25.3227		354.9323
	S		100.914	86.430		21.706
7	T	20.4547	17.2507	24.6778	12.7796	75.1628
	S	106.933	102.288	88.688	122.390	102.498
8	T	19.8362	17.2643	24.7799	12.8066	74.6870
	S	110.267	102.208	88.323	122.132	103.150
9	T	19.8968	17.1065	24.5762	12.7964	74.3759
	S	109.931	103.151	89.055	122.229	103.582
10	T	20.5422	17.3814	24.9192	12.7978	75.6406
	S	106.477	101.519	87.829	122.216	101.850
11	T		20.2510	25.2658		354.0492
	S		87.134	86.624		21.760
12	T	19.9272	17.2885	24.5219	12.7810	74.5186
	S	109.763	102.065	89.252	122.376	103.384
13	T	19.8613	17.1493	24.7799	12.7195	74.5100
	S	110.127	102.893	88.323	122.968	103.396
14	T	20.5634	17.8015	25.8223	12.7263	76.9135
	S	106.367	99.123	84.758	122.902	100.164
15	T		20.3261	29.0237		326.2975
	S		86.812	75.409		23.610
16	T	20.6053	17.1965	24.6343	12.8430	75.2791
	S	106.151	102.611	88.845	121.785	102.339
17	T	19.6574	16.9351	24.2276	12.6532	73.4733
	S	111.270	104.195	90.336	123.612	104.854
18	T	21.7110	20.5502	26.0315	12.5914	80.8841
	S	100.745	85.865	84.076	124.219	95.247
19	T	19.5810	16.7925	23.9210	12.6554	72.9499
	S	111.704	105.079	91.494	123.591	105.607

**Event:** NJMP RTI - MX-5 Open Test  
**Track:** New Jersey Motorsports Park  
**Report:** Section Data Report  
**Session:** Indy Pro 2000 Test Session 2

2.14 mile(s)



**Indy Pro 2000 Championship**  
**October 9, 2020**

**Section Data for Car 9 - Thompson, Parker**

Lap	T/SF to I1	I1 to I2	I2 to I3	I3 to SF	Lap	
20	T	19.3025	16.7719	23.9721	12.5933	72.6398
	S	113.316	105.208	91.299	124.200	106.058
21	T	20.1744	17.7332	26.3667	12.6027	76.8770
	S	108.418	99.505	83.008	124.108	100.212

**Event:** NJMP RTI - MX-5 Open Test  
**Track:** New Jersey Motorsports Park  
**Report:** Section Data Report  
**Session:** Indy Pro 2000 Test Session 2

2.14 mile(s)








**Indy Pro 2000 Championship**  
**October 9, 2020**

Section Data for Car

Report Support Information

Section Legend	
Name	Length
SF to I1	0.607576 miles
I1 to I2	0.490152 miles
I2 to I3	0.607955 miles
I3 to SF	0.434470 miles
Lap	2.140000 miles
SFP to I1	0.607576 miles
I3 to SFP	0.434470 miles

Color Legend	
	Fastest Lap
	Section Under Caution
	Section Under Green
	Section Time Data
	Section Speed Data

