

Event: Chris Griffis Memorial OT - Indy Pro 2000

Track: Indianapolis Motor Speedway RC

2.439 mile(s)



Report: Section Data Report

Indy Pro 2000 Championship

Session: Test Session 2

October 19, 2019

Section Data for Car 10 - Denes, Phillippe

Lap	T/SF to I1	I1 to I2	I2 to I3A	I3A to I4	I5 to I6	I6 to I8	I8 to SF	Lap	
1	T	6.2128	9.8121	3.7823	17.2881	7.4626	12.6254	12.8141	81.4435
	S	147.277	92.766	103.292	119.420	98.948	99.151	113.015	107.810
2	T	6.1252	9.4759	3.7891	17.2572	7.5198	12.6311	12.9521	81.0042
	S	149.383	96.057	103.107	119.634	98.195	99.106	111.811	108.394
3	T	6.0951	9.6871	3.8142	17.2231	7.5367	12.6999	12.7469	81.2900
	S	150.121	93.963	102.428	119.871	97.975	98.569	113.611	108.013
4	T	6.0783	9.9118	3.7889	17.2969	7.4961	12.9095	12.7878	81.6973
	S	150.536	91.833	103.112	119.359	98.506	96.969	113.247	107.475
5	T	6.0890	9.5793	3.8240	17.3305	7.5914	12.7387	12.8649	81.3951
	S	150.271	95.020	102.166	119.128	97.269	98.269	112.568	107.874
6	T	6.0867	9.6418	3.8022	17.3868	7.5503			94.4205
	S	150.328	94.404	102.752	118.742	97.799			92.993
7	T			4.0404	17.9704	7.6116	12.6554	12.8264	243.4174
	S			96.694	114.886	97.011	98.916	112.906	36.071
8	T	6.0944	9.6182	3.7530	17.0388	7.4128	12.3883	12.7878	80.3603
	S	150.138	94.636	104.099	121.167	99.613	101.048	113.247	109.263
9	T	6.0834	9.3749	3.7547	17.1107	7.4283	12.5343	12.8175	80.2282
	S	150.409	97.092	104.051	120.658	99.405	99.871	112.985	109.443
10	T	6.0765	9.4164	3.7788	17.0694	7.4124	12.5076	12.7961	80.1672
	S	150.580	96.664	103.388	120.950	99.618	100.085	113.174	109.526
11	T	6.0765	9.3545	3.7614	17.0620	7.4202	12.6322	12.8348	80.4203
	S	150.580	97.304	103.866	121.003	99.513	99.097	112.832	109.181
12	T	6.0119	9.6458	3.8091	17.4109	7.5531	12.6729	12.8031	81.3896
	S	152.198	94.365	102.565	118.578	97.762	98.779	113.112	107.881
13	T	6.0884	9.4412	3.7676	17.2450	7.5010	12.7035	12.8818	80.8612
	S	150.286	96.410	103.695	119.718	98.441	98.541	112.421	108.586
14	T	6.0918	9.4621	3.7860	17.6417	7.7673			94.0517
	S	150.202	96.197	103.191	117.026	95.066			93.357
15	T			3.7355	17.2720	7.3947	15.6857	12.7354	443.5628
	S			104.586	119.531	99.857	79.806	113.713	19.795
16	T	6.0821	9.5236	3.8917	17.2137	7.4641	12.5813	12.7471	80.8528
	S	150.441	95.576	100.388	119.936	98.928	99.498	113.609	108.597
17	T	6.0623	9.3619	3.7719	17.2102	7.4199	12.7681	12.8137	80.6739
	S	150.933	97.227	103.577	119.961	99.517	98.043	113.018	108.838
18	T	6.0646	9.4764	3.7911	17.1765	7.6935	12.6921	12.8307	80.9972
	S	150.876	96.052	103.052	120.196	95.978	98.630	112.868	108.404
19	T	6.0568	9.4985	3.7807	17.5574	7.5183			93.4632
	S	151.070	95.829	103.336	117.588	98.215			93.945

Event: Chris Griffis Memorial OT - Indy Pro 2000

Track: Indianapolis Motor Speedway RC

2.439 mile(s)



Report: Section Data Report

Indy Pro 2000 Championship

Session: Test Session 2

October 19, 2019

Section Data for Car 10 - Denes, Phillippe

Lap	T/SF to I1	I1 to I2	I2 to I3A	I3A to I4	I5 to I6	I6 to I8	I8 to SF	Lap	
20	T		3.7770	17.2257	7.5369	12.6970	12.7886	262.9699	
	S		103.437	119.853	97.973	98.592	113.240	33.389	
21	T	6.0410	9.6144	3.8069	17.0916	7.5473	12.8131	12.7401	81.1277
	S	151.465	94.673	102.625	120.793	97.838	97.698	113.671	108.229
22	T	6.0249	9.6285	3.8279	18.6859	7.5131	12.7351	12.7668	83.1778
	S	151.870	94.535	102.062	110.487	98.283	98.297	113.433	105.562
23	T	6.0452	9.4658	3.7648	17.1920	7.5069	12.8164	12.7457	80.8418
	S	151.360	96.160	103.772	120.088	98.364	97.673	113.621	108.612
24	T	6.0348	9.5298	3.8049	17.3572	7.6540			
	S	151.621	95.514	102.679	118.945	96.474			

Event: Chris Griffis Memorial OT - Indy Pro 2000

Track: Indianapolis Motor Speedway RC

2.439 mile(s)



Report: Section Data Report

Indy Pro 2000 Championship

Session: Test Session 2

October 19, 2019

Section Data for Car 12 - Thompson, Parker

Lap	T/SF to I1	I1 to I2	I2 to I3A	I3A to I4	I5 to I6	I6 to I8	I8 to SF	Lap	
1	T		4.7855	20.4260	8.0787	13.7141	13.2730	108.7262	
	S		81.639	101.074	91.402	91.280	109.107	80.757	
2	T	6.2157	10.1425	3.8744	17.4327	7.6884	13.1107	12.7114	83.1796
	S	147.208	89.744	100.837	118.429	96.042	95.481	113.928	105.560
3	T	6.1564	9.6544	3.7983	17.1526	7.4203	12.9730	12.5437	81.2431
	S	148.626	94.281	102.857	120.363	99.512	96.494	115.451	108.076
4	T	6.1022	9.5315	3.7674	17.2330	7.4003	12.9766	12.5710	80.9642
	S	149.946	95.497	103.701	119.802	99.781	96.467	115.200	108.448
5	T	6.0601	9.6401	3.8113	17.2230	7.4120	12.7933	12.7396	81.2491
	S	150.988	94.421	102.506	119.871	99.623	97.850	113.676	108.068
6	T	6.0592	9.7062	3.7698	17.2433	7.5391			280.7816
	S	151.010	93.778	103.635	119.730	97.944			31.271
7	T			4.0667	18.3405	7.5951	12.8305	12.7720	96.2858
	S			96.069	112.568	97.222	97.566	113.387	91.191
8	T	6.1277	9.6179	3.8058	17.2408	7.4522	12.7917	12.6462	81.0385
	S	149.322	94.639	102.654	119.748	99.086	97.862	114.515	108.349
9	T	6.1222	9.4575	3.7957	17.2298	7.5908	12.7667	12.7400	81.1238
	S	149.456	96.244	102.927	119.824	97.277	98.053	113.672	108.235
10	T	6.0976	9.5467	3.7987	17.1664	7.5038			319.5966
	S	150.059	95.345	102.846	120.267	98.405			27.473
11	T			3.7627	17.3701	7.4954	12.8579	12.7297	95.5922
	S			103.830	118.856	98.515	97.358	113.764	91.853
12	T	6.1406	9.5504	3.7513	17.1936	7.4465	12.6888	12.7367	80.8690
	S	149.008	95.308	104.146	120.076	99.162	98.655	113.701	108.576
13	T	6.1158	9.5198	3.7571	17.2029	7.4014	12.6309	12.8006	80.7626
	S	149.612	95.614	103.985	120.011	99.766	99.108	113.134	108.719
14	T	6.0997	9.5835	3.7704	17.2260	7.4695	12.6657	12.7514	80.9667
	S	150.007	94.979	103.618	119.851	98.857	98.835	113.570	108.445
15	T	6.1051	9.7333	3.8951	18.1378	7.5143			262.4237
	S	149.875	93.517	100.301	113.826	98.267			33.459
16	T			4.4570	20.1850	9.2965	14.4879	13.3338	108.6733
	S			87.656	102.281	79.429	86.404	108.610	80.796
17	T	6.1179	10.1003	3.8794	17.7442	7.5402	12.7448	12.6044	82.8896
	S	149.561	90.119	100.707	116.350	97.930	98.222	114.895	105.929
18	T	6.0632	9.4718	3.7070	16.9481	7.3339	12.6035	12.6125	79.9820
	S	150.910	96.099	105.390	121.816	100.684	99.323	114.821	109.780
19	T	6.0832	9.3701	3.7122	17.0155	7.3213	12.5951	12.5999	79.8591
	S	150.414	97.142	105.243	121.333	100.858	99.389	114.936	109.949

Event: Chris Griffis Memorial OT - Indy Pro 2000

Track: Indianapolis Motor Speedway RC

2.439 mile(s)



Report: Section Data Report

Indy Pro 2000 Championship

Session: Test Session 2

October 19, 2019

Section Data for Car 12 - Thompson, Parker

Lap	T/SF to I1	I1 to I2	I2 to I3A	I3A to I4	I5 to I6	I6 to I8	I8 to SF	Lap	
20	T	6.0802	9.4393	3.6982	17.1073	7.2737	12.7371	12.5547	80.0066
	S	150.488	96.430	105.641	120.682	101.518	98.281	115.350	109.746
21	T	6.0719	9.3625	3.7153	17.0689	7.3948	12.6241	12.7407	80.2290
	S	150.694	97.221	105.155	120.954	99.855	99.161	113.666	109.442
22	T	6.1053	9.7803	3.8489	17.5182	7.6214			
	S	149.870	93.067	101.505	117.851	96.886			

Event: Chris Griffis Memorial OT - Indy Pro 2000

Track: Indianapolis Motor Speedway RC

2.439 mile(s)



Report: Section Data Report

Indy Pro 2000 Championship

Session: Test Session 2

October 19, 2019

Section Data for Car 18 - McElrea, Hunter (R)

Lap	T/SF to I1	I1 to I2	I2 to I3A	I3A to I4	I5 to I6	I6 to I8	I8 to SF	Lap	
1	T		4.0591	18.6907	7.6246	13.1366	12.7098	99.7575	
	S		96.248	110.458	96.846	95.292	113.942	88.017	
2	T	6.1898	9.7856	3.7658	17.3859	7.5218	12.7578	12.5611	81.5057
	S	147.824	93.017	103.745	118.748	98.169	98.122	115.291	107.727
3	T	6.1430	9.4449	3.7823	17.1959	7.4321	12.6111	12.6521	80.5745
	S	148.950	96.372	103.292	120.060	99.354	99.263	114.462	108.972
4	T	6.1272	9.4252	3.7704	17.2749	7.4288	12.6353	12.5396	80.4152
	S	149.334	96.574	103.618	119.511	99.398	99.073	115.489	109.188
5	T	6.1134	9.4009	3.7243	17.2233	7.5248	12.5680	12.5427	80.3022
	S	149.671	96.823	104.901	119.869	98.130	99.604	115.460	109.342
6	T	6.1169	9.4248	3.7637	17.2260	7.4577	12.5760	12.6895	80.5434
	S	149.586	96.578	103.803	119.851	99.013	99.540	114.124	109.015
7	T	6.1217	9.4563	3.7982	17.5834	7.4085			182.8517
	S	149.468	96.256	102.860	117.414	99.671			48.019
8	T			3.9477	17.5263	7.4628	12.5613	12.5685	96.8447
	S			98.964	117.797	98.945	99.657	115.223	90.665
9	T	6.1117	9.3788	3.7607	17.2909	7.4374	12.5789	12.6399	80.5196
	S	149.713	97.052	103.885	119.401	99.283	99.517	114.572	109.047
10	T	6.1131	9.3729	3.8999	17.2887	7.4544	12.7108	12.6176	80.6923
	S	149.679	97.113	100.177	119.416	99.057	98.485	114.775	108.813
11	T	6.1046	9.4017	3.7469	17.2259	7.4518	12.6208	12.6000	80.4605
	S	149.887	96.815	104.268	119.851	99.091	99.187	114.935	109.127
12	T	6.1094	9.3924	3.7303	23.4728	7.6550			194.5450
	S	149.769	96.911	104.732	87.955	96.461			45.133
13	T			3.7560	17.4264	7.4412	12.7263	12.4845	94.4615
	S			104.015	118.472	99.233	98.365	115.998	92.952
14	T	6.1060	9.3555	3.7230	17.2961	7.4603	12.5402	12.7564	80.4544
	S	149.853	97.293	104.937	119.365	98.978	99.824	113.526	109.135
15	T	6.1408	9.3720	3.7454	17.2117	7.4299	12.8137	12.5602	80.5005
	S	149.003	97.122	104.310	119.950	99.383	97.694	115.299	109.073
16	T	6.1218	9.3627	3.7738	17.3764	7.4704			286.4079
	S	149.466	97.218	103.525	118.813	98.845			30.657
17	T			5.6052	21.5067	8.0666	12.9183	12.5859	104.2374
	S			69.700	95.995	91.539	96.903	115.064	84.235
18	T	6.0990	9.7579	3.8282	17.2963	7.3937	16.9552	12.5452	85.3843
	S	150.025	93.281	102.054	119.363	99.870	73.831	115.437	102.834
19	T	6.0920	9.6586	3.7740	17.2423	7.3671	12.5683	12.5209	80.6337
	S	150.197	94.240	103.519	119.737	100.231	99.601	115.661	108.892

Event: Chris Griffis Memorial OT - Indy Pro 2000

Track: Indianapolis Motor Speedway RC

2.439 mile(s)



Report: Section Data Report

Indy Pro 2000 Championship

Session: Test Session 2

October 19, 2019

Section Data for Car 18 - McElrea, Hunter (R)

Lap	T/SF to I1	I1 to I2	I2 to I3A	I3A to I4	I5 to I6	I6 to I8	I8 to SF	Lap	
20	T	6.0648			17.6579	7.4050	12.5366	12.5822	87.3444
	S	150.871			116.919	99.718	99.853	115.098	100.526
21	T	6.0653	9.6294	3.7477	17.0927	7.3906	12.6201	12.4791	80.1819
	S	150.858	94.526	104.246	120.785	99.912	99.192	116.049	109.506
22	T	6.0311	9.4426	3.7169	17.1993	7.3995	12.5877	12.6568	80.3330
	S	151.714	96.396	105.110	120.037	99.792	99.448	114.419	109.300
23	T	6.0272	9.5405	3.8171	17.6712	8.2549	21.2893	12.5714	91.3379
	S	151.812	95.407	102.350	116.831	89.451	58.800	115.197	96.131
24	T	6.0991	9.3685	3.7533	17.1875	7.4245	12.5680	12.5151	80.1000
	S	150.022	97.158	104.090	120.119	99.456	99.604	115.715	109.618
25	T	6.1013	9.3488	3.9907	17.4085	7.8402	13.4454	12.4401	83.2079
	S	149.968	97.363	97.898	118.594	94.182	93.104	116.412	105.524
26	T	6.0588	9.3486	3.7860	17.2523	7.5754			
	S	151.020	97.365	103.191	119.668	97.475			

Event: Chris Griffis Memorial OT - Indy Pro 2000

Track: Indianapolis Motor Speedway RC

2.439 mile(s)



Report: Section Data Report

Indy Pro 2000 Championship

Session: Test Session 2

October 19, 2019

Section Data for Car 19 - Kaminsky, Colin (R)

Lap	T/SF to I1	I1 to I2	I2 to I3A	I3A to I4	I5 to I6	I6 to I8	I8 to SF	Lap
1	T		4.1184	18.7993	7.6856	13.1929	12.6799	99.1794
	S		94.863	109.820	96.077	94.886	114.211	88.530
2	T	6.1575	9.8365	3.7701	17.3451	7.4528	12.6928	12.6041
	S	148.599	92.536	103.626	119.028	99.078	98.624	114.898
3	T	6.1154	9.7280	3.7536	17.2271	7.4354	12.7948	12.5205
	S	149.622	93.568	104.082	119.843	99.310	97.838	115.665
4	T	6.0913	9.4998	3.7701	17.1884	7.4541	12.7081	12.5315
	S	150.214	95.815	103.626	120.113	99.061	98.506	115.563
5	T	6.0930	9.5254	3.8059	17.1961	7.4242	12.6794	12.5457
	S	150.172	95.558	102.652	120.059	99.460	98.729	115.433
6	T	6.0927	9.5187	3.7943	17.1727	7.4223	12.7544	12.6459
	S	150.180	95.625	102.965	120.223	99.485	98.148	114.518
7	T	6.1016	9.4657	3.7646	17.1666	7.4817	12.7262	12.7542
	S	149.961	96.161	103.778	120.265	98.695	98.365	113.545
8	T	6.1404	9.4928	3.7288	19.0613	7.4408		179.9238
	S	149.013	95.886	104.774	108.311	99.238		48.801
9	T			3.8116	20.9682	7.6575	12.7318	12.6424
	S			102.498	98.461	96.430	98.322	114.550
10	T	6.1007	9.5711	3.7507	17.2064	7.4280	12.6931	12.4775
	S	149.983	95.102	104.162	119.987	99.409	98.622	116.063
11	T	6.0802	9.5373	3.7633	17.2108	7.4466	12.7344	12.5295
	S	150.488	95.439	103.814	119.956	99.161	98.302	115.582
12	T	6.0931	9.4233	3.7329	17.4778	7.4321		203.8639
	S	150.170	96.593	104.659	118.124	99.354		43.070
13	T			3.8119	17.4768	7.4831	12.8067	12.5721
	S			102.490	118.131	98.677	97.747	115.190
14	T	6.1426	9.4958	3.7486	17.2954	7.4965	12.8531	12.6308
	S	148.960	95.856	104.221	119.370	98.501	97.394	114.655
15	T	6.1520	9.4617	3.7623	17.3299	7.4794	12.6771	12.6791
	S	148.732	96.201	103.841	119.132	98.726	98.746	114.218
16	T	6.1300	9.5379	3.7246	17.2244	7.4500		324.4168
	S	149.266	95.433	104.892	119.862	99.115		27.065
17	T			3.9021	18.6510	7.6673	13.0097	12.6891
	S			100.121	110.694	96.306	96.222	114.128
18	T	6.1299	9.6615	3.7615	17.3277	7.7513	15.2854	12.6112
	S	149.268	94.212	103.863	119.147	95.263	81.896	114.833
19	T	6.1380	9.4774	3.7474	17.2797	7.4222	12.6883	12.6512
	S	149.071	96.042	104.254	119.478	99.487	98.659	114.470

Event: Chris Griffis Memorial OT - Indy Pro 2000

Track: Indianapolis Motor Speedway RC

2.439 mile(s)



Report: Section Data Report

Indy Pro 2000 Championship

Session: Test Session 2

October 19, 2019

Section Data for Car 19 - Kaminsky, Colin (R)

Lap	T/SF to I1	I1 to I2	I2 to I3A	I3A to I4	I5 to I6	I6 to I8	I8 to SF	Lap	
20	T	6.1286	9.6069	3.7465	17.2030	7.3953	12.6636	12.7148	80.8773
	S	149.300	94.747	104.279	120.011	99.848	98.852	113.897	108.564
21	T	6.1068	9.4463	3.7456	17.1961	7.3644	12.6891	12.5269	80.3867
	S	149.833	96.358	104.304	120.059	100.267	98.653	115.606	109.227
22	T	6.0892	9.4401	3.7094	17.2186	7.3838	12.7148	12.5654	80.5424
	S	150.266	96.421	105.322	119.902	100.004	98.454	115.252	109.016
23	T	6.1144	9.4167	3.9842	21.6324	8.3840	12.9508	12.5934	88.7734
	S	149.647	96.661	98.058	95.438	88.074	96.660	114.995	98.908
24	T	6.1473	9.4601	3.7315	17.1874	7.3845	12.7197	12.5684	80.5203
	S	148.846	96.218	104.698	120.120	99.994	98.416	115.224	109.046
25	T	6.1359	9.4312	3.7215	17.3104	7.4383	12.7144	12.6431	80.6272
	S	149.122	96.512	104.980	119.266	99.271	98.457	114.543	108.901
26	T	6.0868	9.4065	3.7486	17.3529	7.4932			
	S	150.325	96.766	104.221	118.974	98.544			

Event: Chris Griffis Memorial OT - Indy Pro 2000

Track: Indianapolis Motor Speedway RC

2.439 mile(s)



Report: Section Data Report

Indy Pro 2000 Championship

Session: Test Session 2

October 19, 2019

Section Data for Car 2 - Locke, Parker

Lap	T/SF to I1	I1 to I2	I2 to I3A	I3A to I4	I5 to I6	I6 to I8	I8 to SF	Lap	
1	T	6.1440	10.2327	3.8526	17.5453	7.7776	13.6097	13.4517	84.5450
	S	148.926	88.953	101.407	117.669	94.940	91.980	107.658	103.855
2	T	6.2753	10.1824	3.8542	17.5389	7.7480	13.2279	12.8776	83.4864
	S	145.810	89.392	101.365	117.712	95.303	94.635	112.457	105.172
3	T	6.0901	9.8415	3.8135	17.6791	7.6063	13.0450	12.8252	82.7121
	S	150.244	92.489	102.447	116.779	97.079	95.962	112.917	106.156
4	T	6.2137	10.6726	3.9159	17.5871	7.6896			98.9756
	S	147.255	85.286	99.768	117.390	96.027			88.713
5	T			4.2859	19.1517	7.9401	13.4710	12.9342	278.8037
	S			91.155	107.800	92.997	92.927	111.965	31.493
6	T	6.1456	9.8881	3.7985	17.4553	7.5690	12.9986	12.7699	82.2533
	S	148.887	92.053	102.852	118.276	97.557	96.304	113.406	106.748
7	T	6.1230	9.6315	3.7745	17.5808	7.5216	12.8216	12.8797	81.9369
	S	149.437	94.505	103.506	117.432	98.172	97.634	112.439	107.161
8	T	6.1245	9.5116	3.7603	17.3309	7.6453	12.9804	12.8462	82.0694
	S	149.400	95.697	103.896	119.125	96.583	96.439	112.732	106.988
9	T	6.1270	9.5339	3.8019	17.4337	7.5550	13.0216	12.8816	82.0349
	S	149.339	95.473	102.760	118.423	97.738	96.134	112.423	107.032
10	T	6.1306	9.5903	3.8171	17.3877	7.6316	12.9821	12.7336	81.8873
	S	149.251	94.911	102.350	118.736	96.757	96.426	113.729	107.225
11	T	6.1188	9.5302	3.7664	17.4976	7.5283	12.8876	12.8218	81.7089
	S	149.539	95.510	103.728	117.990	98.084	97.134	112.947	107.460
12	T	6.1172	9.7495	3.8632	17.7457	7.7482			96.9431
	S	149.578	93.361	101.129	116.341	95.301			90.573
13	T			4.1907	19.1338	7.8243	13.1864	12.7854	371.8129
	S			93.226	107.900	94.374	94.933	113.268	23.615
14	T	6.1410	9.6147	3.7721	17.4224	7.5574	12.7549	12.6787	81.4584
	S	148.999	94.670	103.571	118.499	97.707	98.144	114.222	107.790
15	T	6.1199	9.5151	3.7701	17.3679	7.5405	12.7080	12.7795	81.5266
	S	149.512	95.661	103.626	118.871	97.926	98.506	113.321	107.700
16	T	6.1117	9.5559	3.8194	17.3917	7.6405	12.7644	12.7324	81.5586
	S	149.713	95.253	102.289	118.709	96.644	98.071	113.740	107.658
17	T	6.0748	9.5282	3.7801	17.4904	7.7214	12.8938	12.7498	81.8867
	S	150.622	95.530	103.352	118.039	95.632	97.087	113.585	107.226
18	T	6.0408	9.7105	3.8108	17.6205	7.7337			98.3546
	S	151.470	93.736	102.520	117.167	95.479			89.273
19	T			3.9818	18.1135	7.6741	13.3595	12.7230	240.0145
	S			98.117	113.978	96.221	93.702	113.824	36.583

Event: Chris Griffis Memorial OT - Indy Pro 2000

Track: Indianapolis Motor Speedway RC

2.439 mile(s)



Report: Section Data Report

Indy Pro 2000 Championship

Session: Test Session 2

October 19, 2019

Section Data for Car 2 - Locke, Parker

Lap	T/SF to I1	I1 to I2	I2 to I3A	I3A to I4	I5 to I6	I6 to I8	I8 to SF	Lap	
20	T	6.1070	9.5214	3.7485	17.3382	7.4914	12.8456	12.6690	81.3565
	S	149.828	95.598	104.224	119.075	98.568	97.451	114.309	107.925
21	T	6.0637	9.5341	3.7739	17.5531	7.4710	12.9272	12.6783	81.4651
	S	150.898	95.471	103.522	117.617	98.837	96.836	114.225	107.781
22	T	6.1051	9.5598	3.7898	17.3120	7.5276	12.9710	12.5891	81.3840
	S	149.875	95.214	103.088	119.255	98.094	96.509	115.035	107.889
23	T	6.0311	9.5044	3.7862	17.5193	7.6396	13.1961	12.7188	81.9666
	S	151.714	95.769	103.186	117.844	96.655	94.863	113.862	107.122
24	T	6.0922	9.7079	3.8305	17.5189	7.5923	12.8932	12.8054	81.9782
	S	150.192	93.762	101.992	117.847	97.258	97.091	113.091	107.107
25	T	6.0941	10.0584	3.8627	17.9825	7.7798			
	S	150.145	90.494	101.142	114.809	94.914			

Event: Chris Griffis Memorial OT - Indy Pro 2000

Track: Indianapolis Motor Speedway RC

2.439 mile(s)



Report: Section Data Report

Indy Pro 2000 Championship

Session: Test Session 2

October 19, 2019

Section Data for Car 28 - Sulaiman, Manuel (R)

Lap	T/SF to I1	I1 to I2	I2 to I3A	I3A to I4	I5 to I6	I6 to I8	I8 to SF	Lap	
1	T		5.8699	21.9952	7.7131	12.9852	12.8558	239.7420	
	S		66.557	93.863	95.734	96.403	112.648	36.624	
2	T	6.0899	9.9203	3.8255	17.2558	7.5449	12.8833	13.3727	82.4757
	S	150.249	91.754	102.126	119.644	97.869	97.166	108.294	106.460
3	T	6.1590	11.1620	3.9511	17.5027	7.5692	12.8354	12.7108	83.5354
	S	148.563	81.547	98.879	117.956	97.554	97.529	113.933	105.110
4	T	6.1493	9.8838	3.7763	17.5103	7.4890	12.7489	12.7258	81.8527
	S	148.797	92.093	103.456	117.905	98.599	98.190	113.799	107.271
5	T	6.0761	9.7345	3.7995	18.3003	8.5118			104.1044
	S	150.590	93.505	102.825	112.815	86.751			84.342
6	T								1672.9351
	S								5.249

Event: Chris Griffis Memorial OT - Indy Pro 2000

Track: Indianapolis Motor Speedway RC

2.439 mile(s)



Report: Section Data Report

Indy Pro 2000 Championship

Session: Test Session 2

October 19, 2019

Section Data for Car 3 - Comeau, Antoine

Lap	T/SF to I1	I1 to I2	I2 to I3A	I3A to I4	I5 to I6	I6 to I8	I8 to SF	Lap	
1	T		4.6097	19.8552	8.0955	13.8084	13.3741	108.4051	
	S		84.752	103.980	91.212	90.656	108.283	80.996	
2	T	6.2351	10.2635	3.8934	17.8132	7.7018	13.0338	12.8383	83.4900
	S	146.750	88.686	100.345	115.900	95.875	96.044	112.802	105.167
3	T	6.1533	9.9073	4.0456	17.9668	7.6851	12.9898	13.7245	84.2206
	S	148.701	91.874	96.570	114.909	96.083	96.369	105.518	104.255
4	T	6.1794	9.9789	3.9976	17.7636	7.9429	13.3231	13.0551	84.0407
	S	148.073	91.215	97.729	116.223	92.965	93.958	110.928	104.478
5	T	6.1554	9.7289	3.8853	17.6732	7.7112	13.5762	13.1124	83.5984
	S	148.650	93.559	100.554	116.818	95.758	92.207	110.444	105.031
6	T	6.1797	9.9434	4.0441	17.7461	7.7725	13.2582	13.0061	83.6764
	S	148.065	91.541	96.605	116.338	95.003	94.418	111.346	104.933
7	T	6.1738	9.8547	3.9299	17.7254	7.6787	13.1914	13.0635	83.3291
	S	148.207	92.365	99.413	116.474	96.163	94.897	110.857	105.370
8	T	6.1829	9.6952	3.8859	17.5476	7.7407	12.9768	13.0266	82.7801
	S	147.989	93.884	100.538	117.654	95.393	96.466	111.171	106.069
9	T	6.1746	9.7045	3.9554	17.6838	7.9558	14.4493	13.0905	84.6680
	S	148.188	93.794	98.772	116.748	92.814	86.635	110.628	103.704
10	T	6.2203	9.9365	3.8873	17.6093	7.8408			388.7922
	S	147.099	91.604	100.502	117.242	94.175			22.584
11	T			6.6213	19.1513	8.9414	13.5397	12.9450	108.1607
	S			59.004	107.802	82.583	92.455	111.872	81.179
12	T	6.1645	9.8552	3.9395	17.5859	7.8522	12.9639	13.0403	82.8432
	S	148.431	92.360	99.170	117.398	94.038	96.562	111.054	105.988
13	T	6.1512	9.5652	3.8364	17.6324	7.6871	12.9422	13.0139	82.3892
	S	148.751	95.160	101.836	117.088	96.058	96.724	111.280	106.572
14	T	6.1874	9.7187	3.9255	17.5771	7.7200	12.9880	13.0271	82.6895
	S	147.881	93.657	99.524	117.457	95.649	96.383	111.167	106.185
15	T	6.1716	9.6246	3.8988	17.6350	7.7092	13.0006	12.9290	82.6465
	S	148.260	94.573	100.206	117.071	95.783	96.289	112.010	106.240
16	T	6.1834	9.5841	3.9056	17.6152	7.7064	13.1479	12.8886	82.6537
	S	147.977	94.973	100.031	117.202	95.818	95.211	112.361	106.231
17	T	6.1582	425.9129		20.1884	8.0038			397.9733
	S	148.582	2.137		102.264	92.257			22.063
18	T			4.1459	19.4533	7.9192	13.2945	12.8897	104.6101
	S			94.233	106.128	93.243	94.161	112.352	83.935
19	T	6.1799	9.9736	3.8519	17.6889	7.5476	12.7906	12.7394	82.3379
	S	148.061	91.264	101.426	116.714	97.834	97.870	113.677	106.639

Event: Chris Griffis Memorial OT - Indy Pro 2000

Track: Indianapolis Motor Speedway RC

2.439 mile(s)



Report: Section Data Report

Indy Pro 2000 Championship

Session: Test Session 2

October 19, 2019

Section Data for Car 3 - Comeau, Antoine

Lap	T/SF to I1	I1 to I2	I2 to I3A	I3A to I4	I5 to I6	I6 to I8	I8 to SF	Lap	
20	T	6.1419	9.7186	3.8849	17.5109	7.5984	12.7751	12.7517	81.7451
	S	148.977	93.658	100.564	117.901	97.180	97.989	113.568	107.412
21	T	6.1323	9.4914	3.8479	17.4774	7.6049	12.9428	12.7210	81.6246
	S	149.210	95.900	101.531	118.127	97.096	96.719	113.842	107.571
22	T	6.1478	9.5748	3.9629	17.3639	7.6140	13.0307	12.7790	81.8935
	S	148.834	95.065	98.585	118.899	96.980	96.067	113.325	107.217
23	T	6.1506	9.5558	3.8317	17.3347	7.6242	13.1097	12.7983	82.0022
	S	148.766	95.254	101.960	119.099	96.851	95.488	113.154	107.075
24	T	6.1378	9.5607	3.8359	17.5170	7.7786	13.3963	12.8730	82.7864
	S	149.076	95.205	101.849	117.860	94.928	93.445	112.498	106.061
25	T	6.1321	9.7417	3.8702	18.0742	7.5950			
	S	149.215	93.436	100.946	114.226	97.223			

Event: Chris Griffis Memorial OT - Indy Pro 2000

Track: Indianapolis Motor Speedway RC

2.439 mile(s)



Report: Section Data Report

Indy Pro 2000 Championship

Session: Test Session 2

October 19, 2019

Section Data for Car 4 - Bogle, Christian (R)

Lap	T/SF to I1	I1 to I2	I2 to I3A	I3A to I4	I5 to I6	I6 to I8	I8 to SF	Lap
1	T		5.7435	20.9564	8.7387	13.9308	13.2164	109.6900
	S		68.022	98.516	84.499	89.860	109.575	80.047
2	T	6.1778	10.3325	3.8529	17.8053	7.8343	13.0798	12.8396
	S	148.111	88.094	101.399	115.951	94.253	95.706	112.790
3	T	6.1198	9.8315	3.7983	17.4774	7.5950	12.7957	12.7757
	S	149.515	92.583	102.857	118.127	97.223	97.831	113.354
4	T	6.1048	9.7659	3.7579	17.5800	7.7539	12.8485	12.6816
	S	149.882	93.205	103.963	117.437	95.231	97.429	114.196
5	T	6.0781	9.8422	3.7090	17.5320	7.5874	13.0391	12.7170
	S	150.540	92.482	105.333	117.759	97.320	96.005	113.878
6	T	6.0957	9.7614	3.7402	17.5560	7.6898		515.3726
	S	150.106	93.248	104.455	117.598	96.024		17.037
7	T			3.9020	18.0117	7.7965	13.1261	12.7458
	S			100.123	114.622	94.710	95.369	113.620
8	T	6.1190	9.8839	3.7571	17.5728	7.7137	12.8429	12.7693
	S	149.534	92.092	103.985	117.485	95.727	97.472	113.411
9	T	6.1301	9.7485	3.7275	17.5737	7.5944	12.8744	12.7096
	S	149.263	93.371	104.811	117.479	97.231	97.233	113.944
10	T	6.0782	9.6696	3.7214	18.2406	7.6769	12.9689	12.6368
	S	150.538	94.133	104.982	113.184	96.186	96.525	114.600
11	T	6.0846	9.7270	3.7156	17.5038	7.6618	12.9686	12.7618
	S	150.380	93.577	105.146	117.948	96.375	96.527	113.478
12	T	6.0759	9.7645	3.7302	17.5747	7.6244	12.7731	12.7832
	S	150.595	93.218	104.735	117.473	96.848	98.004	113.288
13	T	6.0797	10.7206	3.8726	19.2670	7.6651	12.9943	12.7275
	S	150.501	84.905	100.884	107.154	96.334	96.336	113.784
14	T	6.0608			18.3221	7.6294	13.1307	12.7110
	S	150.970			112.681	96.785	95.335	113.931
15	T	6.0838	9.9891	3.7171	17.6907	7.6534	13.0222	12.7900
	S	150.399	91.122	105.104	116.702	96.481	96.130	113.228
16	T	6.0888	9.8647	3.7230	17.5861	7.6120	12.8535	12.7729
	S	150.276	92.271	104.937	117.396	97.006	97.391	113.379
17	T	6.0824	10.3338	3.6918	17.6587	7.5644		139.2341
	S	150.434	88.083	105.824	116.914	97.616		63.062

Event: Chris Griffis Memorial OT - Indy Pro 2000

Track: Indianapolis Motor Speedway RC

2.439 mile(s)



Report: Section Data Report

Indy Pro 2000 Championship

Session: Test Session 2

October 19, 2019

Section Data for Car 5 - Petrov, Artem

Lap	T/SF to I1	I1 to I2	I2 to I3A	I3A to I4	I5 to I6	I6 to I8	I8 to SF	Lap	
1	T	6.0988	9.9294	3.7831	17.3996	7.6202	12.9644	12.5909	82.0965
	S	150.030	91.670	103.270	118.655	96.902	96.558	115.018	106.952
2	T	6.0058	9.8637	3.7776	17.2405	7.5756	12.9757	12.4554	81.3640
	S	152.353	92.281	103.421	119.750	97.472	96.474	116.269	107.915
3	T	5.9717	9.8617	3.8464	17.2915	7.4975	12.8254	12.7686	81.5606
	S	153.223	92.299	101.571	119.397	98.487	97.605	113.417	107.655
4	T	6.0267	9.5973	3.8179	17.4042	7.5091	12.9006	12.5323	81.1771
	S	151.824	94.842	102.329	118.623	98.335	97.036	115.556	108.164
5	T	6.0122	9.6939	3.7471	17.3437	7.6191	13.1099	12.4643	81.4091
	S	152.191	93.897	104.262	119.037	96.916	95.486	116.186	107.855
6	T	6.0003	10.0160	3.8457	17.2599	7.7074			96.7810
	S	152.492	90.877	101.589	119.615	95.805			90.724
7	T			4.1954	19.1197	7.9884	14.0488	13.0511	336.9065
	S			93.121	107.980	92.435	89.105	110.962	26.062
8	T	6.1189	10.2917	3.8114	17.2621	7.5398	12.8889	12.4762	82.0480
	S	149.537	88.443	102.503	119.600	97.935	97.124	116.076	107.015
9	T	6.0586	9.6538	3.7526	17.0708	7.4637	12.5621	12.5092	80.4251
	S	151.025	94.287	104.110	120.940	98.933	99.650	115.769	109.175
10	T	6.0549	9.6942	3.6804	17.0590	7.4533	12.6813	12.5262	80.4544
	S	151.117	93.894	106.152	121.024	99.071	98.714	115.612	109.135
11	T	6.0419			17.9508	7.5926	12.7108	12.5245	84.0039
	S	151.442			115.011	97.254	98.485	115.628	104.524
12	T	6.0341	9.5308	3.6836	17.1840	7.5694	12.6349	12.5657	80.4337
	S	151.638	95.504	106.060	120.143	97.552	99.076	115.249	109.163
13	T	6.0416	9.6516	3.7276	17.2050	7.7957			97.2791
	S	151.450	94.308	104.808	119.997	94.720			90.260
14	T			4.5049	19.3702	7.5186	12.8037	12.5070	412.7885
	S			86.724	106.584	98.211	97.770	115.790	21.271
15	T	6.0562	9.6824	3.6802	17.0629	7.4583	12.5636	12.4994	80.4303
	S	151.085	94.008	106.158	120.996	99.005	99.638	115.860	109.168
16	T	6.0279	9.5471	3.6583	17.1514	7.5134	12.5750	12.5701	80.3409
	S	151.794	95.341	106.793	120.372	98.279	99.548	115.208	109.289
17	T	6.0098	9.5664	3.7022	17.1466	7.5709	12.8224	12.5495	80.6674
	S	152.251	95.148	105.527	120.406	97.533	97.627	115.398	108.847
18	T	6.0152	9.6977	3.6791	17.2124	7.4795	12.6555	12.5361	80.6588
	S	152.115	93.860	106.190	119.945	98.724	98.915	115.521	108.859
19	T	6.0000	9.5676	3.7814	17.1345	7.5579	12.6934	12.5979	80.6255
	S	152.500	95.136	103.317	120.491	97.700	98.620	114.954	108.904

Event: Chris Griffis Memorial OT - Indy Pro 2000

Track: Indianapolis Motor Speedway RC

2.439 mile(s)



Report: Section Data Report

Indy Pro 2000 Championship

Session: Test Session 2

October 19, 2019

Section Data for Car 5 - Petrov, Artem

Lap	T/SF to I1	I1 to I2	I2 to I3A	I3A to I4	I5 to I6	I6 to I8	I8 to SF	Lap	
20	T	5.9840	9.6973	3.6662	17.0927	7.4481	12.8253	12.4889	80.5446
	S	152.908	93.864	106.563	120.785	99.141	97.605	115.958	109.013
21	T	5.9831	11.8059	4.0424	17.7105	7.8172	14.3397	12.5604	86.6295
	S	152.931	77.099	96.646	116.572	94.460	87.297	115.297	101.356
22	T	6.0688	9.6547	3.7133	17.1465	7.3960	12.5973	12.6277	80.6096
	S	150.771	94.278	105.211	120.406	99.839	99.372	114.683	108.925
23	T	6.0832	11.0229	4.8447	18.7127	7.7026	12.9871	12.5318	86.4114
	S	150.414	82.576	80.641	110.329	95.865	96.389	115.561	101.612
24	T	6.0339	9.6508	3.6630	17.0517	7.5722	12.8515	12.6081	80.7665
	S	151.643	94.316	106.656	121.076	97.516	97.406	114.861	108.713
25	T	6.0355	9.7399	3.6714	17.1804	7.4945	12.6152	12.6320	80.8997
	S	151.603	93.453	106.412	120.169	98.527	99.231	114.644	108.534
26	T	6.0251	10.6787	3.9234	18.0807	7.8638			
	S	151.865	85.238	99.577	114.185	93.900			

Event: Chris Griffis Memorial OT - Indy Pro 2000

Track: Indianapolis Motor Speedway RC

2.439 mile(s)



Report: Section Data Report

Indy Pro 2000 Championship

Session: Test Session 2

October 19, 2019

Section Data for Car 51 - Abel, Jacob

Lap	T/SF to I1	I1 to I2	I2 to I3A	I3A to I4	I5 to I6	I6 to I8	I8 to SF	Lap	
1	T		3.9825	18.1989	8.0336	13.4879	12.9362	98.8992	
	S		98.100	113.443	91.915	92.810	111.948	88.781	
2	T	6.1134	10.0736	3.8618	17.4657	7.5763	12.9850	12.7343	82.5193
	S	149.671	90.358	101.166	118.206	97.463	96.405	113.723	106.404
3	T	6.1154	9.7237	3.7595	17.1938	7.5837	12.8910	12.6627	81.5117
	S	149.622	93.609	103.919	120.075	97.368	97.108	114.366	107.720
4	T	6.0832			17.7506	7.6109	12.9528	12.6093	88.7577
	S	150.414			116.308	97.020	96.645	114.850	98.926
5	T	5.9644	9.6402	3.7691	17.4548	7.5411	12.7770	12.6477	81.2325
	S	153.410	94.420	103.654	118.280	97.918	97.974	114.502	108.090
6	T	6.0922	9.7964	3.7742	17.2891	7.4952	12.9333	12.6095	81.4780
	S	150.192	92.914	103.514	119.413	98.518	96.790	114.848	107.764
7	T	6.0841	9.5461	3.7475	17.3095	7.4776	12.8332	12.7181	81.1901
	S	150.392	95.351	104.251	119.272	98.749	97.545	113.868	108.146
8	T	6.0705	9.5616	3.7613	17.2489	7.4804			188.6183
	S	150.729	95.196	103.869	119.691	98.713			46.551
9	T			4.1327	19.0545	7.9368	13.6507	12.7877	99.8522
	S			94.534	108.349	93.036	91.704	113.248	87.934
10	T	6.1684	10.1648	3.7655	17.3639	7.4369	12.7206	12.6175	81.7977
	S	148.337	89.547	103.753	118.899	99.290	98.409	114.776	107.343
11	T	6.1218	9.6532	3.7294	17.1519	7.3798	12.6441	12.6661	80.7359
	S	149.466	94.293	104.757	120.368	100.058	99.004	114.335	108.755
12	T	6.1094	9.5718	3.7413	17.2364	7.4933	12.6375	12.7136	80.9345
	S	149.769	95.095	104.424	119.778	98.543	99.056	113.908	108.488
13	T	6.1083	9.4806	3.7363	17.2027	7.4359	12.7242	12.6963	80.8149
	S	149.796	96.009	104.564	120.013	99.303	98.381	114.063	108.648
14	T	6.0948	9.5566	3.7365	17.2483	7.4679	12.9170	12.6560	81.0661
	S	150.128	95.246	104.558	119.696	98.878	96.912	114.427	108.312
15	T	6.1022	9.3858	3.7748	17.3625	7.5332	13.0153	12.6613	81.1408
	S	149.946	96.979	103.497	118.908	98.021	96.181	114.379	108.212
16	T	6.1101	9.6439	3.7636	17.2727	7.4855			1163.8160
	S	149.752	94.384	103.805	119.527	98.645			7.544

Event: Chris Griffis Memorial OT - Indy Pro 2000

Track: Indianapolis Motor Speedway RC

2.439 mile(s)



Report: Section Data Report

Indy Pro 2000 Championship

Session: Test Session 2

October 19, 2019

Section Data for Car 6 - de la Vara, Moises

Lap	T/SF to I1	I1 to I2	I2 to I3A	I3A to I4	I5 to I6	I6 to I8	I8 to SF	Lap	
1	T		4.1536	19.2065	7.8926	13.3637	12.9446	102.8906	
	S		94.059	107.492	93.557	93.673	111.875	85.337	
2	T	6.2716	10.0732	3.8059	17.4912	7.6050	12.7409	12.8905	82.5753
	S	145.896	90.361	102.652	118.033	97.095	98.252	112.345	106.332
3	T	6.2381	9.7980	3.7737	17.3219	7.6197	12.8893	12.8264	82.2445
	S	146.679	92.899	103.528	119.187	96.908	97.121	112.906	106.760
4	T	6.1864			17.8419	7.5751	12.8691	12.7775	85.5384
	S	147.905			115.713	97.478	97.273	113.338	102.649
5	T	6.2019	9.7617	3.7686	17.3852	7.5722	12.8673	12.7154	81.8543
	S	147.535	93.245	103.668	118.753	97.516	97.287	113.892	107.269
6	T	6.1944	9.7446	3.7847	17.4418	8.1951			222.2800
	S	147.714	93.408	103.227	118.368	90.104			39.502
7	T			3.8389	17.7552	7.5115	12.7920	13.7399	94.4991
	S			101.769	116.278	98.304	97.859	105.400	92.915
8	T	6.2444	9.8031	3.8233	17.4664	7.6270	12.8430	12.9000	82.3103
	S	146.531	92.851	102.184	118.201	96.815	97.471	112.262	106.674
9	T	6.2264	9.6745	3.7863	17.3990	7.6248	12.8166	12.8664	82.0198
	S	146.955	94.085	103.183	118.659	96.843	97.672	112.555	107.052
10	T	6.2012	9.8174	3.8780	17.7869	7.5951	13.0724	12.7988	82.7268
	S	147.552	92.716	100.743	116.071	97.222	95.760	113.150	106.137
11	T	6.1721	9.8182	3.7814	17.5681	7.6367	12.8644	12.7960	82.1957
	S	148.248	92.708	103.317	117.517	96.692	97.309	113.175	106.823
12	T	6.1660	9.7845	3.7452	17.7697	7.5458	12.9413	12.6957	82.3606
	S	148.394	93.027	104.315	116.183	97.857	96.730	114.069	106.609
13	T	6.1680	9.7228	3.7790	17.5620	7.6858			284.4320
	S	148.346	93.618	103.382	117.558	96.074			30.870
14	T			4.6243	19.4998	8.1836	13.6225	12.8318	102.7958
	S			84.485	105.875	90.230	91.893	112.859	85.416
15	T	6.2534	10.2544	3.8758	17.8012	7.4805	12.8936	12.6881	83.5221
	S	146.320	88.765	100.800	115.978	98.711	97.088	114.137	105.127
16	T	6.1549	9.6217	3.7391	17.2954	7.4330	12.6466	12.7234	81.0475
	S	148.662	94.602	104.486	119.370	99.342	98.985	113.820	108.336
17	T	6.1585	9.5823	3.7652	17.1966	7.4537	12.6534	12.8215	81.1231
	S	148.575	94.990	103.761	120.055	99.066	98.931	112.949	108.236
18	T	6.1515	9.7290	3.7639	17.3088	7.4908	12.7201	12.7782	81.2556
	S	148.744	93.558	103.797	119.277	98.575	98.413	113.332	108.059
19	T	6.1661	9.7497	3.7413	17.3279	7.5116	12.7190	14.0286	82.6425
	S	148.392	93.360	104.424	119.146	98.303	98.421	103.231	106.246

Event: Chris Griffis Memorial OT - Indy Pro 2000

Track: Indianapolis Motor Speedway RC

2.439 mile(s)



Report: Section Data Report

Indy Pro 2000 Championship

Session: Test Session 2

October 19, 2019

Section Data for Car 6 - de la Vara, Moises

Lap	T/SF to I1	I1 to I2	I2 to I3A	I3A to I4	I5 to I6	I6 to I8	I8 to SF	Lap	
20	T	6.2491	10.4834	4.1150	18.2945	7.4697	12.9201	12.7991	84.0374
	S	146.421	86.826	94.941	112.851	98.854	96.889	113.147	104.482
21	T	6.1958	9.7970	3.7218	17.3193	7.5016	12.8440	12.8407	81.5456
	S	147.681	92.909	104.971	119.205	98.434	97.463	112.781	107.675
22	T	6.1895	9.5685	3.7990	17.3130	7.5345			355.3018
	S	147.831	95.127	102.838	119.248	98.004			24.713

Event: Chris Griffis Memorial OT - Indy Pro 2000

Track: Indianapolis Motor Speedway RC

2.439 mile(s)



Report: Section Data Report

Indy Pro 2000 Championship

Session: Test Session 2

October 19, 2019

Section Data for Car 68 - Hyman, Raoul (R)

Lap	T/SF to I1	I1 to I2	I2 to I3A	I3A to I4	I5 to I6	I6 to I8	I8 to SF	Lap
1	T		6.3419	20.1570	7.9562	16.0546	12.7424	111.8640
	S		61.603	102.423	92.809	77.973	113.651	78.492
2	T	6.1092	15.7787	3.9398	17.3905	7.5009	12.8442	88.5212
	S	149.774	57.687	99.163	118.717	98.443	97.462	114.067
3	T	6.0870	9.6629	3.8322	17.2866	7.4250	12.8320	81.3410
	S	150.320	94.198	101.947	119.430	99.449	97.554	114.717
4	T	6.0233	9.5140	3.8611	17.2479	7.4721	12.8115	81.0328
	S	151.910	95.672	101.184	119.698	98.822	97.711	115.349
5	T	6.0127	9.5742	3.7873	17.4120	7.3997	17.6136	86.1064
	S	152.178	95.071	103.156	118.570	99.789	71.071	114.149
6	T	6.0654	9.6767	3.7906	17.2736	7.6588	12.7686	81.4887
	S	150.856	94.064	103.066	119.520	96.413	98.039	114.804
7	T	6.0473	9.5475	3.8511	17.2480	7.5318	13.0450	81.4953
	S	151.307	95.337	101.447	119.698	98.039	95.962	115.141
8	T	6.0429	9.7178	3.7543	17.1360	7.5292	13.0241	81.2934
	S	151.417	93.666	104.062	120.480	98.073	96.116	114.018
9	T	6.0226	9.6822	3.8143	17.3659	7.6097		304.6327
	S	151.928	94.010	102.426	118.885	97.035		28.823
10	T			4.6586	19.6768	7.8953	13.4684	104.8544
	S			83.862	104.923	93.525	92.945	115.016
11	T	6.0731	9.5706	3.7951	17.3588	7.4330	12.7174	80.8157
	S	150.664	95.107	102.944	118.934	99.342	98.433	116.213
12	T	6.0555	9.4646	4.2698	17.6749	7.3933	12.6148	81.4871
	S	151.102	96.172	91.499	116.807	99.875	99.234	114.545
13	T	6.0356	9.3776	3.7434	17.2008	7.4626	12.7601	80.3877
	S	151.601	97.064	104.366	120.026	98.948	98.104	115.816
14	T	6.0340	9.5197	3.7592	17.0861	7.4872	12.9946	80.7444
	S	151.641	95.615	103.927	120.832	98.623	96.334	115.496
15	T	6.0895			18.7116	7.4387	12.7385	89.2742
	S	150.259			110.335	99.266	98.270	115.221
16	T	6.0922			18.8100	7.5915	13.9608	93.1472
	S	150.192			109.758	97.268	89.667	114.701
17	T	6.0693	9.5574	3.8945	17.9764	7.4707		459.5223
	S	150.759	95.238	100.316	114.848	98.841		19.108
18	T			3.9114	17.6479	7.4618	12.8347	102.1167
	S			99.883	116.985	98.959	97.534	115.680
19	T	6.0403	9.4765	3.7606	17.0560	7.3745	12.7704	80.2727
	S	151.483	96.051	103.888	121.045	100.130	98.025	115.988

Event: Chris Griffis Memorial OT - Indy Pro 2000

Track: Indianapolis Motor Speedway RC

2.439 mile(s)



Report: Section Data Report

Indy Pro 2000 Championship

Session: Test Session 2

October 19, 2019

Section Data for Car 68 - Hyman, Raoul (R)

Lap	T/SF to I1	I1 to I2	I2 to I3A	I3A to I4	I5 to I6	I6 to I8	I8 to SF	Lap	
20	T	6.0167	9.3973	3.7453	17.0526	7.4037	12.6579	12.5814	80.2856
	S	152.077	96.861	104.313	121.069	99.735	98.896	115.105	109.365
21	T	5.9938	9.4845	3.8874	22.6268	8.8885	14.7780	12.5052	92.2003
	S	152.658	95.970	100.500	91.243	83.075	84.708	115.806	95.232
22	T	6.0452	9.4278	3.7417	17.1519	7.3688	12.5718	12.5711	80.1215
	S	151.360	96.547	104.413	120.368	100.208	99.574	115.199	109.589
23	T	6.0519	9.4662	3.8348	17.2499	7.3610	12.6805	12.5769	80.4790
	S	151.192	96.156	101.878	119.684	100.314	98.720	115.146	109.102
24	T	6.0818	9.5132	3.7329	17.2480	10.0344	18.7454	12.7433	90.1939
	S	150.449	95.680	104.659	119.698	73.588	66.780	113.643	97.350
25	T	6.0014	9.5140	3.7183	17.8056	7.4792	12.7927	12.5627	82.0193
	S	152.464	95.672	105.070	115.949	98.728	97.854	115.276	107.053
26	T	6.0004	9.5672	3.7327	17.6361	8.7412			
	S	152.490	95.140	104.665	117.064	84.475			

Event: Chris Griffis Memorial OT - Indy Pro 2000

Track: Indianapolis Motor Speedway RC

2.439 mile(s)



Report: Section Data Report

Indy Pro 2000 Championship

Session: Test Session 2

October 19, 2019

Section Data for Car 7 - Enders, Kory

Lap	T/SF to I1	I1 to I2	I2 to I3A	I3A to I4	I5 to I6	I6 to I8	I8 to SF	Lap
1	T		4.2031	18.8716	8.0307	14.9162	12.7949	107.8747
	S		92.951	109.400	91.948	83.923	113.184	81.394
2	T	6.1659	10.1823	3.8579	17.7370	9.0383	13.2398	88.6696
	S	148.397	89.393	101.268	116.398	81.698	94.550	113.178
3	T	6.2223	9.9148	3.7614	17.4469	7.4789	12.9679	82.4544
	S	147.052	91.805	103.866	118.333	98.732	96.532	112.652
4	T	6.1546	9.6759	3.8475	17.3757	7.4792	12.8001	81.8049
	S	148.669	94.072	101.542	118.818	98.728	97.798	112.757
5	T	6.1427	9.6658	3.7589	17.5777	7.5260	12.8379	81.9580
	S	148.957	94.170	103.935	117.453	98.114	97.510	113.711
6	T	6.1068	9.7736	3.8126	17.3789	8.4422	13.7383	84.0620
	S	149.833	93.131	102.471	118.796	87.466	91.119	112.790
7	T	6.1295	9.5508	3.7967	17.3527	7.5566		203.3732
	S	149.278	95.304	102.900	118.975	97.717		43.174
8	T			3.6873	17.5395	7.4858	12.7285	95.5420
	S			105.953	117.708	98.641	98.348	112.770
9	T	6.1736	9.6111	3.7351	17.5287	7.4995	12.8720	81.8611
	S	148.212	94.706	104.597	117.781	98.461	97.251	112.387
10	T	6.1860	9.6707	3.7210	17.5141	7.5022	12.7203	81.9778
	S	147.915	94.122	104.994	117.879	98.426	98.411	110.357
11	T	6.1908	9.6537	3.7662	17.4267	7.5451	12.7528	81.7354
	S	147.800	94.288	103.734	118.470	97.866	98.160	112.361
12	T	6.1990	9.7375	3.7710	17.4402	7.5474	12.8076	81.8812
	S	147.604	93.476	103.602	118.379	97.836	97.740	112.880
13	T	6.1720	9.6717	3.7831	17.4659	8.2086		288.7992
	S	148.250	94.112	103.270	118.204	89.956		30.403
14	T			4.1919	22.2806	7.9461	13.5391	110.5016
	S			93.199	92.661	92.927	92.459	113.480
15	T	6.1620	10.2953	3.9012	17.6976	7.4149	12.6298	82.5237
	S	148.491	88.412	100.144	116.657	99.584	99.116	114.367
16	T	6.1548	9.5921	3.6828	17.1957	7.3500	12.7310	80.7869
	S	148.664	94.893	106.083	120.062	100.464	98.328	113.724
17	T	6.1594	9.4652	3.6869	17.2157	7.4121	12.6374	80.9262
	S	148.553	96.166	105.965	119.922	99.622	99.057	113.204
18	T	6.1376	9.5396	3.7211	17.2268	7.4090	12.7286	80.8900
	S	149.081	95.416	104.991	119.845	99.664	98.347	113.505
19	T	6.1436	9.8415	3.9800	17.3465	7.5815	12.8703	82.1145
	S	148.935	92.489	98.161	119.018	97.396	97.264	113.015

Event: Chris Griffis Memorial OT - Indy Pro 2000

Track: Indianapolis Motor Speedway RC

2.439 mile(s)



Report: Section Data Report

Indy Pro 2000 Championship

Session: Test Session 2

October 19, 2019

Section Data for Car 7 - Enders, Kory

Lap	T/SF to I1	I1 to I2	I2 to I3A	I3A to I4	I5 to I6	I6 to I8	I8 to SF	Lap	
20	T	6.1390	9.6449	3.7778	17.3941	7.4716	12.8833	12.7909	81.4971
	S	149.047	94.374	103.415	118.692	98.829	97.166	113.220	107.739
21	T	6.1294	9.6109	3.7385	17.2703	7.5574			191.5325
	S	149.281	94.708	104.502	119.543	97.707			45.843
22	T			3.7504	18.9691	7.4084	12.6827	12.7510	106.6387
	S			104.171	108.837	99.672	98.703	113.574	82.338
23	T	6.1194	9.5192	3.7011	17.1639	7.3867	12.7825	12.6817	80.8156
	S	149.524	95.620	105.558	120.284	99.965	97.932	114.195	108.647
24	T	6.0676	9.8217	3.7915	17.2538	7.4686	21.6403	12.6619	90.1822
	S	150.801	92.675	103.041	119.657	98.868	57.847	114.373	97.363
25	T	6.1066	9.5561	3.8076	17.1873	7.4464	12.9210	12.6260	81.1673
	S	149.838	95.251	102.606	120.120	99.163	96.882	114.698	108.177
26	T	6.0927	9.6050	3.7691	17.2685	8.1393			
	S	150.180	94.766	103.654	119.556	90.721			

Event: Chris Griffis Memorial OT - Indy Pro 2000

Track: Indianapolis Motor Speedway RC

2.439 mile(s)



Report: Section Data Report

Indy Pro 2000 Championship

Session: Test Session 2

October 19, 2019

Section Data for Car 8 - Lazier, Flinn (R)

Lap	T/SF to I1	I1 to I2	I2 to I3A	I3A to I4	I5 to I6	I6 to I8	I8 to SF	Lap	
1	T		4.3677	18.2893	7.9008	13.2454	12.6905	100.2167	
	S		89.448	112.883	93.460	94.510	114.115	87.614	
2	T	6.0701	9.9616	3.9080	17.2937	7.5217	12.9269	13.0681	82.6218
	S	150.739	91.374	99.970	119.381	98.171	96.838	110.818	106.272
3	T	6.1382	9.7644	3.8526	17.1225	7.4758	12.7730	12.9756	81.7577
	S	149.067	93.219	101.407	120.575	98.773	98.005	111.608	107.395
4	T	6.1014	9.7037	3.8324	17.2774	7.4958	12.8600	12.6644	81.4748
	S	149.966	93.802	101.942	119.494	98.510	97.342	114.351	107.768
5	T	6.0779	9.5976	3.8319	17.3887	7.4751	12.7394	13.2416	81.8817
	S	150.545	94.839	101.955	118.729	98.783	98.264	109.366	107.233
6	T	6.1316	9.6169	3.7778	17.3702	7.5221	12.7672	12.8197	81.6571
	S	149.227	94.649	103.415	118.856	98.165	98.050	112.965	107.528
7	T	6.1371	9.6226	3.8322	17.4202	7.5482	12.7809	12.7961	81.7926
	S	149.093	94.593	101.947	118.514	97.826	97.944	113.174	107.350
8	T	6.1503	9.5362	3.8560	17.4214	7.5238	12.8609	13.1957	82.1615
	S	148.773	95.450	101.318	118.506	98.143	97.335	109.746	106.868
9	T	6.1977	9.6255	3.7953	17.4402	7.6025	12.8123	12.9813	81.9338
	S	147.635	94.564	102.938	118.379	97.127	97.704	111.559	107.165
10	T	6.1933	9.8826	3.8280	17.5073	7.5979			
	S	147.740	92.104	102.059	117.925	97.186			

Event: Chris Griffis Memorial OT - Indy Pro 2000

Track: Indianapolis Motor Speedway RC

2.439 mile(s)



Report: Section Data Report

Indy Pro 2000 Championship

Session: Test Session 2

October 19, 2019

Section Data for Car 9 - Round-Garrido, Matt

Lap	T/SF to I1	I1 to I2	I2 to I3A	I3A to I4	I5 to I6	I6 to I8	I8 to SF	Lap	
1	T	6.0901	9.8583	3.7901	17.2520	7.6297	12.8240	12.6436	81.6470
	S	150.244	92.331	103.080	119.670	96.781	97.615	114.539	107.541
2	T	6.0514	9.5905	3.7613	17.2617	7.4482	12.7811	12.6315	80.9316
	S	151.205	94.909	103.869	119.603	99.139	97.943	114.648	108.492
3	T	6.0329	9.6668	3.7820	17.2198	7.5187	12.7807	12.7457	81.1233
	S	151.668	94.160	103.300	119.894	98.210	97.946	113.621	108.235
4	T	6.0120	9.7181	3.8081	17.1956	7.4485	12.9324	12.7730	81.4217
	S	152.196	93.663	102.592	120.062	99.135	96.797	113.378	107.839
5	T	6.9495	596.5611	4.0929	18.5474	8.0854	14.7693	12.6543	1501.3505
	S	131.664	1.526	95.454	111.312	91.326	84.758	114.442	5.848
6	T	6.0672	9.5766	3.7578	17.1508	8.2130	13.0496	12.5142	81.7606
	S	150.811	95.047	103.966	120.376	89.907	95.928	115.723	107.392
7	T	6.0631	9.5326	3.7616	17.0995	7.4239	12.6145	12.6987	80.5036
	S	150.913	95.486	103.861	120.737	99.464	99.236	114.042	109.068
8	T	6.0402	10.1619	3.8677	22.2735	7.6375	12.9437	12.6518	89.1333
	S	151.485	89.573	101.011	92.691	96.682	96.713	114.464	98.509
9	T	6.0504	9.5039	3.7505	17.1140	7.4889	12.8543	12.6889	80.7214
	S	151.230	95.774	104.168	120.635	98.600	97.385	114.130	108.774
10	T	6.0583	9.5453	3.7598	17.2153	7.4645	12.7772	12.6579	80.8642
	S	151.032	95.359	103.910	119.925	98.923	97.973	114.409	108.582
11	T	6.0457	10.7999	4.6731	20.7346	8.1365			103.9696
	S	151.347	84.281	83.602	99.570	90.753			84.452
12	T			3.8192	17.9606	7.6095	12.9799	12.7007	170.3524
	S			102.294	114.949	97.038	96.443	114.024	51.543
13	T	6.0656	9.5558	3.7331	17.1066	7.4575	12.7992	12.6360	80.7108
	S	150.851	95.254	104.653	120.687	99.016	97.804	114.608	108.788
14	T	6.0255	9.6660	3.7537	17.1647	7.4301	13.0469	12.6459	81.2073
	S	151.855	94.168	104.079	120.279	99.381	95.948	114.518	108.123
15	T	6.0531	9.6254	3.7700	17.3018	7.8439			
	S	151.162	94.565	103.629	119.325	94.138			

Event: Chris Griffis Memorial OT - Indy Pro 2000

Track: Indianapolis Motor Speedway RC

2.439 mile(s)



Report: Section Data Report

Indy Pro 2000 Championship

Session: Test Session 2

October 19, 2019

Section Data for Car 90 - Ritter, Kellen (R)

Lap	T/SF to I1	I1 to I2	I2 to I3A	I3A to I4	I5 to I6	I6 to I8	I8 to SF	Lap
1	T		4.7347	20.2072	8.1819	13.9518	13.0226	109.7692
	S		82.515	102.169	90.249	89.724	111.205	79.990
2	T	6.0843	10.6413	3.9231	17.6358	7.9468		161.9047
	S	150.387	85.537	99.585	117.066	92.919		54.232
3	T		3.9970	18.1022	8.0110	13.3042	12.8765	100.8255
	S		97.744	114.049	92.174	94.092	112.467	87.085
4	T	6.1189	10.0285	3.8462	17.4677	7.6581	12.8048	82.6860
	S	149.537	90.764	101.576	118.192	96.422	97.762	111.945
5	T	6.1077	9.8300	3.8435	17.4040	7.5629	12.7868	82.1771
	S	149.811	92.597	101.647	118.625	97.636	97.899	112.967
6	T	6.0830	9.8035	3.8141	17.4185	7.5330	12.7341	82.1720
	S	150.419	92.847	102.431	118.526	98.023	98.304	111.353
7	T	6.0804	9.7978	3.8166	17.5487	7.5831	12.7960	82.1133
	S	150.484	92.901	102.364	117.647	97.376	97.829	113.078
8	T	6.0795	9.7517	3.8289	19.5605	8.1108		140.7706
	S	150.506	93.340	102.035	105.547	91.040		62.374
9	T			3.8263	17.7124	7.6638	12.9582	98.8983
	S			102.104	116.559	96.350	96.604	112.314
10	T	6.1179	9.9145	3.8381	18.2512	7.6960	12.8811	83.2848
	S	149.561	91.808	101.790	113.118	95.947	97.183	113.066
11	T	6.1330	9.8571	3.8146	17.4291	7.5944	12.9611	82.3399
	S	149.193	92.342	102.418	118.454	97.231	96.583	112.738
12	T	6.0801	9.6741	3.7931	17.3916	7.5941	12.8481	81.8060
	S	150.491	94.089	102.998	118.709	97.235	97.432	113.344
13	T	6.0694	9.8170	4.0937	17.9755	7.7326		233.2806
	S	150.756	92.719	95.435	114.853	95.493		37.639
14	T			4.4482	19.9638	8.2917	15.9724	112.0709
	S			87.829	103.414	89.054	78.374	111.357
15	T	6.1118	10.2917	3.8885	17.6266	7.4625	12.7774	82.7618
	S	149.710	88.443	100.471	117.127	98.949	97.971	114.666
16	T	6.1248	9.6149	3.8431	17.1603	7.4000	12.5528	80.8794
	S	149.393	94.668	101.658	120.309	99.785	99.724	114.304
17	T	6.0925	9.6274	3.7661	17.2794	7.5158	12.6741	81.1705
	S	150.185	94.545	103.736	119.480	98.248	98.770	113.759
18	T	6.0867	9.5518	3.7538	17.1740	7.4012	23.1953	91.9384
	S	150.328	95.294	104.076	120.213	99.769	53.969	108.200
19	T	6.0801	9.6341	3.7420	17.2781	7.5212	12.6298	81.0511
	S	150.491	94.480	104.405	119.489	98.177	99.116	113.889

Event: Chris Griffis Memorial OT - Indy Pro 2000

Track: Indianapolis Motor Speedway RC

2.439 mile(s)



Report: Section Data Report

Indy Pro 2000 Championship

Session: Test Session 2

October 19, 2019

Section Data for Car 90 - Ritter, Kellen (R)

Lap	T/SF to I1	I1 to I2	I2 to I3A	I3A to I4	I5 to I6	I6 to I8	I8 to SF	Lap	
20	T	6.0364	10.0746	3.7801	17.3095	7.5194	12.9036	12.7483	81.9458
	S	151.580	90.349	103.352	119.272	98.201	97.013	113.598	107.149
21	T	6.1055	9.7981	3.7869	17.4776	7.7202			321.2529
	S	149.865	92.898	103.167	118.125	95.646			27.332
22	T			3.8792	17.4190	7.4174	12.7482	12.8109	100.1164
	S			100.712	118.523	99.551	98.196	113.043	87.702
23	T	6.1702	9.4968	3.7764	17.2776	7.5401	12.6741	12.7875	81.1513
	S	148.293	95.846	103.454	119.493	97.931	98.770	113.250	108.198
24	T	6.1263	9.5441	3.7987	17.2961	7.6499	12.8302	12.6823	81.5076
	S	149.356	95.371	102.846	119.365	96.525	97.568	114.189	107.725
25	T	6.1044	9.5615	3.7983	17.3203	7.5485	12.8401	12.9009	81.5573
	S	149.892	95.197	102.857	119.198	97.822	97.493	112.254	107.659
26	T	6.5406	13.8066	5.9377	26.1098	9.9559	13.0043	12.8835	
	S	139.895	65.927	65.797	79.072	74.168	96.262	112.406	

Event: Chris Griffis Memorial OT - Indy Pro 2000

Track: Indianapolis Motor Speedway RC

2.439 mile(s)



Report: Section Data Report

Indy Pro 2000 Championship

Session: Test Session 2

October 19, 2019

Section Data for Car 91 - Eves, Braden (R)

Lap	T/SF to I1	I1 to I2	I2 to I3A	I3A to I4	I5 to I6	I6 to I8	I8 to SF	Lap
1	T		4.2460	18.8026	7.8830	13.0620	12.7779	99.3730
	S		92.012	109.801	93.671	95.837	113.335	88.358
2	T	6.0859	10.0037	3.8067	17.3811	7.6445	12.9861	83.0824
	S	150.348	90.989	102.630	118.781	96.594	96.397	109.190
3	T	6.1286	9.6566	3.7707	17.2085	7.5016	12.7273	81.2144
	S	149.300	94.260	103.610	119.972	98.434	98.357	114.433
4	T	6.0334	9.7469	3.8112	17.2277	7.5025	12.5549	81.0586
	S	151.656	93.386	102.509	119.839	98.422	99.708	113.764
5	T	6.0277	9.6230	3.7595	17.2217	7.4944	12.6188	80.9116
	S	151.799	94.589	103.919	119.880	98.528	99.203	113.987
6	T	6.0354	9.5356	3.9981	17.2466	7.5063	12.6552	81.1658
	S	151.606	95.456	97.717	119.707	98.372	98.917	114.288
7	T	6.0084	9.6067	3.7974	17.1614	7.5619	12.7360	81.1562
	S	152.287	94.749	102.881	120.302	97.649	98.290	113.543
8	T	6.0337	9.6593	3.7710	17.2105	7.6281		342.5392
	S	151.648	94.233	103.602	119.958	96.801		25.633
9	T			3.9031	19.3340	7.5503	12.7127	102.4107
	S			100.095	106.783	97.799	98.470	113.227
10	T	6.0946	9.6350	3.7429	17.2593	7.5219	12.6076	81.0033
	S	150.133	94.471	104.379	119.619	98.168	99.291	114.139
11	T	6.0445	9.6498	3.7197	17.1950	7.5086	12.7219	80.8604
	S	151.377	94.326	105.030	120.067	98.342	98.399	115.164
12	T	6.0117	9.6098	3.7275	17.2351	7.5499	12.9685	81.5744
	S	152.203	94.719	104.811	119.787	97.804	96.528	112.418
13	T	6.0542	9.6027	3.7157	17.3412	7.5729	12.8146	81.2402
	S	151.135	94.789	105.144	119.054	97.507	97.687	114.249
14	T	6.0429	9.6546	3.7557	17.2673	7.6059		215.0870
	S	151.417	94.279	104.024	119.564	97.084		40.823
15	T			4.0563	18.1997	7.6985	12.8300	96.9415
	S			96.315	113.438	95.916	97.570	114.078
16	T	6.0875	9.5847	3.7089	17.1193	7.4020	12.4432	80.1736
	S	150.308	94.967	105.336	120.598	99.758	100.603	115.392
17	T	6.0704	9.4401	3.6745	17.0900	7.3817	12.4989	80.0123
	S	150.731	96.421	106.322	120.804	100.032	100.154	115.142
18	T	6.0607	9.4975	3.6885	17.1719	7.4070	12.4320	80.1387
	S	150.973	95.839	105.919	120.228	99.691	100.693	114.082
19	T	6.0656	9.6113	3.7015	17.1867	7.3990	12.5584	80.3064
	S	150.851	94.704	105.547	120.125	99.798	99.680	114.823

Event: Chris Griffis Memorial OT - Indy Pro 2000

Track: Indianapolis Motor Speedway RC

2.439 mile(s)



Report: Section Data Report

Indy Pro 2000 Championship

Session: Test Session 2

October 19, 2019

Section Data for Car 91 - Eves, Braden (R)

Lap	T/SF to I1	I1 to I2	I2 to I3A	I3A to I4	I5 to I6	I6 to I8	I8 to SF	Lap	
20	T	6.0484	9.5078	3.6752	17.1978	7.4585		394.7370	
	S	151.280	95.735	106.302	120.047	99.002		22.244	
21	T			3.7164	17.2074	7.4296	12.5416	92.5603	
	S			105.124	119.980	99.387	99.813	114.071	94.861
22	T	6.1179	9.4942	3.6798	17.0852	7.4076	12.6110	12.7102	80.4019
	S	149.561	95.872	106.169	120.838	99.683	99.264	113.939	109.206
23	T	6.0951	9.4855	3.6788	17.1546	7.9403			
	S	150.121	95.960	106.198	120.349	92.995			

Event: Chris Griffis Memorial OT - Indy Pro 2000

Track: Indianapolis Motor Speedway RC

2.439 mile(s)



Report: Section Data Report

Indy Pro 2000 Championship






Session: Test Session 2

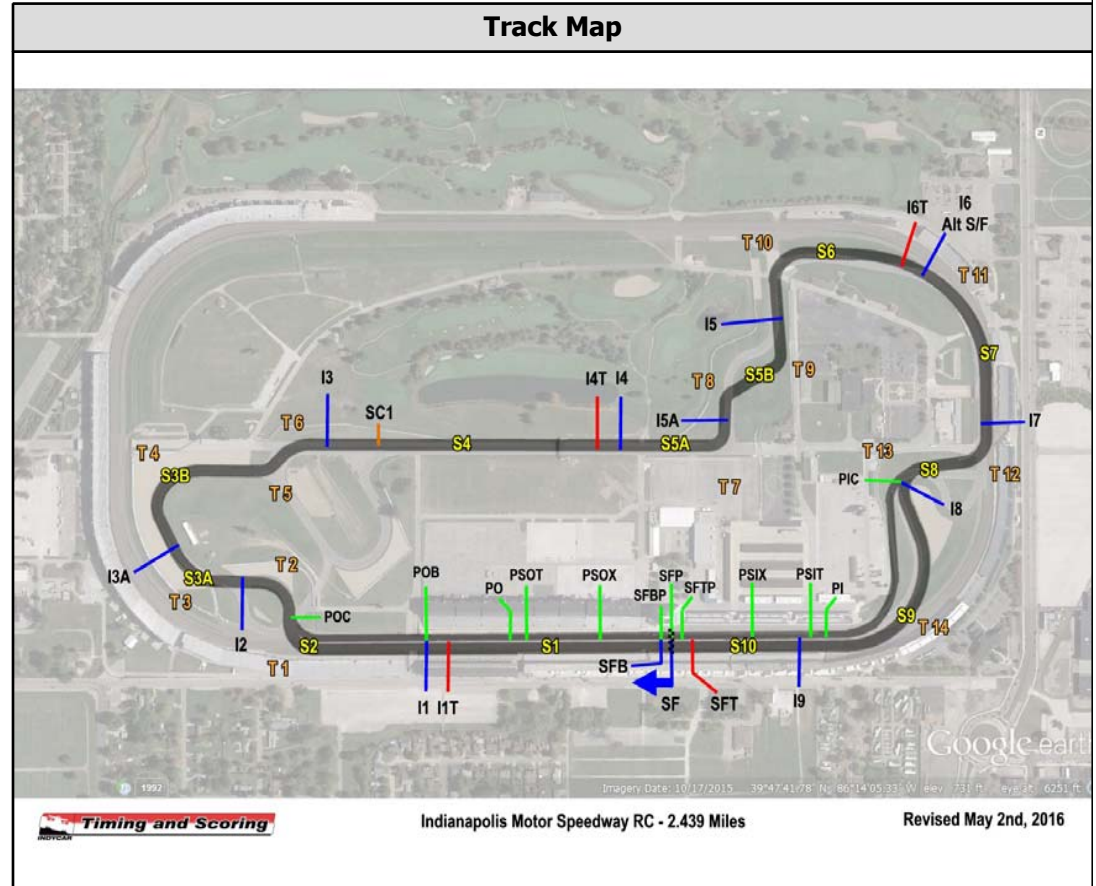
October 19, 2019

Section Data for Car

Report Support Information

Section Legend	
Name	Length
SF to I1	0.254167 miles
I1 to I2	0.252841 miles
I2 to I3A	0.108523 miles
I3A to I3	0.232197 miles
I3A to I4	0.573485 miles
I3 to I4	0.341288 miles
I4 to I5A	0.165720 miles
I5A to I5	0.129167 miles
I5 to I6	0.205114 miles
I6 to I7	0.195265 miles
I6 to I8	0.347727 miles
I7 to I8	0.152462 miles
I8 to I9	0.237879 miles
I8 to SF	0.402273 miles
I9 to SF	0.164394 miles
I2 to I3	0.340720 miles
I4 to I5	0.294886 miles
Lap	2.439000 miles
PI to PO	0.394602 miles
PO to SF	2.239110 miles
SF to PI	2.223106 miles
PO to I2	0.307102 miles
I7 to PI	0.338826 miles

Color Legend	
	Fastest Lap
	Section Under Caution
	Section Under Green
	Section Time Data
	Section Speed Data



Event: Chris Griffis Memorial OT - Indy Pro 2000

Track: Indianapolis Motor Speedway RC

2.439 mile(s)



Report: Section Data Report

Indy Pro 2000 Championship

Session: Test Session 2

October 19, 2019

Section Data for Car

PO to PI	2.023201 miles
----------	----------------