

Event: VP Racing Lubricants GP of Mid-Ohio  
 Track: Mid-Ohio Sports Car Course  
 Report: Section Data Report  
 Session: Practice 1

Round 17/18  
 2.258 mile(s)



Indy Pro 2000 Championship  
 October 1, 2021

Section Data for Car 1 - Rasmussen, Christian (R)

Lap	T/S I6 to SF	SF to I4	I4 to I6	Lap	
1	T		29.2708	207.3431	
	S		85.091	39.205	
2	T	19.8573	38.0617	28.3364	86.2554
	S	89.376	101.516	87.897	94.241
3	T	18.4484	34.9305	27.2713	80.6502
	S	96.202	110.616	91.330	100.791
4	T	18.1992	34.1618	26.9429	79.3039
	S	97.519	113.105	92.443	102.502
5	T	18.0282	34.5360	26.9311	79.4953
	S	98.444	111.879	92.483	102.255
6	T	18.0285	33.7873	26.7876	78.6034
	S	98.443	114.358	92.979	103.415
7	T			28.0445	498.4919
	S			88.812	16.307
8	T	18.4107	34.0211	26.9333	79.3651
	S	96.399	113.573	92.476	102.423
9	T	18.1563	34.2125	27.0357	79.4045
	S	97.750	112.937	92.126	102.372
10	T	18.1141	33.8259	26.7641	78.7041
	S	97.977	114.228	93.061	103.283
11	T	17.9082	33.8740	26.7307	78.5129
	S	99.104	114.066	93.177	103.535
12	T	17.9336	33.5994	26.6325	78.1655
	S	98.964	114.998	93.520	103.995
13	T	18.0260	33.6531	26.5398	78.2189
	S	98.456	114.814	93.847	103.924
14	T	17.8350	33.5291	26.5776	77.9417
	S	99.511	115.239	93.714	104.293
15	T	17.8654	33.6202	26.5462	78.0318
	S	99.341	114.927	93.824	104.173

Event: VP Racing Lubricants GP of Mid-Ohio  
 Track: Mid-Ohio Sports Car Course  
 Report: Section Data Report  
 Session: Practice 1

Round 17/18  
 2.258 mile(s)



Indy Pro 2000 Championship  
 October 1, 2021

Section Data for Car 18 - McElrea, Hunter

Lap	T/S I6 to SF	SF to I4	I4 to I6	Lap	
1	T	19.2984	35.3445	30.7692	85.4121
	S	91.965	109.320	80.947	95.172
2	T	18.5185	34.5632	30.1747	83.2564
	S	95.838	111.791	82.542	97.636
3	T	18.1848	34.0471	27.1852	79.4171
	S	97.596	113.486	91.619	102.356
4	T	18.0157	34.0389	26.7978	78.8524
	S	98.513	113.513	92.944	103.089
5	T	17.9990	33.9086	26.8842	78.7918
	S	98.604	113.949	92.645	103.168
6	T			27.2040	195.4950
	S			91.556	41.581
7	T	17.9866	33.8145	26.7412	78.5423
	S	98.672	114.266	93.140	103.496
8	T			30.0745	424.7403
	S			82.817	19.138
9	T	18.0902	33.9988	27.0543	79.1433
	S	98.107	113.647	92.062	102.710
10	T	17.9586	34.2262	26.8517	79.0365
	S	98.826	112.892	92.757	102.849
11	T	17.9546	33.7681	26.6273	78.3500
	S	98.848	114.423	93.539	103.750
12	T	17.9505	34.0245	26.9355	78.9105
	S	98.870	113.561	92.468	103.013
13	T	17.8025	33.7048	26.6234	78.1307
	S	99.692	114.638	93.552	104.041
14	T	17.9670	34.5296	27.7825	80.2791
	S	98.780	111.900	89.649	101.257
15	T	17.8775	33.8110	26.6452	78.3337
	S	99.274	114.278	93.476	103.771
16	T	17.7709	33.9696	26.5421	78.2826
	S	99.870	113.745	93.839	103.839

Event: VP Racing Lubricants GP of Mid-Ohio

Round 17/18

Track: Mid-Ohio Sports Car Course

2.258 mile(s)



Report: Section Data Report

Indy Pro 2000 Championship

Session: Practice 1

October 1, 2021

Section Data for Car 19 - Missig, Jordan (R)

Lap	T/S I6 to SF	SF to I4	I4 to I6	Lap	
1	T	19.9465	36.5356	30.0631	86.5452
	S	88.977	105.756	82.848	93.925
2	T	19.0481	35.5925	28.9133	83.5539
	S	93.173	108.558	86.143	97.288
3	T	18.9649	35.1675	28.2808	82.4132
	S	93.582	109.870	88.070	98.635
4	T	18.4769	34.8880	28.1540	81.5189
	S	96.054	110.751	88.466	99.717
5	T	18.4365	34.6782	28.0402	81.1549
	S	96.264	111.421	88.825	100.164
6	T	18.4744	35.3039	27.7597	81.5380
	S	96.067	109.446	89.723	99.693
7	T	18.3377	34.6773	27.7803	80.7953
	S	96.783	111.423	89.656	100.610
8	T			30.0612	527.8082
	S			82.854	15.401
9	T	18.8577	34.7047	28.4717	82.0341
	S	94.114	111.335	87.479	99.091
10	T	18.4148	34.4880	27.5071	80.4099
	S	96.378	112.035	90.547	101.092
11	T	18.2604	34.4481	27.4258	80.1343
	S	97.192	112.165	90.815	101.440
12	T	18.2152	34.2358	27.3214	79.7724
	S	97.434	112.860	91.162	101.900
13	T	18.2052	34.1439	27.2300	79.5791
	S	97.487	113.164	91.468	102.147
14	T	18.3491	34.3999	27.2446	79.9936
	S	96.723	112.322	91.419	101.618
15	T	18.1318	34.4462	27.2654	79.8434
	S	97.882	112.171	91.350	101.809
16	T	18.2080	34.5610	27.2426	80.0116
	S	97.472	111.798	91.426	101.595

**Event:** VP Racing Lubricants GP of Mid-Ohio  
**Track:** Mid-Ohio Sports Car Course  
**Report:** Section Data Report  
**Session:** Practice 1

**Round 17/18**  
**2.258 mile(s)**



**Indy Pro 2000 Championship**  
**October 1, 2021**

**Section Data for Car 22 - Ahmed, Enaam (R)**

Lap	T/S I6 to SF	SF to I4	I4 to I6	Lap	
1	T	19.8017	36.2207	29.2332	85.2556
	S	89.627	106.676	85.200	95.346
2	T	19.0542	34.6390	27.9069	81.6001
	S	93.143	111.547	89.250	99.618
3	T	18.5020	34.0755	27.2996	79.8771
	S	95.923	113.391	91.235	101.766
4	T	18.1199	33.9977	27.1602	79.2778
	S	97.946	113.651	91.703	102.536
5	T	18.0912	34.3273	27.2557	79.6742
	S	98.101	112.559	91.382	102.025
6	T	18.0440	34.1841	27.2016	79.4297
	S	98.358	113.031	91.564	102.340
7	T	18.1168	34.1065	26.9856	79.2089
	S	97.963	113.288	92.297	102.625
8	T	20.1682	36.0256	27.5608	83.7546
	S	87.999	107.253	90.370	97.055
9	T			27.7743	466.3767
	S			89.676	17.430
10	T	18.4688	34.0740	27.6347	80.1775
	S	96.096	113.396	90.129	101.385
11	T	18.1798	35.2034	27.5144	80.8976
	S	97.623	109.758	90.523	100.483
12	T	18.0499	34.0400	26.8709	78.9608
	S	98.326	113.510	92.691	102.947
13	T	17.8995	33.6810	26.8868	78.4673
	S	99.152	114.719	92.636	103.595
14	T	17.9601	33.9353	26.7989	78.6943
	S	98.818	113.860	92.940	103.296
15	T	17.9358	33.8315	26.8037	78.5710
	S	98.951	114.209	92.923	103.458
16	T	17.8898	33.7739	26.9108	78.5745
	S	99.206	114.404	92.553	103.453
17	T	17.8781	33.9378	26.7957	78.6116
	S	99.271	113.851	92.951	103.405

Event: VP Racing Lubricants GP of Mid-Ohio  
 Track: Mid-Ohio Sports Car Course  
 Report: Section Data Report  
 Session: Practice 1

Round 17/18  
 2.258 mile(s)



Indy Pro 2000 Championship  
 October 1, 2021

Section Data for Car 3 - Roe, James (R)

Lap	T/S I6 to SF	SF to I4	I4 to I6	Lap	
1	T	19.7006	35.8847	28.2581	83.8434
	S	90.087	107.674	88.140	96.952
2	T	18.8745	34.5705	27.4062	80.8512
	S	94.030	111.768	90.880	100.540
3	T	18.3101	34.0831	27.0814	79.4746
	S	96.929	113.366	91.970	102.282
4	T	18.2200	34.2141	26.9461	79.3802
	S	97.408	112.932	92.432	102.403
5	T	18.3530	34.1115	26.7709	79.2354
	S	96.702	113.272	93.037	102.591
6	T	18.2158	33.9270	26.7052	78.8480
	S	97.430	113.888	93.266	103.095
7	T	18.1215	33.8247	26.7275	78.6737
	S	97.937	114.232	93.188	103.323
8	T	18.3734	34.2330	26.6854	79.2918
	S	96.595	112.870	93.335	102.518
9	T			29.2243	468.6283
	S			85.226	17.346
10	T	18.6372	34.7141	28.3856	81.7369
	S	95.227	111.305	87.745	99.451
11	T	18.2578	34.0703	26.7724	79.1005
	S	97.206	113.409	93.032	102.765
12	T	18.1559	33.8448	26.7607	78.7614
	S	97.752	114.164	93.072	103.208
13	T	18.1231	33.8333	26.6468	78.6032
	S	97.929	114.203	93.470	103.416
14	T	18.0402	33.8175	26.6361	78.4938
	S	98.379	114.256	93.508	103.560
15	T	18.0316	33.6231	26.5521	78.2068
	S	98.426	114.917	93.804	103.940
16	T	18.0441	33.7438	26.5324	78.3203
	S	98.358	114.506	93.873	103.789
17	T	17.9883	33.8252	26.5402	78.3537
	S	98.663	114.230	93.846	103.745

Event: VP Racing Lubricants GP of Mid-Ohio  
Track: Mid-Ohio Sports Car Course  
Report: Section Data Report  
Session: Practice 1

Round 17/18  
2.258 mile(s)



Indy Pro 2000 Championship  
October 1, 2021

Section Data for Car 40 - Miller, Jack William (R)

Lap	T/S I6 to SF	SF to I4	I4 to I6	Lap	
1	T	20.3681	36.2039	28.4268	84.9988
	S	87.135	106.725	87.617	95.634
2	T	18.9164	34.7698	27.5823	81.2685
	S	93.822	111.127	90.300	100.024
3	T	18.3977	34.3014	27.2623	79.9614
	S	96.467	112.644	91.360	101.659
4	T	18.2964	34.1921	27.2426	79.7311
	S	97.001	113.005	91.426	101.953
5	T	18.3148	34.1233	27.1543	79.5924
	S	96.904	113.232	91.723	102.130
6	T	18.0996	33.9345	27.0644	79.0985
	S	98.056	113.862	92.028	102.768
7	T	18.1148	33.9057	27.7096	79.7301
	S	97.974	113.959	89.885	101.954
8	T			27.9474	550.8874
	S			89.120	14.756
9	T	18.5090	34.0777	27.5328	80.1195
	S	95.887	113.384	90.462	101.458
10	T	18.1975	33.8023	27.1190	79.1188
	S	97.528	114.308	91.843	102.742
11	T	18.0399	34.7655	27.1253	79.9307
	S	98.380	111.141	91.821	101.698
12	T	18.1176	33.8988	26.8550	78.8714
	S	97.958	113.982	92.746	103.064
13	T	18.3464	34.4803	26.9477	79.7744
	S	96.737	112.060	92.427	101.897
14	T	17.9750	34.0605	26.9034	78.9389
	S	98.736	113.441	92.579	102.976
15	T	17.9621	33.9672	26.7972	78.7265
	S	98.807	113.753	92.946	103.254
16	T	17.9630	33.8695	26.6255	78.4580
	S	98.802	114.081	93.545	103.607

Event: VP Racing Lubricants GP of Mid-Ohio

Round 17/18

Track: Mid-Ohio Sports Car Course

2.258 mile(s)



Report: Section Data Report

Indy Pro 2000 Championship

Session: Practice 1

October 1, 2021

Section Data for Car 42 - Petrov, Artem

Lap	T/S I6 to SF	SF to I4	I4 to I6	Lap	
1	T		37.4129	194.9123	
	S		66.573	41.705	
2	T	18.9597	34.7438	27.5747	81.2782
	S	93.608	111.210	90.325	100.012
3	T	18.3489	34.0191	27.1129	79.4809
	S	96.724	113.579	91.863	102.274
4	T	18.1055	34.3919	27.2695	79.7669
	S	98.024	112.348	91.336	101.907
5	T	18.2392	33.7496	26.5266	78.5154
	S	97.305	114.486	93.894	103.531
6	T	17.8493	33.7434	26.6449	78.2376
	S	99.431	114.507	93.477	103.899
7	T	17.8854	33.7541	26.6372	78.2767
	S	99.230	114.471	93.504	103.847
8	T			28.0318	557.2533
	S			88.852	14.587
9	T	18.1050	33.6396	26.6584	78.4030
	S	98.027	114.861	93.430	103.680
10	T	17.8704	33.7457	26.3904	78.0065
	S	99.314	114.499	94.378	104.207
11	T	17.7109	33.5359	26.4904	77.7372
	S	100.208	115.216	94.022	104.568
12	T	17.8564	33.5773	26.3901	77.8238
	S	99.391	115.074	94.379	104.451
13	T	17.8334	33.5212	26.4658	77.8204
	S	99.520	115.266	94.109	104.456
14	T	17.7700	33.6257	26.5713	77.9670
	S	99.875	114.908	93.736	104.259
15	T	17.9549	33.5981	26.5961	78.1491
	S	98.846	115.002	93.648	104.017

Event: VP Racing Lubricants GP of Mid-Ohio  
 Track: Mid-Ohio Sports Car Course  
 Report: Section Data Report  
 Session: Practice 1

Round 17/18  
 2.258 mile(s)  
 Indy Pro 2000 Championship  
 October 1, 2021



Section Data for Car 44 - Brooks, Christian (R)

Lap	T/S I6 to SF	SF to I4	I4 to I6	Lap	
1	T		31.8254	192.6509	
	S		78.261	42.194	
2	T	19.2399	35.9878	28.2367	83.4644
	S	92.244	107.366	88.207	97.392
3	T	18.7218	34.9779	27.5436	81.2433
	S	94.797	110.466	90.427	100.055
4	T	18.5921	34.7398	27.3680	80.6999
	S	95.458	111.223	91.007	100.729
5	T	18.3659	34.4164	27.0686	79.8509
	S	96.634	112.268	92.014	101.800
6	T	18.2429	34.1559	26.7968	79.1956
	S	97.286	113.124	92.947	102.642
7	T	18.2066	34.0164	267.0991	319.3221
	S	97.480	113.588	9.325	25.456
8	T			29.6912	324.8349
	S			83.886	25.024
9	T	19.0162	35.0345	27.5885	81.6392
	S	93.330	110.287	90.280	99.570
10	T	18.3704	34.2797	27.0634	79.7135
	S	96.610	112.716	92.031	101.975
11	T	18.2655	34.1053	26.8704	79.2412
	S	97.165	113.292	92.692	102.583
12	T	18.1027	33.9841	26.7873	78.8741
	S	98.039	113.696	92.980	103.060
13	T	18.0544	33.9374	26.8665	78.8583
	S	98.301	113.853	92.706	103.081
14	T	18.1249	34.3966	30.1200	82.6415
	S	97.919	112.333	82.692	98.362



Event: VP Racing Lubricants GP of Mid-Ohio  
Track: Mid-Ohio Sports Car Course  
Report: Section Data Report  
Session: Practice 1

Round 17/18  
2.258 mile(s)



Indy Pro 2000 Championship  
October 1, 2021

Section Data for Car 5 - Brichacek, Wyatt (R)

Lap	T/S I6 to SF	SF to I4	I4 to I6	Lap	
1	T		28.7930	280.8025	
	S		86.503	28.948	
2	T	18.9969	35.4722	28.0279	82.4970
	S	93.424	108.927	88.864	98.534
3	T	18.4557	35.6538	27.7879	81.8974
	S	96.164	108.372	89.632	99.256
4	T	18.3548	34.7339	27.2815	80.3702
	S	96.693	111.242	91.296	101.142
5	T	18.1562	34.6191	27.2072	79.9825
	S	97.750	111.611	91.545	101.632
6	T	18.1626	34.5861	27.3126	80.0613
	S	97.716	111.717	91.192	101.532
7	T	18.8913	35.8674	32.0908	86.8495
	S	93.947	107.726	77.614	93.596
8	T			28.3976	337.8726
	S			87.707	24.059
9	T	18.5900	34.6715	27.2027	80.4642
	S	95.469	111.442	91.560	101.024
10	T	18.5365	35.1457	27.4362	81.1184
	S	95.745	109.938	90.781	100.209
11	T	18.4296	34.4172	27.1066	79.9534
	S	96.300	112.265	91.885	101.669
12	T	18.1861	34.9021	28.4487	81.5369
	S	97.590	110.706	87.550	99.695
13	T	18.4586	35.9067	27.5463	81.9116
	S	96.149	107.608	90.418	99.239
14	T	18.3213	34.4506	27.1427	79.9146
	S	96.869	112.157	91.762	101.719
15	T	18.0544	34.5534	26.8325	79.4403
	S	98.301	111.823	92.823	102.326
16	T	17.9810	34.1298	26.9617	79.0725
	S	98.703	113.211	92.379	102.802

Event: VP Racing Lubricants GP of Mid-Ohio  
 Track: Mid-Ohio Sports Car Course  
 Report: Section Data Report  
 Session: Practice 1

Round 17/18  
 2.258 mile(s)



Indy Pro 2000 Championship  
 October 1, 2021

Section Data for Car 51 - Abel, Jacob

Lap	T/S I6 to SF	SF to I4	I4 to I6	Lap	
1	T	20.3928	38.1086	31.9003	90.4017
	S	87.029	101.391	78.077	89.919
2	T	18.6613	35.2599	27.8166	81.7378
	S	95.104	109.582	89.539	99.450
3	T	18.3148	34.8163	27.1610	80.2921
	S	96.904	110.979	91.701	101.240
4	T	18.0568	34.3800	26.8573	79.2941
	S	98.288	112.387	92.738	102.515
5	T	17.9386	34.2911	26.8263	79.0560
	S	98.936	112.678	92.845	102.823
6	T	17.9220	33.9200	26.7315	78.5735
	S	99.028	113.911	93.174	103.455
7	T	17.9043	33.9753	26.7356	78.6152
	S	99.126	113.726	93.160	103.400
8	T	18.0926	34.0911	26.9400	79.1237
	S	98.094	113.339	92.453	102.735
9	T			27.5275	496.2186
	S			90.480	16.381
10	T	18.2293	34.2930	26.9200	79.4423
	S	97.358	112.672	92.522	102.323
11	T	17.9726	34.0138	26.6927	78.6791
	S	98.749	113.597	93.309	103.316
12	T	17.8608	33.9361	26.5598	78.3567
	S	99.367	113.857	93.776	103.741
13	T	17.7617	33.8054	26.8178	78.3849
	S	99.921	114.297	92.874	103.704
14	T	18.0155	33.7539	26.5303	78.2997
	S	98.514	114.472	93.881	103.816
15	T	17.8769	33.7865	26.6557	78.3191
	S	99.277	114.361	93.439	103.791
16	T	17.7468	33.8642	26.6026	78.2136
	S	100.005	114.099	93.626	103.931
17	T	17.9134	33.8298	26.5923	78.3355
	S	99.075	114.215	93.662	103.769

Event: VP Racing Lubricants GP of Mid-Ohio  
Track: Mid-Ohio Sports Car Course  
Report: Section Data Report  
Session: Practice 1

Round 17/18  
2.258 mile(s)



Indy Pro 2000 Championship  
October 1, 2021

Section Data for Car 55 - Gold, Reece (R)

Lap	T/S I6 to SF	SF to I4	I4 to I6	Lap	
1	T	19.0317	35.1415	27.6459	81.8191
	S	93.254	109.952	90.092	99.351
2	T	18.3378	34.0707	27.0449	79.4534
	S	96.782	113.407	92.094	102.309
3	T	18.0276	33.7894	26.9930	78.8100
	S	98.448	114.351	92.271	103.144
4	T	18.1057	33.7286	26.8765	78.7108
	S	98.023	114.557	92.671	103.274
5	T	17.8976	33.6579	26.7704	78.3259
	S	99.163	114.798	93.039	103.782
6	T	17.8675	33.5747	26.6263	78.0685
	S	99.330	115.083	93.542	104.124
7	T	18.4024	33.6713	26.6104	78.6841
	S	96.442	114.752	93.598	103.309
8	T	17.7867	33.6706	26.5406	77.9979
	S	99.781	114.755	93.844	104.218
9	T			27.6428	483.3435
	S			90.102	16.818
10	T	18.2745	33.9076	26.8782	79.0603
	S	97.117	113.953	92.665	102.818
11	T	18.0011	33.8488	26.7795	78.6294
	S	98.592	114.151	93.007	103.381
12	T	17.9166	33.8094	26.5644	78.2904
	S	99.057	114.284	93.760	103.829
13	T	18.0021	33.5293	26.5012	78.0326
	S	98.587	115.238	93.984	104.172
14	T	17.8719	33.4173	26.4633	77.7525
	S	99.305	115.625	94.118	104.547
15	T	17.8211	33.5403	26.3917	77.7531
	S	99.588	115.201	94.374	104.546
16	T	17.8434	33.6559	26.5517	78.0510
	S	99.464	114.805	93.805	104.147
17	T	17.8715	33.5631	26.5051	77.9397
	S	99.307	115.122	93.970	104.296

Event: VP Racing Lubricants GP of Mid-Ohio

Round 17/18

Track: Mid-Ohio Sports Car Course

2.258 mile(s)



Report: Section Data Report

Indy Pro 2000 Championship

Session: Practice 1

October 1, 2021

Section Data for Car 91 - Eves, Braden

Lap	T/S I6 to SF	SF to I4	I4 to I6	Lap	
1	T		27.8689	153.0099	
	S		89.371	53.126	
2	T	18.5245	34.5397	27.0699	80.1341
	S	95.807	111.867	92.009	101.440
3	T	18.4017	34.3210	27.1261	79.8488
	S	96.446	112.580	91.819	101.802
4	T	18.0945	34.1505	26.8454	79.0904
	S	98.084	113.142	92.779	102.779
5	T	18.0742	34.0588	26.8138	78.9468
	S	98.194	113.447	92.888	102.966
6	T		27.4343	215.7559	
	S		90.787	37.676	
7	T		27.2304	429.0058	
	S		91.467	18.948	
8	T	18.1789	34.1838	26.9417	79.3044
	S	97.628	113.032	92.447	102.501
9	T	18.1480	33.9046	26.9516	79.0042
	S	97.794	113.963	92.413	102.891
10	T	18.0238	35.1840	27.2957	80.5035
	S	98.468	109.819	91.248	100.974
11	T	18.2151	33.9051	26.9170	79.0372
	S	97.434	113.961	92.532	102.848
12	T	17.9730	33.8658	26.7500	78.5888
	S	98.747	114.093	93.110	103.435
13	T	18.3129	33.8770	26.6861	78.8760
	S	96.914	114.056	93.333	103.058
14	T	18.0619	33.7586	26.6945	78.5150
	S	98.261	114.456	93.303	103.532
15	T	17.8912	34.0099	26.7086	78.6097
	S	99.198	113.610	93.254	103.407

Event: VP Racing Lubricants GP of Mid-Ohio

Round 17/18

Track: Mid-Ohio Sports Car Course

2.258 mile(s)



Report: Section Data Report

Indy Pro 2000 Championship






Session: Practice 1

October 1, 2021

Section Data for Car

Report Support Information

Section Legend	
Name	Length
I6 to SF	0.492992 miles
SF to I4	1.073295 miles
I4 to I6	0.691856 miles
Lap	2.258000 miles
SFP to I4	1.073295 miles
I6 to SFP	0.492992 miles

Color Legend	
	Fastest Lap
	Section Under Caution
	Section Under Green
	Section Time Data
	Section Speed Data

