

Event: **Indy Pro 2000 GP by Andersen Companies**

Round 14/15/16

Track: **New Jersey Motorsports Park**

2.14 mile(s)

Report: **Section Data Report**

Indy Pro 2000 Championship

Session: **Practice 1**

August 28, 2021



Section Data for Car 1 - Rasmussen, Christian (R)

Lap	T/S	I3 to SF	SF to I1	I1 to I2	I2 to I3	Lap
1	T	13.1308	20.3778	17.3818	24.4561	75.3465
	S	119.116	107.336	101.517	89.492	102.248
2	T	13.0716	19.8810	17.2472	24.2938	74.4936
	S	119.656	110.018	102.309	90.090	103.418
3	T	13.0400	19.8335	17.1860	24.4395	74.4990
	S	119.946	110.282	102.673	89.553	103.411
4	T	13.0183	22.3339	20.6795	28.5845	84.6162
	S	120.146	97.935	85.328	76.567	91.046

Event: Indy Pro 2000 GP by Andersen Companies

Round 14/15/16

Track: New Jersey Motorsports Park

2.14 mile(s)



Report: Section Data Report

Indy Pro 2000 Championship

Session: Practice 1

August 28, 2021

Section Data for Car 18 - McElrea, Hunter

Lap	T/S I3 to SF	SF to I1	I1 to I2	I2 to I3	Lap	
1	T	13.1621	20.1595	17.5691	25.0534	75.9441
	S	118.833	108.498	100.435	87.359	101.443
2	T	13.1115	19.9807	17.4596	24.5885	75.1403
	S	119.292	109.469	101.064	89.011	102.528
3	T	13.0936	19.7693	17.3715	24.4747	74.7091
	S	119.455	110.640	101.577	89.424	103.120
4	T			17.6699	24.8212	339.8880
	S			99.862	88.176	22.666
5	T	13.1787	19.7955	17.3805	24.5101	74.8648
	S	118.683	110.493	101.524	89.295	102.906
6	T	13.0991	19.7479	17.3422	24.4565	74.6457
	S	119.404	110.760	101.749	89.491	103.208
7	T			17.9325	25.1346	205.2000
	S			98.399	87.077	37.544
8	T	13.0670	19.7626	17.3735	24.8197	75.0228
	S	119.698	110.677	101.565	88.181	102.689
9	T	13.0470	20.8243	17.5912	24.7881	76.2506
	S	119.881	105.035	100.308	88.294	101.035
10	T	13.0500	19.8487	17.3446	24.6308	74.8741
	S	119.854	110.197	101.735	88.858	102.893
11	T			17.4526	24.5683	246.3739
	S			101.105	89.084	31.270
12	T	13.0664	19.7759	17.2635	24.4071	74.5129
	S	119.703	110.603	102.212	89.672	103.391
13	T	13.0597	19.7174	17.3503	25.4827	75.6101
	S	119.765	110.931	101.701	85.887	101.891
14	T			17.4539	24.7319	170.9507
	S			101.097	88.494	45.066

Event: Indy Pro 2000 GP by Andersen Companies

Round 14/15/16

Track: New Jersey Motorsports Park

2.14 mile(s)



Report: Section Data Report

Indy Pro 2000 Championship

Session: Practice 1

August 28, 2021

Section Data for Car 21 - Simpson, Kyffin (R)

Lap	T/S I3 to SF	SF to I1	I1 to I2	I2 to I3	Lap	
1	T	13.1643	21.5795	18.0825	25.4399	78.2662
	S	118.813	101.359	97.583	86.032	98.433
2	T	13.0966	21.0024	17.5770	24.8972	76.5732
	S	119.427	104.144	100.389	87.907	100.610
3	T	13.0143	20.7788	17.4686	24.9160	76.1777
	S	120.182	105.265	101.012	87.841	101.132
4	T	13.0358	21.1439	17.7055	24.8178	76.7030
	S	119.984	103.447	99.661	88.188	100.439
5	T	13.0246	20.6598	17.5287	24.6322	75.8453
	S	120.087	105.871	100.666	88.853	101.575
6	T			17.8645	24.9010	409.0318
	S			98.774	87.894	18.835
7	T	12.9858	20.7614	17.6239	24.9143	76.2854
	S	120.446	105.353	100.122	87.847	100.989
8	T	13.0838	20.4150	17.4602	24.7550	75.7140
	S	119.544	107.140	101.061	88.412	101.751
9	T	13.0563	20.3921	17.4789	24.7869	75.7142
	S	119.796	107.261	100.953	88.298	101.751
10	T	13.0801	20.5049	17.2747	24.7027	75.5624
	S	119.578	106.671	102.146	88.599	101.955
11	T			17.7156	24.7549	339.1309
	S			99.604	88.412	22.717
12	T	13.0463	20.4142	17.3672	24.7387	75.5664
	S	119.888	107.145	101.602	88.470	101.950
13	T	13.0468	20.2695	17.4584	24.7007	75.4754
	S	119.883	107.910	101.071	88.606	102.073
14	T	13.0587	20.4929	17.3195	24.8722	75.7433
	S	119.774	106.733	101.882	87.995	101.712
15	T	13.0528	20.3698	17.6089	24.9162	75.9477
	S	119.828	107.378	100.208	87.840	101.438

Event: Indy Pro 2000 GP by Andersen Companies

Round 14/15/16

Track: New Jersey Motorsports Park

2.14 mile(s)



Report: Section Data Report

Indy Pro 2000 Championship

Session: Practice 1

August 28, 2021

Section Data for Car 3 - Roe, James (R)

Lap	T/S I3 to SF	SF to I1	I1 to I2	I2 to I3	Lap	
1	T	13.2026	20.9086	17.6038	24.8453	76.5603
	S	118.468	104.611	100.237	88.091	100.627
2	T	13.1053	199.4102		26.6206	85.2973
	S	119.348	10.969		82.216	90.319
3	T			18.1994	25.7300	171.1476
	S			96.956	85.062	45.014
4	T	13.1593	20.5493	17.4127	24.7785	75.8998
	S	118.858	106.440	101.337	88.328	101.502
5	T	13.1166	20.2730	17.4464	24.6383	75.4743
	S	119.245	107.891	101.141	88.831	102.074
6	T	13.0761	20.2298	17.5162	24.7388	75.5609
	S	119.614	108.121	100.738	88.470	101.957
7	T	13.0665	20.3367	17.3990	24.8031	75.6053
	S	119.702	107.553	101.416	88.240	101.898
8	T			17.7795	25.4609	306.0607
	S			99.246	85.961	25.171
9	T	13.0490	20.4161	17.3501	24.7893	75.6045
	S	119.863	107.135	101.702	88.290	101.899
10	T	13.0565	20.2636	17.4211	24.7173	75.4585
	S	119.794	107.941	101.288	88.547	102.096
11	T	13.1210	20.2866	17.4490	24.7129	75.5695
	S	119.205	107.819	101.126	88.563	101.946
12	T	13.0672	20.0881	17.3945	24.8179	75.3677
	S	119.696	108.884	101.443	88.188	102.219
13	T			18.0643	25.1575	233.3102
	S			97.681	86.997	33.020
14	T	13.0776	20.0734	17.4915	25.0061	75.6486
	S	119.601	108.964	100.880	87.524	101.839
15	T	13.0819	20.1299	17.3525	24.9308	75.4951
	S	119.561	108.658	101.688	87.788	102.046
16	T	13.0666	21.3319	18.6334	26.8282	79.8601
	S	119.701	102.535	94.698	81.580	96.469

Event: Indy Pro 2000 GP by Andersen Companies

Round 14/15/16

Track: New Jersey Motorsports Park

2.14 mile(s)



Report: Section Data Report

Indy Pro 2000 Championship

Session: Practice 1

August 28, 2021

Section Data for Car 40 - Miller, Jack William (R)

Lap	T/S I3 to SF	SF to I1	I1 to I2	I2 to I3	Lap	
1	T	13.2636	20.9655	17.6976	25.0902	77.0169
	S	117.924	104.327	99.705	87.231	100.030
2	T	13.5124	20.3016	17.5439	24.7902	76.1481
	S	115.752	107.739	100.579	88.286	101.171
3	T	13.1796	20.1598	17.6579	24.8761	75.8734
	S	118.675	108.497	99.930	87.981	101.538
4	T	13.0734	20.2618	17.5533	24.8249	75.7134
	S	119.639	107.951	100.525	88.163	101.752
5	T	13.0488	20.0602	17.3723	24.7573	75.2386
	S	119.865	109.035	101.572	88.404	102.394
6	T	13.0821	20.0325	17.5278	35.1541	85.7965
	S	119.560	109.186	100.671	62.258	89.794
7	T			17.7476	25.1488	237.6793
	S			99.424	87.027	32.413
8	T	13.1245	20.1131	17.4139	24.5538	75.2053
	S	119.173	108.749	101.330	89.136	102.440
9	T	13.0514	20.1298	17.4266	24.5595	75.1673
	S	119.841	108.658	101.256	89.116	102.491
10	T	13.2553	20.0031	17.4439	24.5519	75.2542
	S	117.997	109.347	101.155	89.143	102.373
11	T			17.6630	24.7744	235.3662
	S			99.901	88.343	32.732
12	T	13.0540	20.0109	17.4743	24.6774	75.2166
	S	119.817	109.304	100.979	88.690	102.424
13	T	13.0539	20.0960	17.5197	24.7010	75.3706
	S	119.818	108.841	100.718	88.605	102.215
14	T	13.0742	20.1762	17.3645	24.5045	75.1194
	S	119.632	108.409	101.618	89.316	102.557
15	T	13.3170	19.8537	17.3307	24.6778	75.1792
	S	117.451	110.170	101.816	88.688	102.475
16	T			17.3620	24.7393	289.0089
	S			101.633	88.468	26.657

Event: Indy Pro 2000 GP by Andersen Companies

Round 14/15/16

Track: New Jersey Motorsports Park

2.14 mile(s)



Report: Section Data Report

Indy Pro 2000 Championship

Session: Practice 1

August 28, 2021

Section Data for Car 42 - Petrov, Artem

Lap	T/S I3 to SF	SF to I1	I1 to I2	I2 to I3	Lap	
1	T	13.2753	20.7218	17.6153	24.8015	76.4139
	S	117.820	105.554	100.171	88.246	100.819
2	T	13.1294	20.2010	17.4165	24.5382	75.2851
	S	119.129	108.275	101.315	89.193	102.331
3	T	13.1365	20.6023	17.6034	24.9271	76.2693
	S	119.065	106.166	100.239	87.801	101.010
4	T	13.0938	19.9903	17.3126	24.4335	74.8302
	S	119.453	109.417	101.923	89.575	102.953
5	T	13.1407	20.0112	17.3737	24.5421	75.0677
	S	119.026	109.302	101.564	89.179	102.627
6	T	13.1068	20.1940	17.3312	24.7183	75.3503
	S	119.334	108.313	101.813	88.543	102.242
7	T			18.1754	25.0644	343.0293
	S			97.084	87.321	22.459
8	T	13.1037	20.0088	17.4176	24.3866	74.9167
	S	119.363	109.316	101.308	89.747	102.834
9	T	13.0987	20.0305	17.5547	24.5960	75.2799
	S	119.408	109.197	100.517	88.983	102.338
10	T	13.0940	27.3846	17.8986	25.2565	83.6337
	S	119.451	79.872	98.586	86.656	92.116

Event: Indy Pro 2000 GP by Andersen Companies

Round 14/15/16

Track: New Jersey Motorsports Park

2.14 mile(s)



Report: Section Data Report

Indy Pro 2000 Championship

Session: Practice 1

August 28, 2021

Section Data for Car 5 - Brichacek, Wyatt (R)

Lap	T/S I3 to SF	SF to I1	I1 to I2	I2 to I3	Lap	
1	T		18.2214	25.2109	613.4279	
	S		96.839	86.813	12.559	
2	T	13.0780	20.6772	17.5321	24.6065	75.8938
	S	119.597	105.782	100.647	88.945	101.510
3	T	13.0290	20.5038	17.3755	24.4537	75.3620
	S	120.047	106.676	101.554	89.501	102.227
4	T	13.0099	20.2292	17.2799	24.5876	75.1066
	S	120.223	108.125	102.115	89.014	102.574
5	T	13.0033	20.2283	17.3026	24.5565	75.0907
	S	120.284	108.129	101.982	89.127	102.596
6	T	13.0294	19.9200	17.1901	24.4390	74.5785
	S	120.043	109.803	102.649	89.555	103.301
7	T	13.0169	20.0978	17.2204	24.4178	74.7529
	S	120.158	108.831	102.468	89.633	103.060

Event: Indy Pro 2000 GP by Andersen Companies

Round 14/15/16

Track: New Jersey Motorsports Park

2.14 mile(s)



Report: Section Data Report

Indy Pro 2000 Championship

Session: Practice 1

August 28, 2021

Section Data for Car 51 - Abel, Jacob

Lap	T/S I3 to SF	SF to I1	I1 to I2	I2 to I3	Lap	
1	T	13.0722	20.5887	17.5328	24.6298	75.8235
	S	119.650	106.237	100.643	88.861	101.604
2	T	13.0960	20.0672	17.5068	24.4329	75.1029
	S	119.433	108.997	100.792	89.577	102.579
3	T	13.0711	19.8518	17.4108	24.4661	74.7998
	S	119.660	110.180	101.348	89.456	102.995
4	T			20.8423	26.1814	210.2073
	S			84.662	83.595	36.650
5	T	13.1670	20.0785	17.3169	24.4234	74.9858
	S	118.789	108.936	101.897	89.612	102.739
6	T			18.4436	25.2722	189.8200
	S			95.673	86.603	40.586
7	T	13.0575	21.8626	17.6954	24.8673	77.4828
	S	119.785	100.046	99.718	88.013	99.429

Event: Indy Pro 2000 GP by Andersen Companies

Round 14/15/16

Track: New Jersey Motorsports Park

2.14 mile(s)



Report: Section Data Report

Indy Pro 2000 Championship

Session: Practice 1

August 28, 2021

Section Data for Car 55 - Gold, Reece (R)

Lap	T/S I3 to SF	SF to I1	I1 to I2	I2 to I3	Lap	
1	T	13.0540	20.8879	17.6476	25.1331	76.7226
	S	119.817	104.715	99.988	87.082	100.414
2	T	12.9987	20.5133	17.3507	24.7972	75.6599
	S	120.327	106.627	101.699	88.261	101.824
3	T	12.9538	20.3563	17.3439	24.7342	75.3882
	S	120.744	107.449	101.739	88.486	102.191
4	T	13.0115	20.0993	17.2387	24.8452	75.1947
	S	120.208	108.823	102.360	88.091	102.454
5	T			18.0746	26.8513	350.1814
	S			97.626	81.510	22.000
6	T	13.0129	20.1545	17.1917	24.5073	74.8664
	S	120.195	108.525	102.639	89.305	102.903
7	T	13.1013	20.9756	18.8344	26.7898	79.7011
	S	119.384	104.277	93.687	81.697	96.661
8	T	13.0152	20.0570	17.0968	24.4637	74.6327
	S	120.174	109.053	103.209	89.465	103.226
9	T	12.9800	20.0339	17.1967	24.7362	74.9468
	S	120.500	109.179	102.610	88.479	102.793
10	T	12.9986	20.0061	17.2416	24.6711	74.9174
	S	120.328	109.330	102.342	88.713	102.833
11	T			18.4365	26.2383	463.7105
	S			95.709	83.414	16.614
12	T	13.0532	20.0506	18.8133	26.4169	78.3340
	S	119.824	109.088	93.792	82.850	98.348
13	T	12.9702	20.1175	17.2533	24.7145	75.0555
	S	120.591	108.725	102.273	88.557	102.644
14	T	12.9879	19.8789	17.2368	24.6678	74.7714
	S	120.427	110.030	102.371	88.724	103.034

Event: Indy Pro 2000 GP by Andersen Companies

Round 14/15/16

Track: New Jersey Motorsports Park

2.14 mile(s)



Report: Section Data Report

Indy Pro 2000 Championship

Session: Practice 1

August 28, 2021

Section Data for Car 91 - Eves, Braden

Lap	T/S I3 to SF	SF to I1	I1 to I2	I2 to I3	Lap	
1	T	13.2037	20.8040	17.6771	25.0306	76.7154
	S	118.459	105.137	99.821	87.438	100.423
2	T	13.0707	20.1893	17.4015	24.7074	75.3689
	S	119.664	108.338	101.402	88.582	102.217
3	T	13.0436	20.2253	17.4642	24.7713	75.5044
	S	119.913	108.145	101.038	88.354	102.034
4	T	13.0865	20.1912	17.3799	27.4451	78.1027
	S	119.519	108.328	101.528	79.746	98.639
5	T	13.0245	19.9752	17.3949	24.7519	75.1465
	S	120.088	109.499	101.440	88.423	102.520
6	T	13.0762	20.0023	17.3566	24.6734	75.1085
	S	119.614	109.351	101.664	88.704	102.572
7	T	13.1393	20.0234	17.4161	24.5431	75.1219
	S	119.039	109.236	101.317	89.175	102.553
8	T	13.0828	19.9422	17.2456	24.5144	74.7850
	S	119.553	109.681	102.319	89.280	103.015
9	T			19.7258	25.6488	469.7247
	S			89.454	85.331	16.401
10	T	13.0810	20.0143	17.2749	24.6339	75.0041
	S	119.570	109.285	102.145	88.847	102.714
11	T	13.0584	19.8923	17.2483	24.4021	74.6011
	S	119.777	109.956	102.303	89.690	103.269
12	T	13.0687	19.8762	17.3277	24.4538	74.7264
	S	119.682	110.045	101.834	89.501	103.096
13	T	13.1074	19.8172	17.2456	24.5103	74.6805
	S	119.329	110.372	102.319	89.295	103.159
14	T	13.0684	19.8944	17.8214	28.1959	78.9801
	S	119.685	109.944	99.013	77.623	97.544
15	T	13.0059	20.1349	17.4108	24.6318	75.1834
	S	120.260	108.631	101.348	88.854	102.469
16	T	13.0566	19.9887	18.2102	25.1567	76.4122
	S	119.793	109.425	96.899	87.000	100.822
17	T	13.0473	19.8926	17.3491	25.3898	75.6788
	S	119.879	109.954	101.708	86.201	101.799
18	T	13.0349	20.1787	18.9589	29.0543	81.2268
	S	119.993	108.395	93.072	75.329	94.846

Event: Indy Pro 2000 GP by Andersen Companies

Round 14/15/16

Track: New Jersey Motorsports Park

2.14 mile(s)



Report: Section Data Report

Indy Pro 2000 Championship






Session: Practice 1

August 28, 2021

Section Data for Car

Report Support Information

Section Legend	
Name	Length
I3 to SF	0.434470 miles
SF to I1	0.607576 miles
I1 to I2	0.490152 miles
I2 to I3	0.607955 miles
Lap	2.140000 miles
SFP to I1	0.607576 miles
I3 to SFP	0.434470 miles

Color Legend	
	Fastest Lap
	Section Under Caution
	Section Under Green
	Section Time Data
	Section Speed Data

