

Event: NJMP RTI Event Test
Track: New Jersey Motorsports Park
Report: Section Data Report
Session: Indy Pro 2000 Test Session 1

2.14 mile(s)



Indy Pro 2000 Championship
August 27, 2021

Section Data for Car 1 - Rasmussen, Christian (R)

Lap	T/S I3 to SF	SF to I1	I1 to I2	I2 to I3	Lap	
1	T		19.0162	28.9911	403.8173	
	S		92.792	75.493	19.078	
2	T	13.3707	21.3376	19.7658	28.5877	83.0618
	S	116.979	102.508	89.273	76.559	92.750
3	T	13.3714	20.5329	17.7507	24.6821	76.3371
	S	116.973	106.525	99.407	88.673	100.921
4	T	13.2981	20.5608	17.7547	25.3783	76.9919
	S	117.618	106.381	99.385	86.240	100.062
5	T	13.3393	20.3824	17.9143	24.9622	76.5982
	S	117.254	107.312	98.499	87.678	100.577
6	T	13.2878	20.3818	17.9176	25.1606	76.7478
	S	117.709	107.315	98.481	86.987	100.381
7	T	13.2949	20.2495	18.3467	25.8172	77.7083
	S	117.646	108.016	96.178	84.774	99.140
8	T			18.1903	25.2265	231.9718
	S			97.005	86.759	33.211
9	T	13.3653	20.2978	18.2773	25.3614	77.3018
	S	117.026	107.759	96.543	86.298	99.661
10	T	13.3681	20.3893	17.9154	25.3328	77.0056
	S	117.002	107.276	98.493	86.395	100.045
11	T	13.3742	21.3286	18.1670	25.2348	78.1046
	S	116.948	102.551	97.129	86.731	98.637
12	T			17.8568	25.4015	378.4258
	S			98.816	86.162	20.358
13	T	13.3467	20.4330	17.8004	25.3267	76.9068
	S	117.189	107.046	99.130	86.416	100.173
14	T	13.4113	23.5081	24.9670	26.6110	88.4974
	S	116.625	93.043	70.675	82.246	87.053
15	T			17.9852	35.5115	488.3678
	S			98.111	61.632	15.775
16	T	13.3778	20.9105	17.8506	25.4336	77.5725
	S	116.917	104.602	98.851	86.053	99.314
17	T	13.3405	20.4383	17.7695	25.4291	76.9774
	S	117.244	107.018	99.302	86.068	100.081
18	T	13.3466	20.2867	17.7600	25.4789	76.8722
	S	117.190	107.818	99.355	85.900	100.218
19	T	13.2942	20.5680	17.7974	25.3380	76.9976
	S	117.652	106.343	99.146	86.378	100.055

Event: NJMP RTI Event Test
Track: New Jersey Motorsports Park
Report: Section Data Report
Session: Indy Pro 2000 Test Session 1

2.14 mile(s)



Indy Pro 2000 Championship
August 27, 2021

Section Data for Car 1 - Rasmussen, Christian (R)

Lap	T/S I3 to SF	SF to I1	I1 to I2	I2 to I3	Lap	
20	T		17.7581	25.2448	294.0561	
	S		99.366	86.697	26.199	
21	T	13.3710	20.4219	17.8031	25.2401	76.8361
	S	116.976	107.104	99.115	86.713	100.265
22	T	13.3188	20.3558	17.9521	25.4183	77.0450
	S	117.435	107.452	98.292	86.105	99.994
23	T	13.2754	20.4954	17.8949	25.4763	77.1420
	S	117.819	106.720	98.606	85.909	99.868
24	T		17.9877	25.8610	207.0267	
	S		98.097	84.631	37.213	
25	T	13.3620	20.7663	17.9269	25.9372	77.9924
	S	117.055	105.328	98.430	84.382	98.779
26	T	13.3883	20.7383	17.9776	25.9465	78.0507
	S	116.825	105.470	98.152	84.352	98.705

Event: NJMP RTI Event Test
 Track: New Jersey Motorsports Park
 Report: Section Data Report
 Session: Indy Pro 2000 Test Session 1

2.14 mile(s)



Indy Pro 2000 Championship
 August 27, 2021

Section Data for Car 18 - McElrea, Hunter

Lap	T/S I3 to SF	SF to I1	I1 to I2	I2 to I3	Lap	
1	T	13.3746	20.7807	17.7546	24.9817	76.8916
	S	116.945	105.255	99.385	87.610	100.193
2	T	13.3289	20.3444	17.5656	25.0718	76.3107
	S	117.346	107.512	100.455	87.295	100.956
3	T	13.3241	20.3169	17.5706	25.1249	76.3365
	S	117.388	107.658	100.426	87.110	100.922
4	T	13.3465	20.3028	17.5790	25.1824	76.4107
	S	117.191	107.733	100.378	86.911	100.824
5	T			17.8236	25.3385	435.3461
	S			99.001	86.376	17.696
6	T	13.2690	20.3115	17.8250	25.1544	76.5599
	S	117.876	107.686	98.993	87.008	100.627
7	T	13.3362	20.2080	17.7412	25.0796	76.3650
	S	117.282	108.238	99.460	87.268	100.884
8	T			17.7052	25.4892	156.9895
	S			99.663	85.865	49.073
9	T	13.2960	20.0956	17.7711	25.0621	76.2248
	S	117.636	108.843	99.293	87.329	101.069
10	T	13.3040	20.4034	17.6260	25.1535	76.4869
	S	117.565	107.201	100.110	87.011	100.723
11	T	13.2940	20.3465	17.6567	24.9506	76.2478
	S	117.654	107.501	99.936	87.719	101.039
12	T			19.2677	25.8150	174.4795
	S			91.580	84.782	44.154
13	T	13.1943	20.2294	17.6546	25.3669	76.4452
	S	118.543	108.123	99.948	86.279	100.778
14	T	13.2728	20.3997	17.6478	25.0996	76.4199
	S	117.842	107.221	99.987	87.198	100.811
15	T			17.8154	25.3773	174.0145
	S			99.046	86.244	44.272
16	T	13.2804	20.6263	17.7366	25.2139	76.8572
	S	117.774	106.043	99.486	86.803	100.238
17	T			18.1189	25.5073	536.0022
	S			97.387	85.804	14.373
18	T	13.2941	20.5846	17.7844	25.2315	76.8946
	S	117.653	106.258	99.219	86.742	100.189
19	T	13.3247	20.5752	17.6804	25.6185	77.1988
	S	117.383	106.306	99.802	85.432	99.794

Event: NJMP RTI Event Test
Track: New Jersey Motorsports Park
Report: Section Data Report
Session: Indy Pro 2000 Test Session 1

2.14 mile(s)



Indy Pro 2000 Championship
August 27, 2021

Section Data for Car 18 - McElrea, Hunter

Lap	T/S I3 to SF	SF to I1	I1 to I2	I2 to I3	Lap	
20	T		17.9592	25.0878	163.3879	
	S		98.253	87.239	47.152	
21	T	13.2611	20.3294	17.4351	24.5273	75.5529
	S	117.946	107.592	101.207	89.233	101.968
22	T	13.3002	20.1024	17.3955	24.8015	75.5996
	S	117.599	108.807	101.437	88.246	101.905
23	T		19.3481	28.4380	221.8814	
	S		91.200	76.962	34.721	
24	T	13.3169	20.1285	17.6623	24.9199	76.0276
	S	117.452	108.665	99.905	87.827	101.332
25	T		17.8896	25.4083	244.1984	
	S		98.635	86.139	31.548	
26	T	13.3344	20.2847	17.6788	25.7182	77.0161
	S	117.297	107.829	99.811	85.101	100.031

Event: NJMP RTI Event Test
Track: New Jersey Motorsports Park
Report: Section Data Report
Session: Indy Pro 2000 Test Session 1

2.14 mile(s)



Indy Pro 2000 Championship
August 27, 2021

Section Data for Car 21 - Simpson, Kyffin (R)

Lap	T/S I3 to SF	SF to I1	I1 to I2	I2 to I3	Lap	
1	T	13.6276	23.1794	18.9906	26.7417	82.5393
	S	114.774	94.363	92.917	81.844	93.337
2	T	13.3983	22.2333	18.4747	25.8670	79.9733
	S	116.738	98.378	95.511	84.611	96.332
3	T	13.2243	21.5131	17.9061	25.4181	78.0616
	S	118.274	101.672	98.544	86.105	98.691
4	T	13.2691	21.3415	18.1340	25.3813	78.1259
	S	117.875	102.489	97.306	86.230	98.610
5	T	13.2720	21.1070	17.8801	25.3815	77.6406
	S	117.849	103.628	98.688	86.230	99.226
6	T	13.2670	21.0833	18.2598	25.0206	77.6307
	S	117.893	103.744	96.636	87.473	99.239
7	T	13.3268	21.1434	18.0052	25.3271	77.8025
	S	117.364	103.449	98.002	86.415	99.020
8	T	13.3414	21.7548	18.1561	25.7938	79.0461
	S	117.236	100.542	97.187	84.851	97.462
9	T			18.6630	25.7958	676.5191
	S			94.548	84.845	11.388
10	T	13.4671	21.1132	18.0205	25.2034	77.8042
	S	116.142	103.597	97.919	86.839	99.018
11	T	13.3971	21.3042	17.8533	25.1196	77.6742
	S	116.748	102.669	98.836	87.129	99.184
12	T	13.3536	20.9703	17.8962	25.2457	77.4658
	S	117.129	104.303	98.599	86.693	99.450
13	T	13.3525	20.8472	18.0162	25.2269	77.4428
	S	117.138	104.919	97.942	86.758	99.480
14	T	13.3257	20.8031	18.2132	25.3671	77.7091
	S	117.374	105.142	96.883	86.279	99.139
15	T	13.3323	20.7034	17.8600	25.1791	77.0748
	S	117.316	105.648	98.799	86.923	99.955
16	T			18.3433	25.3246	427.8537
	S			96.196	86.423	18.006
17	T	13.4183	20.8728	17.7815	25.2114	77.2840
	S	116.564	104.791	99.235	86.811	99.684
18	T	13.3660	20.7858	17.7361	25.2826	77.1705
	S	117.020	105.229	99.489	86.567	99.831
19	T	13.3072	20.6925	17.9734	25.4547	77.4278
	S	117.537	105.704	98.175	85.982	99.499

Event: NJMP RTI Event Test
Track: New Jersey Motorsports Park
Report: Section Data Report
Session: Indy Pro 2000 Test Session 1

2.14 mile(s)



Indy Pro 2000 Championship
August 27, 2021

Section Data for Car 21 - Simpson, Kyffin (R)

Lap	T/S	I3 to SF	SF to I1	I1 to I2	I2 to I3	Lap
20	T	13.3917	20.5774	17.8685	25.1835	77.0211
	S	116.796	106.295	98.752	86.908	100.025
21	T	13.2817	20.6114	17.8279	25.2250	76.9460
	S	117.763	106.120	98.977	86.765	100.122
22	T	13.3883	20.6006	17.7434	25.1597	76.8920
	S	116.825	106.175	99.448	86.990	100.192
23	T	13.3625	20.6409	17.8781	25.3325	77.2140
	S	117.051	105.968	98.699	86.396	99.775

Event: NJMP RTI Event Test
Track: New Jersey Motorsports Park
Report: Section Data Report
Session: Indy Pro 2000 Test Session 1

2.14 mile(s)



Indy Pro 2000 Championship
August 27, 2021

Section Data for Car 3 - Roe, James (R)

Lap	T/S I3 to SF	SF to I1	I1 to I2	I2 to I3	Lap	
1	T	13.4461	22.1675	18.4652	26.2120	80.2908
	S	116.323	98.670	95.561	83.497	95.951
2	T	13.2932	21.2471	17.9037	25.8048	78.2488
	S	117.661	102.945	98.558	84.815	98.455
3	T	13.2342	21.0380	17.8756	25.8701	78.0179
	S	118.186	103.968	98.713	84.601	98.747
4	T	13.2912	21.0816	18.2263	25.6713	78.2704
	S	117.679	103.753	96.813	85.256	98.428
5	T	13.2081	20.9780	17.7846	25.6506	77.6213
	S	118.419	104.265	99.218	85.325	99.251
6	T	13.2286	20.7759	17.6784	25.5645	77.2474
	S	118.236	105.279	99.814	85.612	99.732
7	T			18.4397	26.0060	436.9451
	S			95.693	84.159	17.632
8	T	13.2844	20.8097	17.7556	25.3755	77.2252
	S	117.739	105.108	99.380	86.250	99.760
9	T	13.2482	20.7111	17.6166	25.6061	77.1820
	S	118.061	105.609	100.164	85.473	99.816
10	T	13.1878	20.7236	17.6376	25.5525	77.1015
	S	118.601	105.545	100.045	85.653	99.920
11	T	13.1990	22.6780	18.3118	26.7504	80.9392
	S	118.501	96.449	96.361	81.817	95.183
12	T			18.9136	26.2141	307.1330
	S			93.295	83.491	25.084
13	T	13.2724	20.9092	17.7935	25.5507	77.5258
	S	117.845	104.608	99.168	85.659	99.373
14	T	13.2352	21.2342	17.7524	25.7730	77.9948
	S	118.177	103.007	99.398	84.920	98.776
15	T	13.2849	21.0493	17.8695	25.9031	78.1068
	S	117.734	103.912	98.746	84.493	98.634
16	T			18.8563	25.9810	843.1157
	S			93.579	84.240	9.138
17	T	13.2490	20.9671	17.8458	25.5298	77.5917
	S	118.054	104.319	98.877	85.729	99.289
18	T	13.2336	20.7927	17.7151	25.3488	77.0902
	S	118.191	105.194	99.607	86.341	99.935
19	T	13.2963	20.7939	17.8267	25.4081	77.3250
	S	117.634	105.188	98.983	86.139	99.631

Event: NJMP RTI Event Test
Track: New Jersey Motorsports Park
Report: Section Data Report
Session: Indy Pro 2000 Test Session 1

2.14 mile(s)



Indy Pro 2000 Championship
August 27, 2021

Section Data for Car 3 - Roe, James (R)

Lap	T/S	I3 to SF	SF to I1	I1 to I2	I2 to I3	Lap
20	T	13.3630	20.8984	17.7750	25.6306	77.6670
	S	117.046	104.662	99.271	85.392	99.193
21	T	13.3265	24.2015	18.6172	26.3563	
	S	117.367	90.378	94.780	83.040	

Event: NJMP RTI Event Test
 Track: New Jersey Motorsports Park
 Report: Section Data Report
 Session: Indy Pro 2000 Test Session 1

2.14 mile(s)



Indy Pro 2000 Championship
 August 27, 2021

Section Data for Car 40 - Miller, Jack William (R)

Lap	T/S I3 to SF	SF to I1	I1 to I2	I2 to I3	Lap	
1	T		18.4598	25.8647	140.5627	
	S		95.589	84.619	54.808	
2	T	13.4504	22.0756	17.8981	25.6639	79.0880
	S	116.286	99.081	98.588	85.281	97.410
3	T	13.5467	21.0713	17.8401	25.1333	77.5914
	S	115.459	103.803	98.909	87.081	99.289
4	T	13.3441	20.6329	17.8012	25.4649	77.2431
	S	117.212	106.009	99.125	85.947	99.737
5	T	13.3211	20.8389	17.7600	25.4147	77.3347
	S	117.415	104.961	99.355	86.117	99.619
6	T	13.2991	20.6005	17.7492	25.4788	77.1276
	S	117.609	106.176	99.415	85.900	99.886
7	T	13.2961	20.8409	17.7045	25.3290	77.1705
	S	117.635	104.951	99.666	86.408	99.831
8	T	13.2811	20.7087	17.8156	25.4427	77.2481
	S	117.768	105.621	99.045	86.022	99.731
9	T			18.1151	25.9235	555.7268
	S			97.407	84.427	13.863
10	T	13.4209	20.9684	17.6585	25.1778	77.2256
	S	116.541	104.313	99.926	86.927	99.760
11	T	13.3562	20.7735	17.9066	25.2102	77.2465
	S	117.106	105.291	98.542	86.816	99.733
12	T	13.3210	20.7609	17.7361	25.3066	77.1246
	S	117.415	105.355	99.489	86.485	99.890
13	T	13.2774	20.5472	17.6636	25.2257	76.7139
	S	117.801	106.451	99.897	86.762	100.425
14	T	13.2728	20.6620	17.6370	25.1649	76.7367
	S	117.842	105.860	100.048	86.972	100.395
15	T	13.2713	20.4855	17.6142	25.2509	76.6219
	S	117.855	106.772	100.177	86.676	100.546
16	T	13.2251	20.4912	17.6977	25.2189	76.6329
	S	118.267	106.742	99.705	86.786	100.531
17	T			17.8585	25.2089	351.0861
	S			98.807	86.820	21.943
18	T	13.3026	20.6298	17.7578	25.2078	76.8980
	S	117.578	106.025	99.367	86.824	100.185
19	T	13.3268	20.5339	17.7569	25.2636	76.8812
	S	117.364	106.520	99.372	86.632	100.207

Event: NJMP RTI Event Test
Track: New Jersey Motorsports Park
Report: Section Data Report
Session: Indy Pro 2000 Test Session 1

2.14 mile(s)



Indy Pro 2000 Championship
August 27, 2021

Section Data for Car 40 - Miller, Jack William (R)

Lap	T/S I3 to SF	SF to I1	I1 to I2	I2 to I3	Lap	
20	T	13.3215	20.8169	17.6658	25.0309	76.8351
	S	117.411	105.072	99.885	87.437	100.267
21	T	13.3396	20.7851	17.6764	25.4680	77.2691
	S	117.252	105.233	99.825	85.937	99.704
22	T	13.2935	20.5965	17.6217	25.3158	76.8275
	S	117.658	106.196	100.135	86.453	100.277
23	T			17.8538	25.4514	342.7086
	S			98.833	85.993	22.480
24	T	13.3844	20.6263	17.5908	25.4298	77.0313
	S	116.859	106.043	100.311	86.066	100.011
25	T	13.3485	20.6628	17.6434	25.2995	76.9542
	S	117.174	105.856	100.012	86.509	100.111
26	T	13.2782	21.0488	18.8240	25.7053	78.8563
	S	117.794	103.914	93.739	85.143	97.697
27	T	13.2650	20.6320	17.6436	25.3154	76.8560
	S	117.911	106.014	100.011	86.455	100.239
28	T	13.2994	20.5871	17.5864	25.3196	76.7925
	S	117.606	106.245	100.336	86.440	100.322
29	T	13.2241	20.5921	17.6320	25.3521	76.8003
	S	118.276	106.219	100.076	86.330	100.312

Event: NJMP RTI Event Test
Track: New Jersey Motorsports Park
Report: Section Data Report
Session: Indy Pro 2000 Test Session 1

2.14 mile(s)



Indy Pro 2000 Championship
August 27, 2021

Section Data for Car 42 - Petrov, Artem

Lap	T/S I3 to SF	SF to I1	I1 to I2	I2 to I3	Lap	
1	T		18.1016	25.9567	1067.6188	
	S		97.480	84.319	7.216	
2	T	13.4150	21.5287	17.6877	25.2380	77.8694
	S	116.593	101.598	99.761	86.720	98.935
3	T	13.3188	52.9368	18.4251	25.7229	110.4036
	S	117.435	41.319	95.769	85.085	69.780
4	T		18.1342	25.4453	330.0437	
	S		97.305	86.013	23.342	
5	T	13.3818	21.3080	17.6481	25.0438	77.3817
	S	116.882	102.650	99.985	87.392	99.558
6	T	13.3472	23.3177	18.1076	27.7473	82.5198
	S	117.185	93.803	97.448	78.877	93.359
7	T		18.1969	25.4628	459.4696	
	S		96.970	85.954	16.767	
8	T	13.4078	20.8182	17.8021	24.9766	77.0047
	S	116.655	105.065	99.120	87.627	100.046
9	T	13.4085	20.5762	17.6542	25.2087	76.8476
	S	116.649	106.301	99.950	86.821	100.250
10	T	13.3600			26.7178	89.2519
	S	117.073			81.917	86.317

Event: NJMP RTI Event Test
Track: New Jersey Motorsports Park
Report: Section Data Report
Session: Indy Pro 2000 Test Session 1

2.14 mile(s)



Indy Pro 2000 Championship
August 27, 2021

Section Data for Car 5 - Brichacek, Wyatt (R)

Lap	T/S I3 to SF	SF to I1	I1 to I2	I2 to I3	Lap	
1	T		18.7863	29.0613	403.5244	
	S		93.927	75.311	19.092	
2	T	13.2564	21.7147	19.4766	29.6658	84.1135
	S	117.988	100.728	90.598	73.776	91.591
3	T	13.2474	21.3939	17.7167	25.4559	77.8139
	S	118.068	102.238	99.598	85.978	99.005
4	T	13.1908	21.4654	17.7635	25.5708	77.9905
	S	118.574	101.898	99.335	85.591	98.781
5	T	13.2290	21.1601	17.6529	25.4003	77.4423
	S	118.232	103.368	99.958	86.166	99.481
6	T	13.2613	21.1812	17.6216	25.5742	77.6383
	S	117.944	103.265	100.135	85.580	99.229
7	T	13.2513	22.0693	17.7852	25.4667	78.5725
	S	118.033	99.109	99.214	85.941	98.050
8	T	13.2388	20.9797	17.6294	25.5088	77.3567
	S	118.144	104.257	100.091	85.799	99.591
9	T	13.3266	21.0376	17.5993	25.3098	77.2733
	S	117.366	103.970	100.262	86.474	99.698
10	T	13.2875	21.5392	17.6949	26.8158	79.3374
	S	117.711	101.548	99.721	81.617	97.104
11	T			18.0664	25.6596	141.1039
	S			97.670	85.295	54.598
12	T	13.2481	20.9781	17.6423	25.5348	77.4033
	S	118.062	104.265	100.018	85.712	99.531
13	T	13.2866	22.3399	18.5890	26.1497	80.3652
	S	117.719	97.909	94.924	83.696	95.862
14	T	13.2840	21.0354	17.6438	25.4974	77.4606
	S	117.742	103.981	100.009	85.838	99.457
15	T	13.2682	20.8411	17.5816	25.7281	77.4190
	S	117.883	104.950	100.363	85.068	99.510
16	T			17.9955	26.3965	796.2859
	S			98.055	82.914	9.675
17	T	13.3175	21.1073	17.7174	25.3917	77.5339
	S	117.446	103.626	99.594	86.195	99.363
18	T	13.2507	21.0417	17.6187	25.8236	77.7347
	S	118.038	103.949	100.152	84.753	99.106
19	T	13.2737	20.7607	17.5594	25.3049	76.8987
	S	117.834	105.356	100.490	86.491	100.184

Event: NJMP RTI Event Test
Track: New Jersey Motorsports Park
Report: Section Data Report
Session: Indy Pro 2000 Test Session 1

2.14 mile(s)



Indy Pro 2000 Championship
August 27, 2021

Section Data for Car 5 - Brichacek, Wyatt (R)

Lap	T/S I3 to SF	SF to I1	I1 to I2	I2 to I3	Lap	
20	T	13.2279	21.3461	17.6771	25.3651	77.6162
	S	118.242	102.467	99.821	86.285	99.258
21	T	13.2636	21.3627	17.9298	26.5030	79.0591
	S	117.924	102.387	98.414	82.581	97.446
22	T			17.9201	25.6106	328.0932
	S			98.467	85.458	23.481
23	T	13.2339	20.7289	17.4989	25.1998	76.6615
	S	118.188	105.518	100.838	86.851	100.494
24	T	13.2113	20.4947	17.6347	25.1770	76.5177
	S	118.390	106.724	100.061	86.930	100.683
25	T	13.1819	20.5554	17.6134	26.0752	77.4259
	S	118.654	106.409	100.182	83.936	99.502
26	T	13.2463	20.7681	18.9638	26.9009	79.8791
	S	118.078	105.319	93.048	81.359	96.446

Event: NJMP RTI Event Test
Track: New Jersey Motorsports Park
Report: Section Data Report
Session: Indy Pro 2000 Test Session 1

2.14 mile(s)



Indy Pro 2000 Championship
August 27, 2021

Section Data for Car 51 - Abel, Jacob

Lap	T/S I3 to SF	SF to I1	I1 to I2	I2 to I3	Lap	
1	T	13.2099	21.1681	17.5141	24.7043	76.5964
	S	118.403	103.329	100.750	88.593	100.579
2	T	13.2068	20.8498	17.5959	24.7824	76.4349
	S	118.431	104.906	100.282	88.314	100.792
3	T	13.2203	20.5430	17.4911	24.9799	76.2343
	S	118.310	106.473	100.882	87.616	101.057
4	T			17.8453	25.6950	496.1644
	S			98.880	85.178	15.527
5	T	13.2562	20.8171	17.6760	26.0742	77.8235
	S	117.989	105.071	99.827	83.939	98.993
6	T	13.3528	20.7346	17.7449	25.2045	77.0368
	S	117.136	105.489	99.440	86.835	100.004
7	T			18.0669	25.6026	1167.7581
	S			97.667	85.485	6.597
8	T	13.3321	20.5386	17.7410	24.9863	76.5980
	S	117.318	106.496	99.461	87.593	100.577
9	T	13.2618	20.7858	17.6185	25.0873	76.7534
	S	117.940	105.229	100.153	87.241	100.373
10	T	13.2801	20.6057	17.7373	25.0335	76.6566
	S	117.777	106.149	99.482	87.428	100.500
11	T	13.2680	20.5794	17.7236	25.1340	76.7050
	S	117.884	106.285	99.559	87.079	100.437
12	T	13.2812	20.5917	17.8464	25.0633	76.7826
	S	117.767	106.221	98.874	87.324	100.335
13	T	13.3041	27.1301	20.4123	27.0927	87.9392
	S	117.565	80.622	86.445	80.783	87.606

Event: NJMP RTI Event Test
Track: New Jersey Motorsports Park
Report: Section Data Report
Session: Indy Pro 2000 Test Session 1

2.14 mile(s)



Indy Pro 2000 Championship
August 27, 2021

Section Data for Car 55 - Gold, Reece (R)

Lap	T/S I3 to SF	SF to I1	I1 to I2	I2 to I3	Lap	
1	T		19.8125	26.4212	129.4020	
	S		89.062	82.836	59.535	
2	T	13.2178	21.0160	17.9603	24.9287	77.1228
	S	118.332	104.077	98.247	87.796	99.893
3	T	13.1631	20.5516	17.5058	24.9481	76.1686
	S	118.824	106.428	100.798	87.728	101.144
4	T	13.2307	20.5102	17.3742	24.8283	75.9434
	S	118.217	106.643	101.561	88.151	101.444
5	T	13.1988	20.4757	17.4205	24.9148	76.0098
	S	118.503	106.823	101.291	87.845	101.355
6	T		18.3982	26.6676	748.5524	
	S		95.909	82.071	10.292	
7	T	13.3997	20.6149	17.6845	25.1480	76.8471
	S	116.726	106.102	99.779	87.030	100.251
8	T	13.2408	20.5392	17.4622	24.8841	76.1263
	S	118.127	106.493	101.049	87.953	101.200
9	T	13.2871	20.3827	17.4243	25.1831	76.2772
	S	117.715	107.310	101.269	86.909	101.000
10	T	13.2293	20.4266	17.4833	25.1095	76.2487
	S	118.229	107.080	100.927	87.164	101.038
11	T	13.2701	20.6518	17.4495	25.8032	77.1746
	S	117.866	105.912	101.123	84.820	99.826
12	T		19.1741	26.4708	592.8761	
	S		92.028	82.681	12.994	
13	T	13.2999	20.5466	17.5729	25.4132	76.8326
	S	117.602	106.454	100.413	86.122	100.270
14	T	13.2783	20.6011	17.5719	25.3312	76.7825
	S	117.793	106.173	100.419	86.401	100.335
15	T	13.2172	20.6453	17.7278	25.4063	76.9966
	S	118.338	105.945	99.536	86.145	100.056
16	T	13.2826	20.5247	17.5658	25.2373	76.6104
	S	117.755	106.568	100.453	86.722	100.561
17	T	13.2863	20.5616	17.5145	25.4839	76.8463
	S	117.722	106.377	100.748	85.883	100.252

Event: NJMP RTI Event Test
Track: New Jersey Motorsports Park
Report: Section Data Report
Session: Indy Pro 2000 Test Session 1

2.14 mile(s)



Indy Pro 2000 Championship
August 27, 2021

Section Data for Car 91 - Eves, Braden

Lap	T/S I3 to SF	SF to I1	I1 to I2	I2 to I3	Lap	
1	T		18.7879	25.7808	259.1488	
	S		93.919	84.894	29.728	
2	T	13.2586	21.1657	17.6664	25.1380	77.2287
	S	117.968	103.340	99.881	87.065	99.756
3	T	13.2905	20.6301	17.7885	25.3393	77.0484
	S	117.685	106.023	99.196	86.373	99.989
4	T	13.2955	21.3473	18.2145	26.9215	79.7788
	S	117.641	102.461	96.876	81.297	96.567
5	T		18.5057	25.6380	762.0524	
	S		95.351	85.367	10.110	
6	T		17.9461	25.6772	217.8591	
	S		98.325	85.237	35.362	
7	T	13.3390	21.0859	17.7345	27.0348	79.1942
	S	117.257	103.732	99.498	80.956	97.280
8	T	13.8784	20.9880	17.9804	25.3803	78.2271
	S	112.700	104.215	98.137	86.234	98.482
9	T	13.2668	20.7822	17.8551	25.9029	77.8070
	S	117.895	105.247	98.826	84.494	99.014
10	T	13.3420	20.8706	17.6463	25.8713	77.7302
	S	117.231	104.802	99.995	84.597	99.112
11	T	13.3692	20.7730	17.8876	25.4964	77.5262
	S	116.992	105.294	98.646	85.841	99.373
12	T	13.3556	20.7916	17.7235	25.4747	77.3454
	S	117.111	105.200	99.560	85.914	99.605
13	T	13.3417	20.6724	17.7432	25.4732	77.2305
	S	117.233	105.806	99.449	85.919	99.753
14	T		17.9859	25.5014	525.5470	
	S		98.107	85.824	14.659	
15	T	13.3284	20.6957	17.7837	25.4759	77.2837
	S	117.350	105.687	99.223	85.910	99.685
16	T	13.3279	20.6157	17.6598	25.3847	76.9881
	S	117.355	106.097	99.919	86.219	100.067
17	T	13.3060	20.5773	17.8159	25.4674	77.1666
	S	117.548	106.295	99.043	85.939	99.836
18	T	13.3173	20.5706	17.7434	25.4068	77.0381
	S	117.448	106.330	99.448	86.144	100.002
19	T	13.3338	20.7638	17.7129	25.5287	77.3392
	S	117.303	105.341	99.619	85.732	99.613

Event: NJMP RTI Event Test
Track: New Jersey Motorsports Park
Report: Section Data Report
Session: Indy Pro 2000 Test Session 1

2.14 mile(s)



Indy Pro 2000 Championship
August 27, 2021

Section Data for Car 91 - Eves, Braden

Lap	T/S	I3 to SF	SF to I1	I1 to I2	I2 to I3	Lap
20	T	13.3444	20.5906	17.7833	25.4804	77.1987
	S	117.210	106.227	99.225	85.895	99.794

Event: NJMP RTI Event Test
Track: New Jersey Motorsports Park
Report: Section Data Report
Session: Indy Pro 2000 Test Session 1

2.14 mile(s)








Indy Pro 2000 Championship
August 27, 2021

Section Data for Car

Report Support Information

Section Legend	
Name	Length
I3 to SF	0.434470 miles
SF to I1	0.607576 miles
I1 to I2	0.490152 miles
I2 to I3	0.607955 miles
Lap	2.140000 miles
SFP to I1	0.607576 miles
I3 to SFP	0.434470 miles

Color Legend	
	Fastest Lap
	Section Under Caution
	Section Under Green
	Section Time Data
	Section Speed Data

