

Event: Cooper Tires Indy Pro 2000 Indy GP

Rounds 8/9/10

Track: Indianapolis Motor Speedway RC

2.439 mile(s)



Report: Section Data Report

Indy Pro 2000 Championship

Session: Practice 1

September 3, 2020

Section Data for Car 1 - Eves, Braden (R)

Lap	T/S	I6 to I8	I8 to SF	SF to I2	I2 to I4	I4 to I6	Lap
1	T				21.5186	18.9945	356.8040
	S				114.098	94.764	24.608
2	T	12.6755	12.8145	15.9563	21.1378	19.0647	81.6488
	S	98.759	113.011	114.389	116.153	94.415	107.539
3	T	12.7510	12.7993	15.7998	21.1555	18.8978	81.4034
	S	98.174	113.145	115.522	116.056	95.249	107.863
4	T	12.6755	12.8692	15.8191	21.2303	18.9291	81.5232
	S	98.759	112.531	115.381	115.647	95.092	107.704
5	T	12.6533	12.8286	15.7258	21.1822	19.0728	81.4627
	S	98.932	112.887	116.066	115.910	94.375	107.784
6	T				21.1253	18.8579	279.5139
	S				116.222	95.451	31.413
7	T	12.6344	12.7669	15.8723	21.0999	19.0367	81.4102
	S	99.080	113.433	114.995	116.362	94.554	107.854
8	T	12.7152	12.7728	15.7471	21.0764	18.9684	81.2799
	S	98.451	113.380	115.909	116.492	94.895	108.027
9	T	12.6893	12.7347	15.6979	21.1026	19.0172	81.2417
	S	98.651	113.719	116.272	116.347	94.651	108.078
10	T	12.6772	12.7423	15.7182	21.1952	18.9413	81.2742
	S	98.746	113.652	116.122	115.839	95.030	108.034
11	T	12.6227	12.7441	15.8326	21.0883	18.8757	81.1634
	S	99.172	113.635	115.283	116.426	95.361	108.182
12	T				21.0722	19.1778	306.6503
	S				116.515	93.859	28.633
13	T	12.7300	12.7627	15.8811	21.0770	19.0155	81.4663
	S	98.336	113.470	114.931	116.488	94.660	107.780

Event: Cooper Tires Indy Pro 2000 Indy GP**Rounds 8/9/10****Track:** Indianapolis Motor Speedway RC**2.439 mile(s)****Report:** Section Data Report**Indy Pro 2000 Championship****Session:** Practice 1**September 3, 2020****Section Data for Car 17 - DeFrancesco, Devlin (R)**

Lap	T/S	I6 to I8	I8 to SF	SF to I2	I2 to I4	I4 to I6	Lap
1	T	14.0217	12.9894	16.3253	21.2543	19.6600	84.2507
	S	89.277	111.490	111.804	115.517	91.556	104.218
2	T	13.0285	12.8255	16.0914	21.2470	20.0042	83.1966
	S	96.083	112.914	113.429	115.556	89.981	105.538
3	T	13.5755	12.8347	15.8167	21.2256	19.4249	82.8774
	S	92.212	112.833	115.399	115.673	92.665	105.944
4	T	13.0242	12.6455	15.7018	21.1217	19.2333	81.7265
	S	96.115	114.522	116.243	116.242	93.588	107.436
5	T	12.8798	12.7245	15.6889	21.0703	19.0485	81.4120
	S	97.192	113.811	116.339	116.526	94.496	107.851
6	T	12.7839	12.7115	15.6858	21.0898	19.0195	81.2905
	S	97.921	113.927	116.362	116.418	94.640	108.013
7	T	12.9682	12.6768	15.6400	21.4312	19.5890	82.3052
	S	96.530	114.239	116.703	114.563	91.888	106.681
8	T	14.0610	13.2394	15.9109	21.2057	19.1790	83.5960
	S	89.028	109.384	114.716	115.781	93.853	105.034
9	T				21.6592	19.3324	389.2586
	S				113.357	93.108	22.557
10	T	13.0630	12.6893	15.8014	21.1804	18.9730	81.7071
	S	95.829	114.126	115.510	115.920	94.872	107.462
11	T	12.7897	12.6707	15.6119	21.1436	18.8362	81.0521
	S	97.877	114.294	116.913	116.122	95.561	108.330
12	T	12.7124	12.6182	15.7920	29.8285	20.9214	91.8725
	S	98.472	114.769	115.579	82.311	86.036	95.572
13	T	12.6849	12.8562	15.6446	21.4670	18.8413	81.4940
	S	98.686	112.645	116.668	114.372	95.535	107.743
14	T	12.7105	12.6413	15.6783	21.2071	18.9267	81.1639
	S	98.487	114.560	116.417	115.774	95.104	108.181
15	T	12.8025	12.6160	15.7358	21.0707	18.7801	81.0051
	S	97.779	114.789	115.992	116.523	95.846	108.393
16	T	12.8048	12.6690			19.1846	96.8226
	S	97.762	114.309			93.825	90.685
17	T	12.9103	12.6901	15.6859	21.0794	18.8896	81.2553
	S	96.963	114.119	116.361	116.475	95.291	108.059

Event: Cooper Tires Indy Pro 2000 Indy GP**Rounds 8/9/10****Track:** Indianapolis Motor Speedway RC**2.439 mile(s)****Report:** Section Data Report**Indy Pro 2000 Championship****Session:** Practice 1**September 3, 2020****Section Data for Car 18 - McElrea, Hunter (R)**

Lap	T/S I6 to I8	I8 to SF	SF to I2	I2 to I4	I4 to I6	Lap	
1	T	13.5563	12.8932	16.4055	21.5319	23.8253	88.2122
	S	92.342	112.321	111.257	114.027	75.550	99.537
2	T	13.3872	12.7833	15.8766	21.5275	19.0082	82.5828
	S	93.509	113.287	114.963	114.051	94.696	106.322
3	T	12.9228	12.7217	15.7446	21.2921	18.9409	81.6221
	S	96.869	113.836	115.927	115.312	95.032	107.574
4	T	12.7451	12.7176	15.6044	21.1552	18.7733	80.9956
	S	98.220	113.872	116.969	116.058	95.881	108.406
5	T	12.7886	12.6926	16.1762	27.5990	19.8678	89.1242
	S	97.885	114.097	112.834	88.961	90.599	98.519
6	T	12.7042	12.7148			19.1317	84.5667
	S	98.536	113.897			94.085	103.828
7	T	12.8278	12.7098			19.0810	86.1950
	S	97.586	113.942			94.335	101.867
8	T	12.7749	12.7702	15.6719	21.3118	18.9116	81.4404
	S	97.990	113.403	116.465	115.205	95.180	107.814
9	T	12.7359	12.7635	15.7137	21.3695	18.8616	81.4442
	S	98.291	113.463	116.155	114.894	95.432	107.809
10	T	12.7616	12.7395	15.6941	21.1937	18.8601	81.2490
	S	98.093	113.677	116.300	115.847	95.440	108.068
11	T				22.5242	20.9614	207.9249
	S				109.004	85.872	42.229
12	T	12.7053	12.6999	15.7096	21.2426	18.8418	81.1992
	S	98.527	114.031	116.185	115.580	95.532	108.134
13	T	12.7386	12.6210	15.6102	21.1450	18.9658	81.0806
	S	98.270	114.744	116.925	116.114	94.908	108.292
14	T	12.7078	12.7136	15.6359	21.2765	19.0038	81.3376
	S	98.508	113.908	116.733	115.396	94.718	107.950
15	T				21.1816	18.9893	216.5297
	S				115.913	94.790	40.551
16	T	12.6273	12.7267	15.7055	21.2045	18.8740	81.1380
	S	99.136	113.791	116.216	115.788	95.369	108.216
17	T	12.6730	12.6696	15.6748	21.1746	18.8205	81.0125
	S	98.778	114.304	116.443	115.952	95.640	108.383
18	T	19.3665	13.3200	16.7170	25.6055	23.0855	98.0945
	S	64.638	108.722	109.184	95.887	77.971	89.510

Event: Cooper Tires Indy Pro 2000 Indy GP

Rounds 8/9/10

Track: Indianapolis Motor Speedway RC

2.439 mile(s)



Report: Section Data Report

Indy Pro 2000 Championship

Session: Practice 1

September 3, 2020

Section Data for Car 19 - Kaminsky, Colin (R)

Lap	T/S	I6 to I8	I8 to SF	SF to I2	I2 to I4	I4 to I6	Lap
1	T	13.4985	12.8434	16.2538	21.3405	19.3889	83.3251
	S	92.738	112.757	112.295	115.050	92.837	105.375
2	T	12.8449	12.6972	15.9650	21.1565	18.9190	81.5826
	S	97.456	114.055	114.327	116.051	95.142	107.626
3	T	12.8735	14.8306	23.4463	22.3124	20.9172	94.3800
	S	97.240	97.648	77.847	110.039	86.054	93.032
4	T	12.6573	12.7117	15.8116	21.1809	18.8148	81.1763
	S	98.901	113.925	115.436	115.917	95.669	108.165
5	T	12.6746	12.7884	15.6644	21.1197	18.9823	81.2294
	S	98.766	113.242	116.521	116.253	94.825	108.094
6	T	12.8261	12.6982	15.6297	21.2342	24.6232	87.0114
	S	97.599	114.046	116.779	115.626	73.102	100.911
7	T	12.7790	12.7435	15.6013	21.3345	18.8737	81.3320
	S	97.959	113.641	116.992	115.082	95.371	107.958
8	T				21.2329	19.0885	224.4541
	S				115.633	94.298	39.119
9	T	12.7439	12.7287	15.6690	21.3431	18.8935	81.3782
	S	98.229	113.773	116.487	115.036	95.271	107.896
10	T	13.0544	13.2188	15.6859	21.6864	34.0828	97.7283
	S	95.892	109.555	116.361	113.215	52.813	89.845
11	T	12.7034	12.7501	17.8006	30.9682	19.3694	93.5917
	S	98.542	113.582	102.537	79.282	92.930	93.816
12	T	12.5747	12.7876	15.7221	21.3514	18.9064	81.3422
	S	99.551	113.249	116.093	114.991	95.206	107.944
13	T	12.7178	12.7252	243.8650		18.8299	83.4381
	S	98.430	113.804	7.485		95.593	105.233
14	T				26.7450	19.4060	232.0209
	S				91.801	92.755	37.843
15	T	12.6893	12.6950	15.7127	22.2759	19.0278	82.4007
	S	98.651	114.075	116.163	110.219	94.598	106.557
16	T	12.7593	12.7260	15.6698	21.1875	19.0836	81.4262
	S	98.110	113.797	116.481	115.881	94.322	107.833
17	T	12.8050	12.6484	15.6672	21.2303	18.9899	81.3408
	S	97.760	114.495	116.500	115.647	94.787	107.946

Event: Cooper Tires Indy Pro 2000 Indy GP

Rounds 8/9/10

Track: Indianapolis Motor Speedway RC

2.439 mile(s)

Report: Section Data Report

Indy Pro 2000 Championship

Session: Practice 1

September 3, 2020



Section Data for Car 2 - Robb, Sting Ray

Lap	T/S	I6 to I8	I8 to SF	SF to I2	I2 to I4	I4 to I6	Lap
1	T	13.2972	12.8567	15.8981	21.2110	19.1402	82.4032
	S	94.141	112.640	114.808	115.753	94.043	106.554
2	T	13.1152	12.7763	15.7131	21.1458	19.0107	81.7611
	S	95.448	113.349	116.160	116.109	94.684	107.391
3	T	12.9702	12.6903	15.7792	21.4981	19.0812	82.0190
	S	96.515	114.117	115.673	114.207	94.334	107.053
4	T	12.9205	12.7093	15.5916	21.5724	19.3760	82.1698
	S	96.886	113.947	117.065	113.813	92.898	106.857
5	T	13.0119	12.6947	15.6079	21.1366	19.0442	81.4953
	S	96.206	114.078	116.943	116.160	94.517	107.741
6	T	12.8787	12.7812	15.6767	21.1232	19.0183	81.4781
	S	97.201	113.306	116.429	116.234	94.646	107.764
7	T				21.3733	18.8624	340.6407
	S				114.874	95.428	25.776
8	T	12.7139	12.8281	15.5949	21.1763	18.7007	81.0139
	S	98.461	112.891	117.040	115.942	96.253	108.381
9	T	12.7570	12.8530	15.6500	21.2972	18.8740	81.4312
	S	98.128	112.673	116.628	115.284	95.369	107.826
10	T	12.7737	12.7257	15.8580	21.2712	18.8615	81.4901
	S	98.000	113.800	115.098	115.425	95.432	107.748
11	T	12.8597	12.7757	15.6051	21.0459	18.8874	81.1738
	S	97.344	113.354	116.964	116.661	95.302	108.168
12	T	13.0956	13.0821	15.5724	21.0794	18.9698	81.7993
	S	95.591	110.699	117.209	116.475	94.888	107.341
13	T				20.9897	19.3102	257.8261
	S				116.973	93.215	34.056
14	T	13.2613	12.6943	15.6714	21.1046	18.9137	81.6453
	S	94.396	114.081	116.469	116.336	95.169	107.543
15	T	12.7686	12.7369	15.6491	21.1862	18.9891	81.3299
	S	98.039	113.700	116.635	115.888	94.791	107.960
16	T	12.7852	12.8157	15.6007	21.0805	18.9009	81.1830
	S	97.912	113.001	116.996	116.469	95.234	108.156

Event: Cooper Tires Indy Pro 2000 Indy GP

Rounds 8/9/10

Track: Indianapolis Motor Speedway RC

2.439 mile(s)



Report: Section Data Report

Indy Pro 2000 Championship

Session: Practice 1

September 3, 2020

Section Data for Car 3 - Comeau, Antoine

Lap	T/S	I6 to I8	I8 to SF	SF to I2	I2 to I4	I4 to I6	Lap
1	T	13.8529	13.7391	16.6163	22.2586	20.0394	86.5063
	S	90.365	105.406	109.846	110.305	89.823	101.500
2	T	13.3239	12.8647	16.4421	21.5952	19.5880	83.8139
	S	93.953	112.570	111.009	113.693	91.893	104.761
3	T	13.0501	12.9544	15.9866			83.0188
	S	95.924	111.791	114.172			105.764
4	T	13.1060	12.9356	16.0123	21.4280	19.3771	82.8590
	S	95.515	111.953	113.989	114.580	92.893	105.968
5	T	12.9252	12.9090	17.5290	22.8312	19.7679	85.9623
	S	96.851	112.184	104.126	107.538	91.057	102.142
6	T	13.2041	12.9250	15.7904			83.0240
	S	94.805	112.045	115.591			105.757
7	T	13.0881	12.9568	15.9647	21.3861	19.5816	82.9773
	S	95.646	111.770	114.329	114.805	91.923	105.817
8	T	13.1088	12.9121	15.9526	21.3687	19.5211	82.8633
	S	95.494	112.157	114.416	114.898	92.208	105.962
9	T	12.9915	12.9511	15.7675	21.4178	19.6658	82.7937
	S	96.357	111.819	115.759	114.635	91.529	106.052
10	T	12.8625	12.9390	16.3793			84.0272
	S	97.323	111.924	111.435			104.495
11	T				26.2191	19.7625	247.6055
	S				93.643	91.082	35.461
12	T	12.9025	12.8447	15.6655	22.0072	19.3384	82.7583
	S	97.021	112.745	116.513	111.565	93.079	106.097
13	T	12.8722	12.8544	15.7135			82.3344
	S	97.250	112.660	116.157			106.643
14	T	12.9335	12.9031	16.3888	21.4618	19.7591	83.4463
	S	96.789	112.235	111.370	114.400	91.097	105.222
15	T	12.9206	13.1380	16.0717	21.9037	19.6885	83.7225
	S	96.885	110.228	113.568	112.092	91.424	104.875
16	T	12.8797	12.9357	16.1546	21.7596	19.5114	83.2410
	S	97.193	111.952	112.985	112.834	92.254	105.482
17	T	12.9864	13.0112	16.7367	21.9362	19.9411	84.6116
	S	96.395	111.303	109.055	111.926	90.266	103.773
18	T	12.9345	12.8830	15.9845	21.4255	19.5253	82.7528
	S	96.781	112.410	114.187	114.594	92.188	106.104
19	T	12.9231	12.8683	15.9424	21.4710	19.4018	82.6066
	S	96.867	112.539	114.489	114.351	92.775	106.292

Event: Cooper Tires Indy Pro 2000 Indy GP

Rounds 8/9/10

Track: Indianapolis Motor Speedway RC

2.439 mile(s)

Report: Section Data Report

Indy Pro 2000 Championship

Session: Practice 1

September 3, 2020



Section Data for Car 36 - Loomis, Jacob (R)

Lap	T/S	I6 to I8	I8 to SF	SF to I2	I2 to I4	I4 to I6	Lap
1	T	13.8815	13.0688	16.5598	21.5404	20.3010	85.3515
	S	90.179	110.812	110.220	113.982	88.666	102.873
2	T	15.5170	13.3891	20.7623	27.1861	23.5374	100.3919
	S	80.674	108.161	87.911	90.312	76.474	87.461
3	T	14.1930	12.9737	16.2394	21.3159	19.1972	83.9192
	S	88.200	111.624	112.395	115.183	93.764	104.629
4	T	13.1157	12.7249	15.9028	21.2250	19.4936	82.4620
	S	95.444	113.807	114.774	115.676	92.338	106.478
5	T	12.9743	12.8921	15.8537	21.2032	19.0429	81.9662
	S	96.484	112.331	115.129	115.795	94.523	107.122
6	T	12.9275	12.7376	15.7262	21.1756	19.0053	81.5722
	S	96.834	113.693	116.063	115.946	94.710	107.640
7	T	12.7022	12.9050	15.7640	21.2743	18.9647	81.6102
	S	98.551	112.219	115.785	115.408	94.913	107.589
8	T	12.9071	12.7927	15.7783	21.3321	19.0333	81.8435
	S	96.987	113.204	115.680	115.095	94.571	107.283
9	T				29.0774	21.7497	309.6377
	S				84.438	82.760	28.357
10	T	13.4392	12.9262	15.9977	22.8097	19.0000	84.1728
	S	93.147	112.035	114.093	107.640	94.737	104.314
11	T	12.8987	12.8125	15.6850	21.1144	19.0760	81.5866
	S	97.050	113.029	116.368	116.282	94.359	107.621
12	T	12.8090	12.7456	15.6942	21.5609	18.9152	81.7249
	S	97.730	113.622	116.299	113.874	95.162	107.438
13	T	12.9310	12.7931	15.7858	21.3074	19.5204	82.3377
	S	96.808	113.200	115.625	115.229	92.211	106.639
14	T	12.8178	13.1430	23.6437	32.0793	23.4501	105.1339
	S	97.662	110.187	77.197	76.536	76.759	83.516
15	T	13.0014	12.7592	15.8928	21.2332	19.0029	81.8895
	S	96.283	113.501	114.846	115.632	94.722	107.223
16	T	12.7465	12.7522	15.7214	21.2866	18.9723	81.4790
	S	98.209	113.563	116.098	115.341	94.875	107.763
17	T	12.7061	12.7405	15.6754	21.2258	18.9781	81.3259
	S	98.521	113.668	116.439	115.672	94.846	107.966
18	T	12.7065	12.8336	15.7119	21.3560	18.8806	81.4886
	S	98.518	112.843	116.168	114.967	95.336	107.750

Event: Cooper Tires Indy Pro 2000 Indy GP

Rounds 8/9/10

Track: Indianapolis Motor Speedway RC

2.439 mile(s)

Report: Section Data Report

Indy Pro 2000 Championship

Session: Practice 1

September 3, 2020



Section Data for Car 42 - Petrov, Artem

Lap	T/S	I6 to I8	I8 to SF	SF to I2	I2 to I4	I4 to I6	Lap
1	T	13.2274	12.9440	16.0067	21.6447	19.4750	83.2978
	S	94.638	111.881	114.029	113.433	92.426	105.410
2	T	12.6743	12.8766	15.7101	21.2010	19.0206	81.4826
	S	98.768	112.466	116.182	115.807	94.634	107.758
3	T	12.6989	12.9129	15.9583	21.1847	19.0143	81.7691
	S	98.577	112.150	114.375	115.896	94.666	107.380
4	T	12.7439	12.8045	17.0766	21.3906	19.0230	83.0386
	S	98.229	113.099	106.885	114.781	94.622	105.739
5	T	12.8244	12.8728	15.8082	21.3265	19.0041	81.8360
	S	97.612	112.499	115.461	115.126	94.716	107.293
6	T	12.6906	12.9530	15.8238	21.1684	19.1426	81.7784
	S	98.641	111.803	115.347	115.985	94.031	107.368
7	T				21.4740	19.0766	303.6267
	S				114.335	94.356	28.918
8	T	12.5532	12.9381	15.8857	21.1835	18.8120	81.3725
	S	99.721	111.932	114.898	115.903	95.684	107.904
9	T	12.5468	13.0769	15.9300	21.1787	18.9110	81.6434
	S	99.772	110.744	114.578	115.929	95.183	107.546
10	T	12.7054	12.9812	15.7909	21.1677	19.0891	81.7343
	S	98.526	111.560	115.587	115.989	94.295	107.426
11	T	12.5962	13.0097	15.7532	21.1336	18.8084	81.3011
	S	99.381	111.316	115.864	116.176	95.702	107.999
12	T	12.7718	12.9356	15.7835	21.0996	18.9225	81.5130
	S	98.014	111.953	115.641	116.364	95.125	107.718
13	T	12.6786	12.8494			19.0523	84.5325
	S	98.735	112.704			94.477	103.870
14	T	12.7374	12.7704	15.7311	21.2654	18.8686	81.3729
	S	98.279	113.401	116.027	115.456	95.397	107.903
15	T	12.6652	12.8507	16.0518	22.7104	26.2286	90.5067
	S	98.839	112.693	113.709	108.110	68.627	97.014
16	T	12.6358	12.8866	15.6662	21.1998	18.8732	81.2616
	S	99.069	112.379	116.507	115.814	95.373	108.051
17	T	12.7100	12.8625	15.8941	21.2423	18.8676	81.5765
	S	98.491	112.589	114.837	115.582	95.402	107.634
18	T	12.6399	12.9068	15.7601	21.1738	19.0590	81.5396
	S	99.037	112.203	115.813	115.956	94.444	107.683
19	T	12.7128	12.9062	15.8685	21.2319	19.0258	81.7452
	S	98.469	112.208	115.022	115.639	94.608	107.412

Event: Cooper Tires Indy Pro 2000 Indy GP

Rounds 8/9/10

Track: Indianapolis Motor Speedway RC

2.439 mile(s)



Report: Section Data Report

Indy Pro 2000 Championship

Session: Practice 1

September 3, 2020

Section Data for Car 57 - Kaminsky, Bob

Lap	T/S I6 to I8	I8 to SF	SF to I2	I2 to I4	I4 to I6	Lap	
1	T	14.5061	13.5763	16.9223	22.3739	60.0475	127.4261
	S	86.296	106.670	107.859	109.736	29.976	68.906
2	T	15.2553	13.8035	16.7520	21.8824	20.4229	88.1161
	S	82.058	104.914	108.956	112.201	88.136	99.646
3	T	13.6669	13.2261	16.7424	22.6806	19.8434	86.1594
	S	91.595	109.494	109.018	108.252	90.710	101.909
4	T	13.5564	12.9892	16.6088	21.8565	20.4139	85.4248
	S	92.341	111.491	109.895	112.334	88.175	102.785
5	T	13.5743	13.0900	16.2339	21.8492	19.7137	84.4611
	S	92.220	110.633	112.433	112.371	91.307	103.958
6	T	13.3930	13.2249	16.2849	21.8345	19.8226	84.5599
	S	93.468	109.504	112.081	112.447	90.805	103.836
7	T	14.8828	13.2163	16.2771	21.8208	20.7710	86.9680
	S	84.112	109.575	112.135	112.518	86.659	100.961
8	T	15.6410	14.5654	17.4908	23.4491	21.4920	92.6383
	S	80.034	99.426	104.354	104.705	83.752	94.782
9	T	13.4603	13.0894	16.9769	22.1100	23.4051	89.0417
	S	93.001	110.638	107.512	111.046	76.906	98.610
10	T	13.7654	13.2314	16.4658	22.0153	20.8864	86.3643
	S	90.939	109.450	110.850	111.524	86.180	101.667
11	T				23.4078	20.4651	217.5142
	S				104.889	87.955	40.367
12	T	14.1081	13.1455	16.2845	21.6218	22.0501	87.2100
	S	88.730	110.166	112.084	113.553	81.632	100.681
13	T	13.4431	12.9768	16.0811	21.6976	20.6721	84.8707
	S	93.120	111.598	113.501	113.157	87.074	103.456
14	T	13.0855	13.0478	16.2031	21.8384	19.8301	84.0049
	S	95.665	110.990	112.647	112.427	90.771	104.522
15	T	13.1585	12.8746	16.2155	21.8681	19.9542	84.0709
	S	95.134	112.484	112.561	112.274	90.207	104.440
16	T	13.9569	12.9541	16.3268	23.0965	20.0470	86.3813
	S	89.692	111.793	111.793	106.303	89.789	101.647
17	T	13.4204	13.4485	16.3095	21.8514	19.8334	84.8632
	S	93.277	107.684	111.912	112.360	90.756	103.465
18	T	13.2699	12.9529	15.9632	21.7501	19.7059	83.6420
	S	94.335	111.804	114.340	112.883	91.343	104.976

Event: Cooper Tires Indy Pro 2000 Indy GP

Rounds 8/9/10

Track: Indianapolis Motor Speedway RC

2.439 mile(s)



Report: Section Data Report

Indy Pro 2000 Championship

Session: Practice 1

September 3, 2020

Section Data for Car 6 - de la Vara, Moises

Lap	T/S	I6 to I8	I8 to SF	SF to I2	I2 to I4	I4 to I6	Lap
1	T	14.2017	13.2753	17.7601	22.4250	19.8618	87.5239
	S	88.146	109.088	102.771	109.486	90.626	100.320
2	T	13.0196	13.4306	16.2399	21.8834	19.3215	83.8950
	S	96.149	107.827	112.392	112.196	93.160	104.659
3	T	13.0806	12.9120	15.7397	21.3283	27.8640	90.9246
	S	95.700	112.158	115.963	115.116	64.599	96.568
4	T	12.8782	12.8571	15.8470	21.3005	19.1059	81.9887
	S	97.204	112.637	115.178	115.266	94.212	107.093
5	T	12.8294	12.9860	15.7278	21.4352	19.2152	82.1936
	S	97.574	111.519	116.051	114.542	93.676	106.826
6	T	12.8704	12.8352	15.7369	21.7745	19.3635	82.5805
	S	97.263	112.829	115.984	112.757	92.958	106.325
7	T	12.9010	12.9612	15.6926	24.3785	19.8307	85.7640
	S	97.033	111.732	116.311	100.713	90.768	102.379
8	T				21.6849	19.3397	412.1249
	S				113.223	93.073	21.305
9	T	12.8846	12.9984	15.8522	21.2853	18.9961	82.0166
	S	97.156	111.412	115.140	115.348	94.756	107.056
10	T	12.8851	12.9728	15.7724	21.3385	19.2497	82.2185
	S	97.152	111.632	115.723	115.061	93.508	106.793
11	T	12.8498	12.9030	16.0258	21.3983	19.0753	82.2522
	S	97.419	112.236	113.893	114.739	94.363	106.750
12	T	12.7864	12.9077	16.3546	21.4318	19.4343	82.9148
	S	97.902	112.195	111.603	114.560	92.620	105.897
13	T				21.6421	19.9307	277.9614
	S				113.447	90.313	31.589
14	T	13.0844	12.9126	15.8486	21.3703	19.1844	82.4003
	S	95.673	112.153	115.166	114.890	93.826	106.558
15	T	12.8390	13.0319	15.8181	21.3898	19.2250	82.3038
	S	97.501	111.126	115.389	114.785	93.628	106.683

Event: Cooper Tires Indy Pro 2000 Indy GP

Rounds 8/9/10

Track: Indianapolis Motor Speedway RC

2.439 mile(s)



Report: Section Data Report

Indy Pro 2000 Championship

Session: Practice 1

September 3, 2020

Section Data for Car 68 - Frost, Danial

Lap	T/S	I6 to I8	I8 to SF	SF to I2	I2 to I4	I4 to I6	Lap
1	T	13.4440	12.8887	15.7580	21.2846	19.3954	82.7707
	S	93.114	112.361	115.829	115.352	92.806	106.081
2	T	13.0171	12.7760	15.6391	21.0403	19.7608	82.2333
	S	96.167	113.352	116.709	116.692	91.089	106.774
3	T	13.0371	12.7657	15.6761	21.2234	19.0902	81.7925
	S	96.020	113.443	116.434	115.685	94.289	107.350
4	T	12.9377	12.7723	15.6280	21.1224	19.0704	81.5308
	S	96.757	113.385	116.792	116.238	94.387	107.694
5	T	12.8446	12.8785	16.6825	21.3537	20.2185	83.9778
	S	97.459	112.450	109.410	114.979	89.027	104.556
6	T	13.5880	12.8956			20.4236	88.7138
	S	92.127	112.300			88.133	98.974
7	T	12.9967	12.8361	15.7024	21.2793	19.1176	81.9321
	S	96.318	112.821	116.239	115.381	94.154	107.167
8	T	13.0841	12.7932	15.7353	21.3618	19.0412	82.0156
	S	95.675	113.199	115.996	114.935	94.532	107.058
9	T				21.8644	19.3751	407.2075
	S				112.293	92.903	21.562
10	T	13.0072	12.8296	15.5993	21.0741	19.0915	81.6017
	S	96.240	112.878	117.007	116.504	94.283	107.601
11	T	12.7865	12.7742			19.7348	85.4330
	S	97.902	113.368			91.209	102.775
12	T	12.9138	12.7852	15.6479	21.3055	19.1147	81.7671
	S	96.936	113.270	116.644	115.239	94.168	107.383
13	T	12.8189	12.8899	15.6028	21.2332	18.9395	81.4843
	S	97.654	112.350	116.981	115.632	95.039	107.756
14	T	12.9397	12.7352	15.5290	21.3234	19.0709	81.5982
	S	96.742	113.715	117.537	115.142	94.385	107.605
15	T	12.8309	12.8112	15.6924	21.1590	19.5424	82.0359
	S	97.563	113.040	116.313	116.037	92.107	107.031
16	T	12.9371	12.7431	15.5869	21.1017	19.2254	81.5942
	S	96.762	113.644	117.100	116.352	93.626	107.611
17	T	12.8363	12.8092	15.6132	21.3519	19.1367	81.7473
	S	97.522	113.058	116.903	114.989	94.060	107.409

Event: Cooper Tires Indy Pro 2000 Indy GP**Rounds 8/9/10****Track:** Indianapolis Motor Speedway RC**2.439 mile(s)****Report:** Section Data Report**Indy Pro 2000 Championship****Session:** Practice 1**September 3, 2020****Section Data for Car 69 - Aranda, Nate (R)**

Lap	T/S	I6 to I8	I8 to SF	SF to I2	I2 to I4	I4 to I6	Lap
1	T	13.8358	13.1456	16.4806	21.9526	19.6992	85.1138
	S	90.477	110.165	110.750	111.842	91.374	103.161
2	T	13.3474	13.1310	16.2391	21.7862	20.5175	85.0212
	S	93.787	110.287	112.397	112.696	87.730	103.273
3	T	14.2551	13.0827	16.2330	21.6307	20.0584	85.2599
	S	87.815	110.694	112.439	113.507	89.738	102.984
4	T	13.3420	12.9907	16.0795	21.4188	19.6891	83.5201
	S	93.825	111.478	113.513	114.630	91.421	105.129
5	T	13.2328	13.0356	16.1039	21.9419	19.4911	83.8053
	S	94.600	111.094	113.341	111.897	92.350	104.771
6	T	13.1400	13.0749	15.8927	22.1312	19.4692	83.7080
	S	95.268	110.760	114.847	110.940	92.454	104.893
7	T	13.1903	13.0932	16.4566	22.8119	19.8256	85.3776
	S	94.904	110.606	110.912	107.629	90.792	102.842
8	T	13.0419	12.9640	16.0436	21.5081	19.3716	82.9292
	S	95.984	111.708	113.767	114.154	92.920	105.878
9	T	13.0475	13.1251	15.9562	21.6780	19.8550	83.6618
	S	95.943	110.337	114.390	113.259	90.657	104.951
10	T				22.3496	22.0872	251.9762
	S				109.856	81.495	34.846
11	T	14.2283	13.1099	15.9991	22.2349	19.4330	85.0052
	S	87.981	110.465	114.083	110.422	92.626	103.293
12	T	13.0107	12.8310	15.8291	21.4998	19.6277	82.7983
	S	96.215	112.866	115.308	114.198	91.707	106.046
13	T	13.0786	12.9294	15.8611	21.5854	19.4140	82.8685
	S	95.715	112.007	115.076	113.745	92.717	105.956
14	T	13.0170	13.0184	15.8903	21.4091	19.7168	83.0516
	S	96.168	111.241	114.864	114.681	91.293	105.722
15	T	13.2558	12.8698	16.0721	21.5273	19.6068	83.3318
	S	94.436	112.526	113.565	114.052	91.805	105.367
16	T				22.0401	19.5405	230.1394
	S				111.398	92.116	38.153
17	T	12.9223	12.7107	15.7871	21.2851	19.2094	81.9146
	S	96.873	113.934	115.615	115.350	93.704	107.190

Event: Cooper Tires Indy Pro 2000 Indy GP

Rounds 8/9/10

Track: Indianapolis Motor Speedway RC

2.439 mile(s)



Report: Section Data Report

Indy Pro 2000 Championship

Session: Practice 1

September 3, 2020

Section Data for Car 8 - Sulaiman, Manuel (R)

Lap	T/S	I6 to I8	I8 to SF	SF to I2	I2 to I4	I4 to I6	Lap
1	T	14.1918	13.3091	17.3972	22.1214	19.9927	87.0122
	S	88.207	108.811	104.915	110.989	90.033	100.910
2	T	13.4820	12.9876	15.9308	22.0527	19.3279	83.7810
	S	92.851	111.505	114.572	111.335	93.130	104.802
3	T	12.6655	13.6865	15.8225	21.2294	19.1195	82.5234
	S	98.837	105.811	115.356	115.652	94.145	106.399
4	T	12.6517	12.9779	15.6499	21.3026	18.9933	81.5754
	S	98.945	111.588	116.629	115.255	94.770	107.635
5	T	12.7168	13.0319	15.6485	21.2270	18.8813	81.5055
	S	98.438	111.126	116.639	115.665	95.332	107.728
6	T	12.6488	13.0418	16.2592	21.2657	19.0008	82.2163
	S	98.967	111.042	112.258	115.455	94.733	106.796
7	T	12.8040	12.7567	16.2802	22.0504	19.0875	82.9788
	S	97.768	113.523	112.113	111.346	94.303	105.815
8	T				22.1157	18.9600	483.0945
	S				111.017	94.937	18.175
9	T	12.7522	12.6848	15.6697	21.1379	19.0741	81.3187
	S	98.165	114.167	116.481	116.153	94.369	107.975
10	T	12.8584	12.6831	15.7774	21.1392	19.0423	81.5004
	S	97.354	114.182	115.686	116.146	94.526	107.734
11	T	12.9064	12.7024	15.7614	21.1407	18.8592	81.3701
	S	96.992	114.009	115.804	116.137	95.444	107.907
12	T	12.7195	12.7851	15.6936	21.1019	18.9943	81.2944
	S	98.417	113.271	116.304	116.351	94.765	108.007
13	T	12.7960	12.7796	15.8835	21.1705	18.9008	81.5304
	S	97.829	113.320	114.913	115.974	95.234	107.695
14	T	12.7723	12.8278	15.8170	21.1920	18.9156	81.5247
	S	98.010	112.894	115.397	115.856	95.160	107.702
15	T	12.7350	12.7300	16.7070	21.5141	18.9860	82.6721
	S	98.297	113.761	109.249	114.122	94.807	106.208
16	T	13.9145	12.7383	15.7812	21.2055	19.1275	82.7670
	S	89.965	113.687	115.658	115.783	94.105	106.086

Event: Cooper Tires Indy Pro 2000 Indy GP

Rounds 8/9/10

Track: Indianapolis Motor Speedway RC

2.439 mile(s)



Report: Section Data Report

Indy Pro 2000 Championship

Session: Practice 1

September 3, 2020

Section Data for Car 9 - Thompson, Parker

Lap	T/S	I6 to I8	I8 to SF	SF to I2	I2 to I4	I4 to I6	Lap
1	T	13.5750	13.1015	16.7297	21.4701	19.5110	84.3873
	S	92.215	110.536	109.101	114.356	92.256	104.049
2	T	12.9480	12.8095	16.1799	21.4915	19.3449	82.7738
	S	96.680	113.055	112.808	114.242	93.048	106.077
3	T	12.7978	12.6706	15.7200	21.0726	19.1164	81.3774
	S	97.815	114.295	116.109	116.513	94.160	107.897
4	T	12.8758	12.6389	15.5979	20.9632	19.0517	81.1275
	S	97.223	114.581	117.018	117.121	94.480	108.230
5	T	12.6937	12.6617	15.6122	21.0510	19.0547	81.0733
	S	98.617	114.375	116.910	116.632	94.465	108.302
6	T	13.1023	13.8874	16.6830	22.1849	19.0893	84.9469
	S	95.542	104.280	109.406	110.671	94.294	103.363
7	T	12.6687	12.7729	15.5666	21.1400	18.9140	81.0622
	S	98.812	113.379	117.253	116.141	95.168	108.317
8	T	12.6294	12.8776	15.8114	21.3988	19.5984	82.3156
	S	99.119	112.457	115.437	114.737	91.844	106.668
9	T				21.2910	18.9699	426.5821
	S				115.318	94.887	20.583
10	T	12.7299	12.7905	15.6634	21.0746	18.9249	81.1833
	S	98.337	113.223	116.528	116.502	95.113	108.155
11	T	12.7080	12.7100	15.7424	21.8163	19.1297	82.1064
	S	98.506	113.940	115.943	112.541	94.095	106.939
12	T	12.8351	12.6376	15.7516	21.1313	18.8740	81.2296
	S	97.531	114.593	115.876	116.189	95.369	108.094
13	T	12.7819	12.6949	15.7141	21.7729	21.0511	84.0149
	S	97.937	114.076	116.152	112.765	85.506	104.510
14	T	12.7061	12.7181	15.7499	21.1053	18.9468	81.2262
	S	98.521	113.868	115.888	116.332	95.003	108.098
15	T	12.8435	12.7460	16.4418	23.3354	21.5521	86.9188
	S	97.467	113.619	111.011	105.215	83.519	101.018
16	T	13.3186	12.7163	17.1027	21.5439	19.1679	83.8494
	S	93.990	113.884	106.722	113.964	93.907	104.716
17	T	12.9875	12.7466	16.4784	24.8339	19.3511	86.3975
	S	96.386	113.613	110.765	98.866	93.018	101.628

Event: Cooper Tires Indy Pro 2000 Indy GP
Track: Indianapolis Motor Speedway RC
Report: Section Data Report
Session: Practice 1

Rounds 8/9/10
2.439 mile(s)








Indy Pro 2000 Championship
September 3, 2020

Section Data for Car

Report Support Information

Section Legend	
Name	Length
I6 to I8	0.347727 miles
I8 to SF	0.402273 miles
SF to I2	0.507008 miles
I2 to I4	0.682008 miles
I4 to I6	0.500000 miles
Lap	2.439000 miles

Color Legend	
	Fastest Lap
	Section Under Caution
	Section Under Green
	Section Time Data
	Section Speed Data

