

Event: Cooper Tires Indy Pro 2000 GP at NJMP
Track: New Jersey Motorsports Park
Report: Section Data Report
Session: Practice 1

Round 13/14/15
 2.14 mile(s)
 Indy Pro 2000 Championship
 October 10, 2020



Section Data for Car 17 - DeFrancesco, Devlin (R)

Lap	T/SF to I1	I1 to I2	I2 to I3	I3 to SF	Lap	
1	T	20.6251	17.5129	25.1512	12.7072	75.9964
	S	106.049	100.757	87.019	123.087	101.373
2	T	20.0658	17.0782	24.4729	12.7202	74.3371
	S	109.005	103.322	89.431	122.961	103.636
3	T	19.8172	16.9762	24.4919	12.6712	73.9565
	S	110.372	103.942	89.362	123.437	104.169
4	T	19.7439	16.9984	24.3784	12.6578	73.7785
	S	110.782	103.807	89.778	123.567	104.421
5	T	19.6668	16.9403	24.3186	12.6419	73.5676
	S	111.217	104.163	89.998	123.723	104.720
6	T	19.8487	16.9530	24.6196	12.6404	74.0617
	S	110.197	104.085	88.898	123.737	104.021
7	T	19.7130	16.9535	24.4676	12.7343	73.8684
	S	110.956	104.081	89.450	122.825	104.294
8	T	19.6398	16.9576	24.5580	12.6590	73.8144
	S	111.369	104.056	89.121	123.556	104.370
9	T	19.6936	17.0198	24.5906	12.6405	73.9445
	S	111.065	103.676	89.003	123.736	104.186
10	T		24.0667	26.3038		304.9087
	S		73.319	83.206		25.267
11	T	19.8003	16.8965	24.8017	12.6971	74.1956
	S	110.467	104.433	88.245	123.185	103.834
12	T	19.7772	16.9677	24.5285	12.6719	73.9453
	S	110.596	103.994	89.228	123.430	104.185
13	T	19.7115	16.9983	24.7421	12.6481	74.1000
	S	110.964	103.807	88.458	123.662	103.968
14	T	19.6760	16.9944	24.6326	12.6467	73.9497
	S	111.165	103.831	88.851	123.676	104.179
15	T	19.6890	16.9907	24.4945	12.6360	73.8102
	S	111.091	103.854	89.352	123.781	104.376
16	T	19.9610	17.3464	24.8078	12.5926	74.7078
	S	109.577	101.724	88.224	124.207	103.122
17	T		23.9733	33.0531		243.2894
	S		73.605	66.216		31.666

Event: Cooper Tires Indy Pro 2000 GP at NJMP
Track: New Jersey Motorsports Park
Report: Section Data Report
Session: Practice 1

Round 13/14/15
 2.14 mile(s)



Indy Pro 2000 Championship
 October 10, 2020

Section Data for Car 18 - McElrea, Hunter (R)

Lap	T/SF to I1	I1 to I2	I2 to I3	I3 to SF	Lap	
1	T	20.3698	17.2890	24.7724	12.8475	75.2787
	S	107.378	102.062	88.350	121.743	102.340
2	T	20.3826	17.1024	24.5482	12.7390	74.7722
	S	107.311	103.175	89.157	122.780	103.033
3	T	19.7677	17.0839	24.5910	12.7164	74.1590
	S	110.649	103.287	89.002	122.998	103.885
4	T	19.8236	17.0006	24.4858	12.7213	74.0313
	S	110.337	103.793	89.384	122.951	104.064
5	T	19.6875	16.9674	24.3774	12.6976	73.7299
	S	111.100	103.996	89.781	123.180	104.489
6	T	20.8205	21.9802	25.6682	12.6877	81.1566
	S	105.054	80.279	85.266	123.276	94.928
7	T		17.6617	25.1033		417.7830
	S		99.908	87.185		18.440
8	T	19.8962	17.1042	24.5994	12.6729	74.2727
	S	109.934	103.164	88.971	123.420	103.726
9	T	19.5752	16.9968	24.3816	12.6906	73.6442
	S	111.737	103.816	89.766	123.248	104.611
10	T	20.0659	17.1750	24.5996	12.6563	74.4968
	S	109.004	102.739	88.970	123.582	103.414
11	T	20.1479	17.3528	25.0530	12.6537	75.2074
	S	108.561	101.686	87.360	123.607	102.437
12	T	19.7733	17.0178	24.7079	12.6635	74.1625
	S	110.617	103.688	88.580	123.512	103.880
13	T		17.4027	24.7064		154.5140
	S		101.395	88.586		49.860
14	T	19.6930	17.0416	24.6270	12.6531	74.0147
	S	111.069	103.543	88.871	123.613	104.087
15	T	20.0712	17.1065	24.7392	12.6441	74.5610
	S	108.976	103.151	88.468	123.701	103.325
16	T		17.3498	24.8215		136.5498
	S		101.704	88.175		56.419
17	T	19.6286	16.9757	24.6502	12.6017	73.8562
	S	111.433	103.945	88.788	124.117	104.311

Event: Cooper Tires Indy Pro 2000 GP at NJMP
Track: New Jersey Motorsports Park
Report: Section Data Report
Session: Practice 1

Round 13/14/15
 2.14 mile(s)
 Indy Pro 2000 Championship
 October 10, 2020



Section Data for Car 19 - Kaminsky, Colin (R)

Lap	T/SF to I1	I1 to I2	I2 to I3	I3 to SF	Lap	
1	T	20.9190	17.7068	26.9768	12.7691	78.3717
	S	104.559	99.654	81.130	122.490	98.301
2	T		17.2699	24.6673		75.1631
	S		102.175	88.726		102.497
3	T	19.9808	17.1079	24.5699	12.6514	74.3100
	S	109.469	103.142	89.078	123.630	103.674
4	T	19.8302	17.0983	24.3359	12.6162	73.8806
	S	110.300	103.200	89.934	123.975	104.276
5	T	19.7834	17.0565	24.3500	12.6093	73.7992
	S	110.561	103.453	89.882	124.043	104.391
6	T	19.6956	17.0643	24.4367	12.6441	73.8407
	S	111.054	103.406	89.563	123.701	104.333
7	T		17.8476	24.6908		413.0525
	S		98.867	88.642		18.651
8	T	19.9785	17.1714	24.4789	12.6842	74.3130
	S	109.481	102.761	89.409	123.310	103.670
9	T	19.8825	17.0514	24.4384	12.6246	73.9969
	S	110.010	103.484	89.557	123.892	104.112
10	T	19.5507	16.9165	24.3268	12.6173	73.4113
	S	111.877	104.309	89.968	123.964	104.943
11	T	19.6758	16.9875	24.4765	12.6245	73.7643
	S	111.166	103.873	89.418	123.893	104.441
12	T		20.4579	24.9580		181.9753
	S		86.253	87.693		42.335
13	T	19.9723	17.1501	24.5178	12.6325	74.2727
	S	109.515	102.888	89.267	123.815	103.726
14	T	19.6306	17.1066	24.5188	12.6443	73.9003
	S	111.422	103.150	89.264	123.699	104.249
15	T	19.6993	16.9900	24.5029	12.6710	73.8632
	S	111.033	103.858	89.322	123.439	104.301
16	T	19.6228	17.0717	24.4819	12.6448	73.8212
	S	111.466	103.361	89.398	123.694	104.360
17	T	19.6644	17.0421	24.5000	12.6507	73.8572
	S	111.230	103.540	89.332	123.637	104.309

Event: Cooper Tires Indy Pro 2000 GP at NJMP

Round 13/14/15

Track: New Jersey Motorsports Park

2.14 mile(s)



Report: Section Data Report

Indy Pro 2000 Championship

Session: Practice 1

October 10, 2020

Section Data for Car 2 - Robb, Sting Ray

Lap	T/SF to I1	I1 to I2	I2 to I3	I3 to SF	Lap	
1	T	20.2597	17.0797	24.5266	12.6092	74.4752
	S	107.962	103.312	89.235	124.044	103.444
2	T	19.6940	16.8251	24.1125	12.5678	73.1994
	S	111.063	104.876	90.768	124.452	105.247
3	T	19.5645	16.7971	24.2084	12.5400	73.1100
	S	111.798	105.051	90.408	124.728	105.375
4	T	19.6034	16.7224	24.1607	12.6159	73.1024
	S	111.576	105.520	90.587	123.978	105.386
5	T		17.2265	25.2023		441.0057
	S		102.432	86.843		17.469
6	T	19.8213	17.0233	24.3814	12.6249	73.8509
	S	110.350	103.655	89.767	123.889	104.318
7	T	19.5259	17.2200	24.4607	12.4936	73.7002
	S	112.019	102.471	89.476	125.191	104.532
8	T	19.6301	16.7257	24.2072	12.5950	73.1580
	S	111.424	105.499	90.413	124.183	105.306

Event: Cooper Tires Indy Pro 2000 GP at NJMP
Track: New Jersey Motorsports Park
Report: Section Data Report
Session: Practice 1

Round 13/14/15
 2.14 mile(s)
 Indy Pro 2000 Championship
 October 10, 2020



Section Data for Car 3 - Comeau, Antoine

Lap	T/SF to I1	I1 to I2	I2 to I3	I3 to SF	Lap	
1	T		18.6811	25.8768		260.6747
	S		94.456	84.579		29.554
2	T	20.3519	17.4365	24.9065	12.8030	75.4979
	S	107.473	101.198	87.874	122.166	102.043
3	T	20.3069	17.1895	24.6234	12.7338	74.8536
	S	107.711	102.653	88.884	122.830	102.921
4	T	19.8453	17.0306	24.6911	12.7527	74.3197
	S	110.216	103.610	88.641	122.648	103.660
5	T	19.8480	17.1103	24.6392	12.6771	74.2746
	S	110.201	103.128	88.827	123.379	103.723
6	T	19.6654	17.0786	24.4434	12.7713	73.9587
	S	111.224	103.319	89.539	122.469	104.166
7	T	19.7428	17.1809	24.7048	12.7142	74.3427
	S	110.788	102.704	88.592	123.019	103.628
8	T		17.4860	25.2694		275.5511
	S		100.912	86.612		27.959
9	T	19.6786	17.1572	24.6475	12.6642	74.1475
	S	111.150	102.846	88.797	123.505	103.901
10	T	19.7586	17.1376	24.6299	12.7091	74.2352
	S	110.700	102.963	88.861	123.069	103.778
11	T	19.7262	17.0343	24.6686	12.7107	74.1398
	S	110.882	103.588	88.722	123.053	103.912
12	T		17.5037	24.9013		235.7011
	S		100.810	87.892		32.685
13	T	19.7415	17.1288	24.7238	12.7016	74.2957
	S	110.796	103.016	88.523	123.141	103.694
14	T	19.7019	17.0297	24.8005	12.6812	74.2133
	S	111.018	103.616	88.250	123.339	103.809
15	T	19.8787	17.1849	24.8041	12.6879	74.5556
	S	110.031	102.680	88.237	123.274	103.332
16	T	19.8150	17.1988	24.9804	12.6767	74.6709
	S	110.385	102.597	87.614	123.383	103.173

Event: Cooper Tires Indy Pro 2000 GP at NJMP

Round 13/14/15

Track: New Jersey Motorsports Park

2.14 mile(s)



Report: Section Data Report

Indy Pro 2000 Championship

Session: Practice 1

October 10, 2020

Section Data for Car 42 - Petrov, Artem

Lap	T/SF to I1	I1 to I2	I2 to I3	I3 to SF	Lap	
1	T	20.5264	17.3315	24.7697	12.8571	75.4847
	S	106.559	101.811	88.359	121.652	102.060
2	T	19.9067	17.7399	31.6811	12.6786	82.0063
	S	109.876	99.468	69.083	123.365	93.944
3	T	19.7925	16.9472	24.4156	12.7563	73.9116
	S	110.510	104.120	89.641	122.613	104.233
4	T	19.6858	16.8723	24.3346	12.6856	73.5783
	S	111.109	104.582	89.939	123.297	104.705
5	T	19.7858	16.9190	24.3687	12.7034	73.7769
	S	110.548	104.294	89.813	123.124	104.423
6	T	19.8706	17.1329	25.1437	12.7005	74.8477
	S	110.076	102.992	87.045	123.152	102.929

Event: Cooper Tires Indy Pro 2000 GP at NJMP
Track: New Jersey Motorsports Park
Report: Section Data Report
Session: Practice 1

Round 13/14/15
2.14 mile(s)
Indy Pro 2000 Championship
October 10, 2020



Section Data for Car 51 - Abel, Jacob

Lap	T/SF to I1	I1 to I2	I2 to I3	I3 to SF	Lap	
1	T	20.8339	17.5278	25.4809	12.8055	76.6481
	S	104.986	100.671	85.893	122.142	100.511
2	T		17.2850	24.8877		75.1651
	S		102.085	87.940		102.494
3	T	20.0763	17.1894	24.6691	12.7485	74.6833
	S	108.948	102.653	88.720	122.688	103.156
4	T	20.0843	17.2243	24.6825	12.7937	74.7848
	S	108.905	102.445	88.672	122.255	103.016
5	T	20.0362	17.1644	24.6730	12.7729	74.6465
	S	109.166	102.803	88.706	122.454	103.206
6	T	20.1499	17.2731	25.3071	12.7604	75.4905
	S	108.550	102.156	86.483	122.574	102.053
7	T		18.1069	25.8520		228.3886
	S		97.452	84.660		33.732
8	T	20.6412	17.9188	25.3277	12.7678	76.6555
	S	105.966	98.475	86.413	122.503	100.502
9	T	20.0396	17.2021	24.7861	12.8080	74.8358
	S	109.148	102.577	88.301	122.118	102.945
10	T	20.0219	17.1886	24.7585	12.7771	74.7461
	S	109.244	102.658	88.399	122.414	103.069
11	T	20.0515	17.2792	24.8086	12.7337	74.8730
	S	109.083	102.120	88.221	122.831	102.894
12	T	20.5915	21.2076	25.7778	12.7395	80.3164
	S	106.222	83.203	84.904	122.775	95.921
13	T		17.6120	25.6867		388.9525
	S		100.190	85.205		19.807
14	T	20.0799	17.1859	24.8603	12.7308	74.8569
	S	108.928	102.674	88.037	122.859	102.916
15	T	20.2316	17.2867	24.9106	12.7109	75.1398
	S	108.112	102.075	87.860	123.051	102.529
16	T	20.1574	17.2332	25.1774	12.7014	75.2694
	S	108.510	102.392	86.929	123.143	102.352
17	T	20.0235	17.6629	26.3868	12.6652	76.7384
	S	109.235	99.901	82.944	123.495	100.393

Event: Cooper Tires Indy Pro 2000 GP at NJMP

Round 13/14/15

Track: New Jersey Motorsports Park

2.14 mile(s)



Report: Section Data Report

Indy Pro 2000 Championship

Session: Practice 1

October 10, 2020

Section Data for Car 68 - Frost, Danial

Lap	T/SF to I1	I1 to I2	I2 to I3	I3 to SF	Lap	
1	T	18.2671	25.6183		242.5243	
	S	96.597	85.433		31.766	
2	T	21.4773	17.3584	24.9471	12.7096	76.4924
	S	101.841	101.654	87.731	123.064	100.716
3	T	20.2669	17.1069	24.6466	12.6646	74.6850
	S	107.923	103.148	88.801	123.501	103.153
4	T	20.0336	17.1111	24.5348	12.6758	74.3553
	S	109.180	103.123	89.205	123.392	103.611
5	T	20.5681	17.0798	24.6696	12.6952	75.0127
	S	106.343	103.312	88.718	123.203	102.703
6	T	20.0535	17.1281	24.9031	12.6581	74.7428
	S	109.072	103.021	87.886	123.564	103.073
7	T	20.2140	17.1965	24.6738	12.7233	74.8076
	S	108.206	102.611	88.703	122.931	102.984
8	T	20.0130	17.1548	27.7645	12.6665	77.5988
	S	109.293	102.860	78.829	123.482	99.280
9	T		17.4553	24.8629		600.7545
	S		101.089	88.028		12.824
10	T	20.1110	17.1140	24.6302	12.6732	74.5284
	S	108.760	103.105	88.860	123.417	103.370
11	T	19.9401	17.0499	24.7287	12.6987	74.4174
	S	109.692	103.493	88.506	123.169	103.524
12	T	19.9787	17.1040	24.8110	12.6492	74.5429
	S	109.480	103.166	88.212	123.651	103.350
13	T	19.9820	17.0351	24.6334	12.6889	74.3394
	S	109.462	103.583	88.848	123.264	103.633
14	T	20.0086	16.9804	24.6540	12.6320	74.2750
	S	109.317	103.917	88.774	123.820	103.723

Event: Cooper Tires Indy Pro 2000 GP at NJMP
Track: New Jersey Motorsports Park
Report: Section Data Report
Session: Practice 1

Round 13/14/15
2.14 mile(s)
Indy Pro 2000 Championship
October 10, 2020



Section Data for Car 7 - Enders, Kory

Lap	T/SF to I1	I1 to I2	I2 to I3	I3 to SF	Lap	
1	T	21.8191	18.5670	26.0653	13.1522	79.6036
	S	100.246	95.037	83.967	118.922	96.780
2	T	21.0048	17.6550	25.8092	12.8565	77.3255
	S	104.132	99.946	84.801	121.658	99.631
3	T	20.0134	17.1751	24.8488	12.7176	74.7549
	S	109.290	102.739	88.078	122.986	103.057
4	T	19.8312	16.9292	24.5245	12.7682	74.0531
	S	110.295	104.231	89.243	122.499	104.033
5	T	19.7163	16.9359	24.4122	12.6995	73.7639
	S	110.937	104.190	89.653	123.162	104.441
6	T	22.1995	24.4757	27.0765	14.6225	88.3742
	S	98.528	72.094	80.832	106.965	87.175
7	T	19.7108	18.0291	24.7203	12.8274	75.2876
	S	110.968	97.872	88.536	121.934	102.328
8	T	19.8558	24.0718	26.5115	12.7551	83.1942
	S	110.158	73.303	82.554	122.625	92.603
9	T	21.4519	23.0598	25.4331	12.7381	82.6829
	S	101.962	76.520	86.055	122.788	93.175

Event: Cooper Tires Indy Pro 2000 GP at NJMP
Track: New Jersey Motorsports Park
Report: Section Data Report
Session: Practice 1

Round 13/14/15
 2.14 mile(s)
 Indy Pro 2000 Championship
 October 10, 2020



Section Data for Car 8 - Sulaiman, Manuel (R)

Lap	T/SF to I1	I1 to I2	I2 to I3	I3 to SF	Lap	
1	T	20.7376	17.5241	24.5800	12.7192	75.5609
	S	105.474	100.693	89.041	122.971	101.957
2	T	19.9006	16.9677	24.2715	12.6285	73.7683
	S	109.910	103.994	90.173	123.854	104.435
3	T	19.6206	16.8064	24.1513	12.6398	73.2181
	S	111.478	104.992	90.622	123.743	105.220
4	T	19.6474	16.8728	24.1473	12.5674	73.2349
	S	111.326	104.579	90.637	124.456	105.196
5	T	19.5004	16.8234	24.1861	12.5992	73.1091
	S	112.166	104.886	90.491	124.142	105.377
6	T	20.8422	17.7143	26.0303	12.9086	77.4954
	S	104.944	99.611	84.080	121.167	99.412
7	T	19.6764	16.9954	24.2726	12.5903	73.5347
	S	111.162	103.825	90.169	124.230	104.767
8	T	19.4858	16.9044	24.1841	12.5982	73.1725
	S	112.250	104.384	90.499	124.152	105.285
9	T	19.5139	16.9288	25.9320	12.5908	74.9655
	S	112.088	104.233	84.399	124.225	102.767

Event: Cooper Tires Indy Pro 2000 GP at NJMP
Track: New Jersey Motorsports Park
Report: Section Data Report
Session: Practice 1

Round 13/14/15
 2.14 mile(s)
 Indy Pro 2000 Championship
 October 10, 2020



Section Data for Car 83 - Finelli, Charles

Lap	T/SF to I1	I1 to I2	I2 to I3	I3 to SF	Lap	
1	T	22.2043	18.6907	26.4185	13.2538	80.5673
	S	98.507	94.408	82.845	118.011	95.622
2	T	21.4464	17.8103	25.5113	12.9573	77.7253
	S	101.988	99.074	85.791	120.711	99.118
3	T	21.1000	17.8517	25.2790	13.0028	77.2335
	S	103.662	98.845	86.579	120.289	99.749
4	T	20.9380	17.7747	25.0612	13.0113	76.7852
	S	104.464	99.273	87.332	120.210	100.332
5	T	21.0014	17.3892	25.0378	13.0093	76.4377
	S	104.149	101.474	87.413	120.229	100.788
6	T	20.6263	17.5620	25.2679	13.0113	76.4675
	S	106.043	100.475	86.617	120.210	100.749
7	T	20.6444	17.5940	25.1735	13.1152	76.5271
	S	105.950	100.292	86.942	119.258	100.670
8	T	20.5196	17.6967	25.1563	13.0652	76.4378
	S	106.594	99.710	87.002	119.714	100.788
9	T	20.7770	17.6160	25.1637	13.0265	76.5832
	S	105.274	100.167	86.976	120.070	100.596
10	T	20.5713	17.4955	25.1767	13.0035	76.2470
	S	106.326	100.857	86.931	120.282	101.040
11	T	20.8301	18.0260	25.1211	13.0482	77.0254
	S	105.005	97.889	87.123	119.870	100.019
12	T	21.1778	17.7521	25.7229	13.0197	77.6725
	S	103.281	99.399	85.085	120.133	99.186
13	T	20.8321	17.9349	25.3806	13.0577	77.2053
	S	104.995	98.386	86.233	119.783	99.786
14	T	20.4632	17.6259	25.3709	13.0614	76.5214
	S	106.888	100.111	86.266	119.749	100.678
15	T	35.5371	19.7084	28.6403	13.0501	96.9359
	S	61.549	89.533	76.418	119.853	79.475
16	T		19.3087	26.4851		236.9055
	S		91.386	82.637		32.519
17	T	21.1957	17.8673	25.4825	13.0145	77.5600
	S	103.194	98.758	85.888	120.181	99.330
18	T	20.9206	17.7894	25.6031	13.0228	77.3359
	S	104.551	99.191	85.483	120.104	99.617
19	T	21.4513	17.6669	25.6932	13.0111	77.8225
	S	101.965	99.879	85.183	120.212	98.995

Event: Cooper Tires Indy Pro 2000 GP at NJMP

Round 13/14/15

Track: New Jersey Motorsports Park

2.14 mile(s)

Report: Section Data Report

Indy Pro 2000 Championship

Session: Practice 1

October 10, 2020



Section Data for Car 83 - Finelli, Charles

Lap	T/SF to I1	I1 to I2	I2 to I3	I3 to SF	Lap	
20	T	21.3976	19.0833	29.7963	13.2199	83.4971
	S	102.220	92.465	73.453	118.313	92.267

Event: Cooper Tires Indy Pro 2000 GP at NJMP
Track: New Jersey Motorsports Park
Report: Section Data Report
Session: Practice 1

Round 13/14/15
 2.14 mile(s)
 Indy Pro 2000 Championship
 October 10, 2020



Section Data for Car 9 - Thompson, Parker

Lap	T/SF to I1	I1 to I2	I2 to I3	I3 to SF	Lap	
1	T	21.3392	17.9829	25.9319	13.8767	79.1307
	S	102.500	98.124	84.399	112.713	97.358
2	T	20.4548	17.3354	25.4286	12.8012	76.0200
	S	106.932	101.789	86.070	122.183	101.342
3	T	19.8462	17.0190	24.4972	12.7169	74.0793
	S	110.211	103.681	89.342	122.993	103.997
4	T	19.7019	16.9811	24.3280	12.7110	73.7220
	S	111.018	103.912	89.964	123.050	104.501
5	T	19.6627	16.9821	24.3938	12.6354	73.6740
	S	111.240	103.906	89.721	123.786	104.569
6	T	23.1163	22.3517	35.2458	12.9695	93.6833
	S	94.620	78.945	62.096	120.598	82.235
7	T	21.1398	18.0304	24.8839	12.9207	76.9748
	S	103.467	97.865	87.954	121.053	100.085
8	T	19.7161	17.0078	24.3951	12.6584	73.7774
	S	110.938	103.749	89.716	123.562	104.422
9	T	20.1913	17.5414	25.6509	12.6318	76.0154
	S	108.327	100.593	85.324	123.822	101.348
10	T	19.6183	16.9499	24.7811	12.6544	74.0037
	S	111.491	104.104	88.319	123.601	104.103

Event: Cooper Tires Indy Pro 2000 GP at NJMP

Round 13/14/15

Track: New Jersey Motorsports Park

2.14 mile(s)



Report: Section Data Report

Indy Pro 2000 Championship






Session: Practice 1

October 10, 2020

Section Data for Car

Report Support Information

Section Legend	
Name	Length
SF to I1	0.607576 miles
I1 to I2	0.490152 miles
I2 to I3	0.607955 miles
I3 to SF	0.434470 miles
Lap	2.140000 miles
SFP to I1	0.607576 miles
I3 to SFP	0.434470 miles

Color Legend	
	Fastest Lap
	Section Under Caution
	Section Under Green
	Section Time Data
	Section Speed Data

