

Event: Cooper Tires Pro Mazda GP of Mid-Ohio
 Track: Mid-Ohio Sports Car Course
 Report: Section Data Report
 Session: Qualifications - Race 1

Round 7 / 8 / 9
 2.258 mile(s)
 Pro Mazda
 July 28, 2017



Section Data for Car 12 - Wright, Kris (R)

Lap	T/SF to I1	I1 to I2A	I2A to I2	I2 to I3A	I3A to I3	I3 to I4	I4 to I5A	I5A to I5B	I5B to I5	I5 to I6A	I6A to I6	I6 to I7A	I7A to I7	I7 to I8	I8 to SF	
1	T	5.3128	8.0169	4.8643	8.7321	8.5089	3.6051	8.5331	5.3855	4.7001	5.3281	6.8171	3.8386	5.8076	6.0873	4.8708
	S	97.021	99.931	118.442	70.976	113.785	106.289	82.060	71.277	72.677	95.719	81.413	99.113	92.042	67.876	91.687
2	T	4.5930	7.1802	4.8094	8.6806	8.4164	2.9017	7.2452	5.2176	4.5320	5.1376	6.5847	3.5660	5.7653	5.7842	4.7560
	S	112.226	111.576	119.794	71.397	115.035	132.054	96.647	73.571	75.373	99.268	84.286	106.689	92.718	71.433	93.901
3	T	4.4960	7.0227	4.6669	8.2721	8.2748	2.8911	7.2443	5.0880	4.4864	5.2205	6.3777	3.4893	5.3238	5.6535	4.6152
	S	114.647	114.078	123.452	74.923	117.004	132.538	96.659	75.445	76.139	97.692	87.022	109.035	100.407	73.084	96.765
4	T			4.9295	8.5307	8.3272	2.9070	7.1661	5.1582	4.5375	5.1731	6.3377	3.4413	5.1580		
	S			116.875	72.652	116.267	131.813	97.714	74.418	75.282	98.587	87.571	110.555	103.634		
5	T	4.4966	6.9528	4.6330	8.2635	8.3318	2.8989	6.9765	4.9957	4.5248	5.1431	6.3148	3.4489	5.1462	5.5610	4.6119
	S	114.632	115.225	124.355	75.001	116.203	132.182	100.369	76.839	75.493	99.162	87.889	110.312	103.872	74.300	96.834
6	T	4.5183	6.9421	4.6161	8.1872	8.3404	2.9144	7.0617	4.9916	4.5503	5.1799	6.3513	3.4479	5.2284	5.3278	4.6799
	S	114.082	115.403	124.810	75.700	116.083	131.479	99.158	76.902	75.070	98.457	87.384	110.344	102.239	77.552	95.427
7	T	4.5087	6.9171	4.5969	8.1723	8.3200	2.9083	7.0620	4.9715	4.4885	5.1214	6.2593	3.4426	5.2154	5.5188	4.5850
	S	114.324	115.820	125.331	75.838	116.368	131.755	99.154	77.213	76.104	99.582	88.668	110.514	102.494	74.868	97.403
8	T	4.5009	6.9105	4.5895	8.2080	8.3214	2.8912	6.9530	4.9919	4.5951	5.1219	6.2442	3.4206	5.1082	5.3150	4.6813
	S	114.523	115.930	125.534	75.508	116.348	132.534	100.709	76.897	74.338	99.572	88.882	111.225	104.645	77.739	95.399
9	T	4.5010	6.8994	4.5681	8.1887	8.3165	2.8876	6.9184	5.0043	4.5549	5.1263	6.2813	3.4314	5.0526	5.6153	4.5743
	S	114.520	116.117	126.122	75.686	116.417	132.699	101.212	76.707	74.994	99.487	88.358	110.874	105.796	73.581	97.630
10	T	4.4680	6.8912	4.6148	8.3151	8.2801	2.8762	8.6719	5.6086	5.0696	5.7023	6.9245	3.4202	5.0915	5.5853	4.5963
	S	115.366	116.255	124.845	74.536	116.929	133.225	80.747	68.442	67.380	89.438	80.150	111.238	104.988	73.977	97.163
11	T												3.6014	6.1078		
	S												105.641	87.518		

Event: Cooper Tires Pro Mazda GP of Mid-Ohio
Track: Mid-Ohio Sports Car Course
Report: Section Data Report
Session: Qualifications - Race 1

Round 7 / 8 / 9
 2.258 mile(s)
 Pro Mazda
 July 28, 2017



Section Data for Car 12 - Wright, Kris (R)

Lap	T/S	I1 to I2	I2 to I3	I4 to I5	I5 to I6	I6 to I7	Lap	PI to PO	PO to SF	SF to PI
1	T	12.8812	17.2410	18.6187	12.1452	9.6462	90.4083		93.5005	
	S	106.921	92.103	76.573	87.689	94.856	89.912		81.431	
2	T	11.9896	17.0970	16.9948	11.7223	9.3313	85.1699			
	S	114.872	92.879	83.889	90.852	98.057	95.442			
3	T	11.6896	16.5469	16.8187	11.5982	8.8131	83.1223			80.0793
	S	117.820	95.967	84.768	91.825	103.823	97.793			95.939
4	T		16.8579	16.8618	11.5108	8.5993	107.2833	29.1115	80.9010	
	S		94.196	84.551	92.522	106.404	75.769	30.845	94.113	
5	T	11.5858	16.5953	16.4970	11.4579	8.5951	82.2995			
	S	118.876	95.687	86.421	92.949	106.456	98.771			
6	T	11.5582	16.5276	16.6036	11.5312	8.6763	82.3373			
	S	119.160	96.079	85.866	92.358	105.460	98.726			
7	T	11.5140	16.4923	16.5220	11.3807	8.6580	82.0878			
	S	119.617	96.285	86.290	93.579	105.683	99.026			
8	T	11.5000	16.5294	16.5400	11.3661	8.5288	81.8527			
	S	119.763	96.068	86.196	93.700	107.284	99.310			
9	T	11.4675	16.5052	16.4776	11.4076	8.4840	81.9201			
	S	120.102	96.209	86.522	93.359	107.850	99.228			
10	T	11.5060	16.5952	19.3501	12.6268	8.5117	86.1156			85.1166
	S	119.700	95.688	73.678	84.344	107.499	94.394			90.261
11	T					9.7092				
	S					94.241				

Event: Cooper Tires Pro Mazda GP of Mid-Ohio
Track: Mid-Ohio Sports Car Course
Report: Section Data Report
Session: Qualifications - Race 1

Round 7 / 8 / 9
2.258 mile(s)
Pro Mazda
July 28, 2017



Section Data for Car 13 - Eberle, Bobby

Lap	T/SF to I1	I1 to I2A	I2A to I2	I2 to I3A	I3A to I3	I3 to I4	I4 to I5A	I5A to I5B	I5B to I5	I5 to I6A	I6A to I6	I6 to I7A	I7A to I7	I7 to I8	I8 to SF	
1	T	4.6799	7.9919	4.8046	8.8765	8.4112	2.8962	7.6022	5.4780	4.9120	5.3572	6.6613	3.5756	6.0756	6.1816	4.8169
	S	110.142	100.244	119.913	69.822	115.106	132.305	92.109	70.074	69.542	95.199	83.317	106.403	87.982	66.841	92.713
2	T	4.5346	7.3388	4.7774	8.8979	8.3448	2.8732	7.8675	5.5620	4.7788	5.2303	6.5284	3.4754	5.4751	5.6776	4.7984
	S	113.671	109.164	120.596	69.654	116.022	133.364	89.003	69.015	71.480	97.509	85.013	109.471	97.632	72.774	93.071
3	T	4.5206	7.6141	4.8225	8.6660	8.3334	2.8719	7.4249	5.3280	4.6576	5.1821	6.4352	3.4801	5.5162	5.6176	4.7680
	S	114.023	105.217	119.468	71.518	116.181	133.424	94.308	72.046	73.341	98.416	86.244	109.323	96.905	73.551	93.664
4	T	4.5266	7.2691	4.6944	8.5442	8.3130	2.8788	7.3083	5.3557	4.7035	5.1627	6.3862	3.4341	5.5307	5.8444	4.7434
	S	113.872	110.211	122.728	72.537	116.466	133.105	95.813	71.674	72.625	98.786	86.906	110.787	96.651	70.697	94.150
5	T	4.4883	7.4248	4.7411	8.4858	8.2829	2.8744	7.3158	5.3290	4.7574	5.2502	6.4129	3.4315	5.3635	5.6985	4.6867
	S	114.844	107.900	121.520	73.036	116.889	133.308	95.714	72.033	71.802	97.139	86.544	110.871	99.664	72.507	95.289
6	T	4.6169	7.3928	4.6876	8.5246	8.3332	2.8822	7.2099	5.2475	4.7411	5.1900	6.3078	3.4377	5.3516	5.5993	4.7353
	S	111.645	108.367	122.906	72.704	116.184	132.948	97.120	73.152	72.049	98.266	87.986	110.671	99.885	73.792	94.311
7	T			5.1065	9.1900	8.4327	2.8862	7.4204	5.3769	4.7919	5.2346	6.4944	3.4072	5.3190		
	S			112.824	67.440	114.813	132.763	94.365	71.391	71.285	97.429	85.458	111.662	100.497		
8	T	4.5111	7.4637	4.7145	8.4371	8.2798	2.8614	7.2457	5.3195	4.6615	5.2214	6.5219	3.8287	5.8353	5.7073	4.6962
	S	114.264	107.338	122.205	73.458	116.933	133.914	96.640	72.162	73.279	97.675	85.098	99.369	91.605	72.395	95.096
9	T	4.4936	7.3592	4.8771	8.7201	8.2285	2.8553	7.3219	5.2673	4.6178	5.1766	6.3357	3.4018	5.3248	5.5082	4.6853
	S	114.709	108.862	118.131	71.074	117.662	134.200	95.635	72.877	73.973	98.520	87.599	111.839	100.388	75.012	95.317
10	T	4.4438	7.3171	4.7048	8.4253	8.2537	2.8578	7.0565	5.2832	4.5680	5.1148	6.3622	3.4050	5.3456	5.5644	4.6490
	S	115.994	109.488	122.457	73.561	117.303	134.083	99.232	72.657	74.779	99.711	87.234	111.734	99.997	74.255	96.062
11	T	4.7094	7.6364	4.7167	8.4343	8.2425	2.8595	7.0656	5.2361	4.6731	5.1461	6.3206	3.4179	5.1731	11.5215	5.3731
	S	109.452	104.910	122.148	73.482	117.462	134.003	99.104	73.311	73.097	99.104	87.808	111.312	103.332	35.862	83.116
12	T	4.4466	7.1968	4.6582	8.4438	8.2601	2.8688	7.1085	5.2144	4.6725	5.1431	6.3528	3.4127	5.2474	5.5460	4.6200
	S	115.921	111.318	123.682	73.400	117.212	133.569	98.506	73.616	73.107	99.162	87.363	111.482	101.869	74.501	96.665
13	T	4.4474	7.0599	4.6027	8.3796	8.2560	2.8702	7.0644	5.1630	4.5752	5.1367	6.2618	3.4101	5.2737	5.6276	4.6256
	S	115.900	113.477	125.174	73.962	117.270	133.504	99.121	74.349	74.661	99.286	88.633	111.567	101.361	73.421	96.548
14	T												3.3956	5.2187		
	S												112.043	102.429		

Event: Cooper Tires Pro Mazda GP of Mid-Ohio
Track: Mid-Ohio Sports Car Course
Report: Section Data Report
Session: Qualifications - Race 1

Round 7 / 8 / 9
 2.258 mile(s)
 Pro Mazda
 July 28, 2017



Section Data for Car 13 - Eberle, Bobby

Lap	T/S	I1 to I2	I2 to I3	I4 to I5	I5 to I6	I6 to I7	Lap	PI to PO	PO to SF	SF to PI
1	T	12.7965	17.2877	17.9922	12.0185	9.6512	88.3207		93.1449	
	S	107.629	91.855	79.239	88.613	94.807	92.037		81.742	
2	T	12.1162	17.2427	18.2083	11.7587	8.9505	86.1602			
	S	113.672	92.094	78.298	90.571	102.229	94.345			
3	T	12.4366	16.9994	17.4105	11.6173	8.9963	85.2382			
	S	110.744	93.412	81.886	91.674	101.708	95.366			
4	T	11.9635	16.8572	17.3675	11.5489	8.9648	84.6951			
	S	115.123	94.200	82.089	92.217	102.066	95.977			
5	T	12.1659	16.7687	17.4022	11.6631	8.7950	84.5428			
	S	113.208	94.698	81.925	91.314	104.036	96.150			
6	T	12.0804	16.8578	17.1985	11.4978	8.7893	84.2575			81.7216
	S	114.009	94.197	82.896	92.626	104.104	96.476			94.011
7	T		17.6227	17.5892	11.7290	8.7262	178.2457	96.7735	84.9517	
	S		90.108	81.054	90.801	104.857	45.604	9.279	89.626	
8	T	12.1782	16.7169	17.2267	11.7433	9.6640	85.3051			
	S	113.093	94.991	82.760	90.690	94.681	95.291			
9	T	12.2363	16.9486	17.2070	11.5123	8.7266	84.1732			
	S	112.556	93.692	82.855	92.510	104.852	96.572			
10	T	12.0219	16.6790	16.9077	11.4770	8.7506	83.3512			
	S	114.564	95.207	84.321	92.794	104.564	97.525			
11	T	12.3531	16.6768	16.9748	11.4667	8.5910	90.5259			
	S	111.492	95.219	83.988	92.878	106.507	89.795			
12	T	11.8550	16.7039	16.9954	11.4959	8.6601	83.1917			
	S	116.177	95.065	83.886	92.642	105.657	97.712			
13	T	11.6626	16.6356	16.8026	11.3985	8.6838	82.7539			80.1505
	S	118.093	95.455	84.849	93.433	105.369	98.229			95.854
14	T					8.6143				
	S					106.219				

Event: Cooper Tires Pro Mazda GP of Mid-Ohio
Track: Mid-Ohio Sports Car Course
Report: Section Data Report
Session: Qualifications - Race 1

Round 7 / 8 / 9
2.258 mile(s)
Pro Mazda
July 28, 2017



Section Data for Car 14 - Robb, Sting Ray (R)

Lap	T/SF to I1	I1 to I2A	I2A to I2	I2 to I3A	I3A to I3	I3 to I4	I4 to I5A	I5A to I5B	I5B to I5	I5 to I6A	I6A to I6	I6 to I7A	I7A to I7	I7 to I8	I8 to SF	
1	T	4.6368	7.8267	4.8952	8.9712	8.2765	2.8440	7.9156	5.3458	4.7746	5.3553	6.6491	3.5495	6.1212	6.1722	4.8760
	S	111.166	102.359	117.694	69.085	116.980	134.733	88.462	71.807	71.543	95.233	83.470	107.185	87.327	66.942	91.590
2	T	4.5281	7.3900	4.7759	8.6369	8.2231	2.8550	7.5103	5.2692	4.4365	5.1217	6.3102	3.4557	5.5618	5.7400	4.7746
	S	113.835	108.408	120.634	71.759	117.739	134.214	93.236	72.850	76.996	99.576	87.953	110.095	96.110	71.983	93.535
3	T	4.4840	7.2475	4.7241	8.5668	8.3160	2.8936	7.2848	5.4585	4.8476	5.6307	6.5502	3.3852	5.3109	5.5284	4.7186
	S	114.954	110.540	121.957	72.346	116.424	132.424	96.122	70.324	70.466	90.575	84.730	112.388	100.651	74.738	94.645
4	T												3.4005	6.3839		
	S												111.882	83.733		

Event: Cooper Tires Pro Mazda GP of Mid-Ohio

Round 7 / 8 / 9

Track: Mid-Ohio Sports Car Course

2.258 mile(s)



Report: Section Data Report

Pro Mazda

Session: Qualifications - Race 1

July 28, 2017

Section Data for Car 14 - Robb, Sting Ray (R)

Lap	T/S	I1 to I2	I2 to I3	I4 to I5	I5 to I6	I6 to I7	Lap	PO to SF	SF to PI
1	T	12.7219	17.2477	18.0360	12.0044	9.6707	88.2097	92.3814	
	S	108.260	92.068	79.046	88.717	94.616	92.153	82.418	
2	T	12.1659	16.8600	17.2160	11.4319	9.0175	84.5890		
	S	113.208	94.185	82.811	93.160	101.469	96.098		
3	T	11.9716	16.8828	17.5909	12.1809	8.6961	84.9469		83.8639
	S	115.045	94.058	81.047	87.432	105.220	95.693		91.609
4	T					9.7844			
	S					93.516			

Event: Cooper Tires Pro Mazda GP of Mid-Ohio
Track: Mid-Ohio Sports Car Course
Report: Section Data Report
Session: Qualifications - Race 1

Round 7 / 8 / 9
2.258 mile(s)
Pro Mazda
July 28, 2017



Section Data for Car 2 - Zavelson*, Dave (R)

Lap	T/SF to I1	I1 to I2A	I2A to I2	I2 to I3A	I3A to I3	I3 to I4	I4 to I5A	I5A to I5B	I5B to I5	I5 to I6A	I6A to I6	I6 to I7A	I7A to I7	I7 to I8	I8 to SF	
1	T	4.7225	8.3278	5.4027	9.8774	8.6063	2.9435	8.2686	5.6836	5.3058	5.7229	6.9785	3.7493	6.6681	6.4849	4.9840
	S	109.149	96.200	106.639	62.747	112.497	130.179	84.685	67.539	64.381	89.116	79.530	101.473	80.165	63.714	89.605
2	T	4.5871	8.2102	5.0285	9.1651	8.4690	2.9275	7.7946	5.5037	5.2009	5.3634	6.6068	3.5680	6.0745	6.1577	4.9039
	S	112.370	97.578	114.574	67.623	114.321	130.890	89.835	69.746	65.679	95.089	84.004	106.630	87.998	67.100	91.069
3	T	4.5576	17.6810	6.2413	10.1107	8.6217	2.9426	8.4757	5.8069	5.3816	5.6199	6.8658	3.4862	5.7698	6.2463	4.8430
	S	113.098	45.311	92.310	61.299	112.296	130.219	82.616	66.105	63.474	90.749	80.835	109.132	92.645	66.148	92.214
4	T	4.6549	7.7186	4.8837	8.9800	8.5511	2.9416	7.8811	5.4388	5.1402	5.4433	6.9742	3.5575	5.9293	6.1876	4.8627
	S	110.734	103.793	117.971	69.017	113.223	130.263	88.849	70.579	66.455	93.693	79.579	106.944	90.153	66.776	91.840
5	T	4.5947	7.4354	4.7455	8.9206	8.4306	2.9294	7.8463	5.4331	5.1348	5.5253	7.0728	3.5387	5.6910	5.9383	4.8426
	S	112.185	107.746	121.407	69.477	114.841	130.806	89.243	70.653	66.525	92.303	78.470	107.513	93.928	69.579	92.221
6	T	4.7226	8.2736	4.9595	9.1216	8.4664	2.9128	7.6759	5.6474	5.1028	5.4994	6.5955	3.5090	5.6590	6.5764	4.7965
	S	109.146	96.830	116.168	67.946	114.356	131.551	91.224	67.972	66.942	92.737	84.148	108.422	94.459	62.828	93.108
7	T	4.6099	7.4488	4.8268	9.0210	8.4933	2.8945	7.6669	5.4572	5.0116	5.3656	6.6038	3.5164	5.7037	5.9068	4.8866
	S	111.815	107.552	119.362	68.703	113.994	132.383	91.331	70.341	68.160	95.050	84.043	108.194	93.719	69.950	91.391
8	T	4.5744	7.4882	4.8536	8.7931	8.3796	2.9053	7.4809	5.3380	5.1655	5.4802	6.6485	3.5052	5.6836	5.8545	4.8260
	S	112.682	106.987	118.703	70.484	115.540	131.891	93.602	71.912	66.129	93.062	83.477	108.540	94.051	70.575	92.539
9	T	4.5307	7.7647	4.8968	8.8798	8.4265	2.9167	7.5752	5.4084	5.0251	5.5002	6.5762	3.5477	5.7575	5.9401	4.7143
	S	113.769	103.177	117.656	69.796	114.897	131.375	92.437	70.975	67.977	92.724	84.395	107.240	92.843	69.558	94.731
10	T	4.5754	7.5530	4.8038	8.8289	8.4165	2.9105	7.5046	5.3187	4.9226	5.3876	6.6199	3.5068	5.7642	5.9933	4.8807
	S	112.658	106.069	119.933	70.198	115.034	131.655	93.306	72.172	69.392	94.662	83.838	108.491	92.735	68.941	91.501
11	T	4.5547	7.5747	4.8518	8.7814	8.3655	2.9071	7.4947	5.3183	4.9943	5.3467	6.5281	3.4831	5.5540	5.9231	4.8052
	S	113.170	105.765	118.747	70.578	115.735	131.809	93.430	72.178	68.396	95.386	85.017	109.229	96.245	69.758	92.939
12	T	4.5984	7.4664	4.7881	8.8530	8.4417	2.9197	7.5824	5.2436	4.8254	5.3093	6.5138	3.4919	5.5416	5.7209	4.7766
	S	112.094	107.299	120.327	70.007	114.690	131.240	92.349	73.206	70.790	96.058	85.204	108.953	96.460	72.223	93.496
13	T	4.5800	7.3823	4.7927	8.8225	8.4716	2.9456	7.7460	5.3727	4.6926	5.6248	6.5030	3.4714	5.6778	5.7287	4.8587
	S	112.545	108.521	120.211	70.249	114.286	130.086	90.399	71.447	72.794	90.670	85.345	109.597	94.147	72.125	91.916
14	T	5.3758	9.4669	6.6101	9.9916	9.6415	3.6611	10.1871	6.0549	5.5300	6.6831	7.7527	4.3417	7.3827	6.2041	4.7886
	S	95.884	84.625	87.160	62.029	100.418	104.663	68.737	63.397	61.771	76.312	71.588	87.628	72.405	66.598	93.261

Event: Cooper Tires Pro Mazda GP of Mid-Ohio
Track: Mid-Ohio Sports Car Course
Report: Section Data Report
Session: Qualifications - Race 1

Round 7 / 8 / 9
 2.258 mile(s)
 Pro Mazda
 July 28, 2017



Section Data for Car 2 - Zavelson*, Dave (R)

Lap	T/S	I1 to I2	I2 to I3	I4 to I5	I5 to I6	I6 to I7	Lap	PO to SF	SF to PI
1	T	13.7305	18.4837	19.2580	12.7014	10.4174	93.7259	103.0710	
	S	100.308	85.911	74.031	83.849	87.834	86.729	73.870	
2	T	13.2387	17.6341	18.4992	11.9702	9.6425	89.5609		
	S	104.034	90.050	77.067	88.971	94.892	90.763		
3	T	23.9223	18.7324	19.6642	12.4857	9.2560	102.6501		
	S	57.573	84.770	72.501	85.298	98.855	79.189		
4	T	12.6023	17.5311	18.4601	12.4175	9.4868	89.1446		
	S	109.287	90.579	77.230	85.766	96.450	91.187		
5	T	12.1809	17.3512	18.4142	12.5981	9.2297	88.0791		
	S	113.068	91.518	77.423	84.537	99.136	92.290		
6	T	13.2331	17.5880	18.4261	12.0949	9.1680	89.5184		
	S	104.078	90.286	77.373	88.054	99.804	90.806		
7	T	12.2756	17.5143	18.1357	11.9694	9.2201	87.4129		
	S	112.196	90.666	78.612	88.977	99.240	92.993		
8	T	12.3418	17.1727	17.9844	12.1287	9.1888	86.9766		
	S	111.594	92.470	79.273	87.808	99.578	93.460		
9	T	12.6615	17.3063	18.0087	12.0764	9.3052	87.4599		
	S	108.776	91.756	79.166	88.189	98.332	92.943		
10	T	12.3568	17.2454	17.7459	12.0075	9.2710	86.9865		
	S	111.459	92.080	80.339	88.695	98.695	93.449		
11	T	12.4265	17.1469	17.8073	11.8748	9.0371	86.4827		
	S	110.834	92.609	80.062	89.686	101.249	93.993		
12	T	12.2545	17.2947	17.6514	11.8231	9.0335	86.0728		
	S	112.389	91.817	80.769	90.078	101.290	94.441		
13	T	12.1750	17.2941	17.8113	12.1278	9.1492	86.6704		
	S	113.123	91.821	80.044	87.815	100.009	93.790		
14	T	16.0770	19.6331	21.7720	14.4358	11.7244			102.7843
	S	85.667	80.881	65.482	73.775	78.042			74.746

Event: Cooper Tires Pro Mazda GP of Mid-Ohio
Track: Mid-Ohio Sports Car Course
Report: Section Data Report
Session: Qualifications - Race 1

Round 7 / 8 / 9
2.258 mile(s)
Pro Mazda
July 28, 2017



Section Data for Car 23 - Franzoni, Victor

Lap	T/SF to I1	I1 to I2A	I2A to I2	I2 to I3A	I3A to I3	I3 to I4	I4 to I5A	I5A to I5B	I5B to I5	I5 to I6A	I6A to I6	I6 to I7A	I7A to I7	I7 to I8	I8 to SF	
1	T	4.4901	7.4510	4.7558	8.5086	8.3315	2.8903	7.3302	5.2506	4.3301	5.0435	6.1925	3.5182	5.4630	5.7291	4.7066
	S	114.798	107.521	121.144	72.841	116.207	132.575	95.526	73.109	78.888	101.120	89.625	108.139	97.848	72.120	94.886
2	T	4.4342	6.8594	4.5955	8.2764	8.2455	2.8754	7.0760	5.1281	4.2295	4.9818	6.0887	3.4005	5.0786	5.4051	4.6428
	S	116.245	116.794	125.370	74.884	117.419	133.262	98.958	74.855	80.764	102.373	91.152	111.882	105.254	76.443	96.190
3	T	4.3997	6.8106	4.6046	8.2368	8.2658	2.8815	7.0359	5.0419	4.1848	4.9633	6.0391	3.3709	4.9634	5.4806	4.5981
	S	117.157	117.631	125.122	75.244	117.131	132.980	99.522	76.135	81.627	102.754	91.901	112.864	107.697	75.390	97.125
4	T	4.3737	6.7205	4.5301	8.0311	8.1878	2.8670	6.9332	5.0262	4.1747	4.9596	5.9593	3.3625	4.8816	5.3260	4.5565
	S	117.853	119.208	127.180	77.172	118.247	133.653	100.996	76.373	81.824	102.831	93.132	113.146	109.502	77.578	98.012
5	T	4.3992	6.7402	4.6487	8.8673	8.2782	2.8651	7.1617	5.0964	4.3106	5.0686	6.1587	3.3264	4.9140	5.2967	4.6005
	S	117.170	118.859	123.935	69.894	116.956	133.741	97.774	75.321	79.244	100.620	90.116	114.374	108.780	78.007	97.074
6	T	4.4319	7.0929	5.3573	8.6541	8.3324	2.8662	7.2660	5.0840	4.4241	5.1927	6.3913	3.3800	4.9801	5.6070	4.7058
	S	116.306	112.949	107.542	71.616	116.195	133.690	96.370	75.504	77.211	98.215	86.837	112.561	107.336	73.690	94.902
7	T	4.4259	6.8758	4.5636	8.2261	8.2518	2.8693	6.9055	5.0952	4.1733	4.9491	6.0570	3.5440	5.6521	5.8150	4.7066
	S	116.463	116.515	126.246	75.342	117.330	133.545	101.401	75.338	81.852	103.049	91.630	107.352	94.575	71.054	94.886
8	T	4.3969	6.9557	4.6150	8.2502	8.2648	2.8694	6.9966	5.1010	4.2514	5.0115	6.0849	3.3735	4.8734	5.3536	4.6083
	S	117.231	115.177	124.840	75.122	117.145	133.541	100.081	75.253	80.348	101.766	91.209	112.777	109.686	77.178	96.910
9	T			4.9496	8.6280	8.2938	2.8842	6.9753	5.1902	4.2231	4.9530	5.9892	3.3430	5.1674		
	S			116.401	71.833	116.736	132.855	100.387	73.959	80.886	102.968	92.667	113.806	103.446		
10	T	4.3956	6.7843	4.5355	8.2662	8.2442	2.8674	6.8203	5.0089	4.1534	4.9320	6.0703	3.3448	5.0998	5.4527	4.5905
	S	117.266	118.087	127.028	74.977	117.438	133.634	102.668	76.636	82.244	103.406	91.429	113.745	104.817	75.776	97.286
11	T	4.3717	6.6733	4.5194	8.1626	8.1992	2.8605	6.8624	5.0587	4.1321	4.9260	6.2569	3.3600	4.8807	5.3197	4.5394
	S	117.907	120.051	127.481	75.928	118.082	133.956	102.038	75.882	82.668	103.532	88.702	113.231	109.522	77.670	98.381
12	T	4.3781	6.9135	4.5977	8.1608	8.1946	2.8668	6.8725	5.0015	4.2712	5.0298	6.5903	3.6636	5.1025	5.3855	4.5906
	S	117.735	115.880	125.310	75.945	118.149	133.662	101.888	76.750	79.975	101.396	84.215	103.847	104.761	76.721	97.284
13	T												3.4115	5.1952		
	S												111.521	102.892		

Event: Cooper Tires Pro Mazda GP of Mid-Ohio

Round 7 / 8 / 9

Track: Mid-Ohio Sports Car Course

2.258 mile(s)



Report: Section Data Report

Pro Mazda

Session: Qualifications - Race 1

July 28, 2017

Section Data for Car 23 - Franzoni, Victor

Lap	T/S	I1 to I2	I2 to I3	I4 to I5	I5 to I6	I6 to I7	Lap	PI to PO	PO to SF	SF to PI
1	T	12.2068	16.8401	16.9109	11.2360	8.9812	83.9911		86.0521	
	S	112.828	94.296	84.305	94.785	101.879	96.782		88.480	
2	T	11.4549	16.5219	16.4336	11.0705	8.4791	81.3175			
	S	120.234	96.112	86.754	96.202	107.912	99.964			
3	T	11.4152	16.5026	16.2626	11.0024	8.3343	80.8770			
	S	120.653	96.225	87.666	96.797	109.787	100.508			
4	T	11.2506	16.2189	16.1341	10.9189	8.2441	79.8898			
	S	122.418	97.908	88.365	97.537	110.988	101.750			
5	T	11.3889	17.1455	16.5687	11.2273	8.2404	81.7323			
	S	120.931	92.616	86.047	94.858	111.038	99.456			
6	T	12.4502	16.9865	16.7741	11.5840	8.3601	83.7658			
	S	110.623	93.483	84.993	91.937	109.448	97.042			
7	T	11.4394	16.4779	16.1740	11.0061	9.1961	82.1103			
	S	120.397	96.369	88.147	96.765	99.499	98.999			
8	T	11.5707	16.5150	16.3490	11.0964	8.2469	81.0062			77.8601
	S	119.031	96.152	87.203	95.977	110.951	100.348			98.673
9	T		16.9218	16.3886	10.9422	8.5104	157.3884	80.8345	79.9790	
	S		93.841	86.992	97.330	107.516	51.648	11.109	95.198	
10	T	11.3198	16.5104	15.9826	11.0023	8.4446	80.5659			
	S	121.669	96.179	89.202	96.798	108.353	100.896			
11	T	11.1927	16.3618	16.0532	11.1829	8.2407	80.1226			
	S	123.051	97.053	88.810	95.235	111.034	101.455			
12	T	11.5112	16.3554	16.1452	11.6201	8.7661	81.6190			79.3040
	S	119.646	97.091	88.304	91.652	104.379	99.594			96.877
13	T					8.6067				
	S					106.313				

Event: Cooper Tires Pro Mazda GP of Mid-Ohio
Track: Mid-Ohio Sports Car Course
Report: Section Data Report
Session: Qualifications - Race 1

Round 7 / 8 / 9
2.258 mile(s)
Pro Mazda
July 28, 2017



Section Data for Car 31 - Puderbach*, Brendan (R)

Lap	T/SF to I1	I1 to I2A	I2A to I2	I2 to I3A	I3A to I3	I3 to I4	I4 to I5A	I5A to I5B	I5B to I5	I5 to I6A	I6A to I6	I6 to I7A	I7A to I7	I7 to I8	I8 to SF	
1	T	4.7803	7.9038	5.1580	9.2535	8.5121	2.9225	7.7927	5.5317	4.9113	5.6022	6.8538	3.7343	6.6502	6.6410	5.0608
	S	107.829	101.361	111.698	66.977	113.742	131.114	89.857	69.393	69.552	91.036	80.977	101.881	80.380	62.217	88.245
2	T	4.7055	7.3487	4.8267	8.7362	8.4171	2.9038	7.7874	5.4801	4.8116	5.3547	6.7098	3.5016	6.0853	5.9733	4.8834
	S	109.543	109.017	119.364	70.943	115.026	131.959	89.918	70.047	70.993	95.243	82.715	108.652	87.842	69.171	91.451
3	T	4.6780	7.5004	4.9523	8.5406	8.3604	2.8903	7.6015	5.3602	4.6564	5.4161	7.0295	3.5064	5.9481	5.7988	4.7882
	S	110.187	106.812	116.337	72.568	115.806	132.575	92.117	71.614	73.359	94.164	78.953	108.503	89.868	71.253	93.269
4	T	4.6067	7.1781	4.7400	8.6088	8.3289	2.8733	7.5332	5.3789	4.6952	5.3825	6.8272	3.5510	6.2330	5.8960	4.7599
	S	111.892	111.608	121.548	71.993	116.244	133.359	92.952	71.365	72.753	94.752	81.292	107.140	85.761	70.078	93.824
5	T	4.5828	7.2540	4.7116	8.4319	8.3163	2.8766	7.4951	5.2807	4.7111	5.2559	6.6347	3.4574	5.5709	5.6989	4.8110
	S	112.476	110.441	122.280	73.503	116.420	133.207	93.425	72.692	72.508	97.034	83.651	110.041	95.953	72.502	92.827
6	T	4.5764	7.2700	4.7006	8.4908	8.3417	2.8836	7.1723	5.2744	4.6317	5.2312	6.6716	3.4328	5.5264	5.6821	4.7701
	S	112.633	110.198	122.567	72.993	116.065	132.883	97.629	72.779	73.751	97.492	83.188	110.829	96.726	72.716	93.623
7	T	4.5898	7.1774	4.6578	8.4711	8.3232	2.8809	7.4645	5.2649	4.6981	5.1950	6.5315	3.4984	5.6307	5.6625	4.7781
	S	112.304	111.619	123.693	73.163	116.323	133.008	93.808	72.910	72.708	98.171	84.973	108.751	94.934	72.968	93.466
8	T	4.6401	7.3061	4.6924	8.4181	8.3156	2.8779	7.2264	5.2639	4.5148	5.2235	6.5159	3.4220	5.6861	5.6323	4.7152
	S	111.087	109.653	122.781	73.624	116.430	133.146	96.898	72.924	75.660	97.636	85.176	111.179	94.009	73.359	94.713
9	T	4.6327	7.1194	4.6517	35.0756	9.5797	3.1093	8.5451	5.4879	4.8471	5.7173	6.9114	3.4080	5.4258	5.4935	4.7715
	S	111.264	112.529	123.855	17.670	101.066	123.237	81.945	69.947	70.473	89.203	80.302	111.636	98.519	75.213	93.595
10	T	4.6826	7.3418	4.7168	8.6448	8.3316	2.8806	7.3569	5.3789	4.6774	5.2626	6.5209	3.4775	5.8157	5.6200	4.8481
	S	110.079	109.120	122.146	71.693	116.206	133.022	95.180	71.365	73.030	96.910	85.111	109.405	91.914	73.520	92.117
11	T	4.5988	7.1929	4.6854	8.5677	8.2951	2.8760	7.2670	5.2179	4.6505	5.3011	6.5648	3.4336	5.4208	5.6303	4.7356
	S	112.085	111.379	122.964	72.338	116.717	133.234	96.357	73.567	73.453	96.206	84.542	110.803	98.610	73.385	94.305
12	T	4.6048	7.2262	4.7242	8.5082	8.3041	2.8829	7.2786	5.2409	4.6669	5.2341	6.4008	3.4150	5.4232	5.6720	4.7217
	S	111.939	110.866	121.954	72.844	116.591	132.915	96.204	73.244	73.194	97.438	86.708	111.407	98.566	72.846	94.583
13	T	4.6410	7.4604	4.6895	8.5791	8.3416	2.8937	7.3809	5.2695	4.5662	5.2331	6.4462	3.4118	5.4727	5.6856	4.7693
	S	111.065	107.385	122.857	72.242	116.067	132.419	94.870	72.846	74.809	97.457	86.097	111.511	97.675	72.672	93.639
14	T												3.6456	6.7918		
	S												104.360	78.705		

Event: Cooper Tires Pro Mazda GP of Mid-Ohio
Track: Mid-Ohio Sports Car Course
Report: Section Data Report
Session: Qualifications - Race 1

Round 7 / 8 / 9
 2.258 mile(s)
 Pro Mazda
 July 28, 2017



Section Data for Car 31 - Puderbach*, Brendan (R)

Lap	T/S	I1 to I2	I2 to I3	I4 to I5	I5 to I6	I6 to I7	Lap	PO to SF	SF to PI
1	T	13.0618	17.7656	18.2357	12.4560	10.3845	91.3082	99.1974	
	S	105.443	89.384	78.181	85.501	88.112	89.026	76.755	
2	T	12.1754	17.1533	18.0791	12.0645	9.5869	87.5252		
	S	113.119	92.574	78.858	88.276	95.443	92.874		
3	T	12.4527	16.9010	17.6181	12.4456	9.4545	87.0272		
	S	110.600	93.956	80.921	85.572	96.779	93.405		
4	T	11.9181	16.9377	17.6073	12.2097	9.7840	86.5927		
	S	115.561	93.753	80.971	87.226	93.520	93.874		
5	T	11.9656	16.7482	17.4869	11.8906	9.0283	85.0889		
	S	115.103	94.813	81.529	89.567	101.348	95.533		
6	T	11.9706	16.8325	17.0784	11.9028	8.9592	84.6557		
	S	115.055	94.339	83.479	89.475	102.130	96.022		
7	T	11.8352	16.7943	17.4275	11.7265	9.1291	84.8239		
	S	116.371	94.553	81.806	90.820	100.229	95.831		
8	T	11.9985	16.7337	17.0051	11.7394	9.1081	84.4503		
	S	114.787	94.896	83.838	90.720	100.460	96.255		
9	T	11.7711	44.6553	18.8801	12.6287	8.8338	114.7760		
	S	117.005	35.560	75.512	84.332	103.579	70.823		
10	T	12.0586	16.9764	17.4132	11.7835	9.2932	85.5562		
	S	114.215	93.539	81.874	90.381	98.459	95.011		
11	T	11.8783	16.8628	17.1354	11.8659	8.8544	84.4375		
	S	115.949	94.169	83.201	89.753	103.338	96.270		
12	T	11.9504	16.8123	17.1864	11.6349	8.8382	84.3036		
	S	115.249	94.452	82.954	91.535	103.528	96.423		
13	T	12.1499	16.9207	17.2166	11.6793	8.8845	84.8406		83.9044
	S	113.357	93.847	82.809	91.187	102.988	95.813		91.565
14	T					10.4374			
	S					87.666			

Event: Cooper Tires Pro Mazda GP of Mid-Ohio
Track: Mid-Ohio Sports Car Course
Report: Section Data Report
Session: Qualifications - Race 1

Round 7 / 8 / 9
2.258 mile(s)
Pro Mazda
July 28, 2017



Section Data for Car 5 - Bury*, Kevin (R)

Lap	T/SF to I1	I1 to I2A	I2A to I2	I2 to I3A	I3A to I3	I3 to I4	I4 to I5A	I5A to I5B	I5B to I5	I5 to I6A	I6A to I6	I6 to I7A	I7A to I7	I7 to I8	I8 to SF	
1	T	5.1563	8.9282	5.3557	9.8977	8.6397	2.9427	9.0459	5.8404	5.6128	5.9690	7.4657	4.0673	7.5155	6.9762	5.5280
	S	99.966	89.731	107.574	62.618	112.062	130.214	77.408	65.726	60.859	85.441	74.340	93.540	71.126	59.227	80.787
2	T	4.7970	8.1407	5.0059	9.4319	8.4835	2.9136	9.1268	5.6839	5.4629	5.8484	7.6608	3.6192	6.4075	6.4242	4.9868
	S	107.454	98.411	115.091	65.710	114.125	131.515	76.722	67.535	62.529	87.203	72.447	105.121	83.425	64.316	89.555
3	T	4.8592	8.1047	5.0458	9.3369	8.5063	2.9074	8.6048	5.6917	5.5157	5.8237	7.3276	3.6283	6.4323	6.4611	5.2136
	S	106.078	98.848	114.181	66.379	113.819	131.795	81.376	67.443	61.931	87.573	75.741	104.858	83.103	63.949	85.659
4	T	4.7796	8.0782	4.9177	9.1601	8.4943	3.1725	9.5567	5.5604	5.6732	5.7807	7.2819	3.5991	6.2703	6.3610	5.0682
	S	107.845	99.173	117.156	67.660	113.980	120.782	73.271	69.035	60.211	88.225	76.216	105.708	85.250	64.955	88.116
5	T	4.8418	8.0463	5.0649	9.2224	8.6481	2.9112	8.9014	5.5814	5.2839	5.6507	7.2706	3.6278	6.4697	6.4267	5.0302
	S	106.459	99.566	113.751	67.203	111.953	131.623	78.665	68.776	64.647	90.254	76.335	104.872	82.623	64.291	88.782
6	T	4.7830	7.9799	5.0220	9.0572	8.4251	2.8908	8.4688	5.5304	5.2743	5.5935	7.1755	3.6708	6.0268	6.0790	4.9896
	S	107.768	100.394	114.722	68.429	114.916	132.552	82.683	69.410	64.765	91.177	77.347	103.643	88.695	67.969	89.504
7	T	4.7089	7.8060	4.8921	9.0272	8.4721	2.9004	8.8142	5.5108	5.4121	5.5868	7.2165	3.5817	6.1421	6.0121	4.9332
	S	109.464	102.631	117.769	68.656	114.279	132.113	79.443	69.657	63.116	91.287	76.907	106.222	87.030	68.725	90.528
8	T	4.6706	8.0473	4.9371	9.1299	8.4160	2.8868	8.5163	5.4987	5.3712	5.5943	7.3273	3.5544	6.1862	6.5265	5.0053
	S	110.362	99.553	116.695	67.884	115.041	132.736	82.222	69.810	63.597	91.164	75.744	107.038	86.409	63.308	89.224
9	T	4.7413	8.0070	5.6416	9.1691	8.4494	2.9702	8.7730	5.5709	5.2050	5.5664	7.1405	3.5927	6.2294	6.2788	5.0089
	S	108.716	100.054	102.123	67.594	114.586	129.009	79.816	68.905	65.627	91.621	77.726	105.897	85.810	65.806	89.159
10	T	4.7421	7.8887	5.1684	8.9271	8.4542	2.8906	8.0013	5.4326	5.3512	5.5357	7.1427	3.5949	6.0581	6.2175	4.9385
	S	108.698	101.555	111.473	69.426	114.521	132.561	87.514	70.659	63.834	92.129	77.702	105.832	88.236	66.455	90.430
11	T	4.6926	8.2145	4.9644	9.0519	8.3810	2.8880	8.9023	5.4863	5.3243	5.4852	7.2975	3.5492	6.0580	6.1726	4.9147
	S	109.844	97.527	116.054	68.469	115.521	132.681	78.657	69.968	64.157	92.977	76.053	107.194	88.238	66.938	90.868
12	T	4.6876	7.8365	4.8146	8.9544	8.3971	2.8896	8.3421	5.4477	5.1593	5.4975	7.0221	3.5518	6.2124	6.1355	4.9190
	S	109.961	102.231	119.664	69.214	115.300	132.607	83.939	70.463	66.209	92.769	79.036	107.116	86.045	67.343	90.789
13	T												3.5974	6.6572		
	S												105.758	80.296		

Event: Cooper Tires Pro Mazda GP of Mid-Ohio
Track: Mid-Ohio Sports Car Course
Report: Section Data Report
Session: Qualifications - Race 1

Round 7 / 8 / 9
 2.258 mile(s)
 Pro Mazda
 July 28, 2017



Section Data for Car 5 - Bury*, Kevin (R)

Lap	T/S	I1 to I2	I2 to I3	I4 to I5	I5 to I6	I6 to I7	Lap	PO to SF	SF to PI
1	T	14.2839	18.5374	20.4991	13.4347	11.5828	98.9411	108.0742	
	S	96.421	85.662	69.549	79.272	78.996	82.158	70.450	
2	T	13.1466	17.9154	20.2736	13.5092	10.0267	93.9931		
	S	104.763	88.636	70.322	78.835	91.256	86.483		
3	T	13.1505	17.8432	19.8122	13.1513	10.0606	93.4591		
	S	104.732	88.995	71.960	80.981	90.949	86.977		
4	T	12.9959	17.6544	20.7903	13.0626	9.8694	93.7539		
	S	105.977	89.947	68.574	81.530	92.711	86.704		
5	T	13.1112	17.8705	19.7667	12.9213	10.0975	92.9771		
	S	105.046	88.859	72.125	82.422	90.616	87.428		
6	T	13.0019	17.4823	19.2735	12.7690	9.6976	90.9667		
	S	105.929	90.832	73.971	83.405	94.353	89.360		
7	T	12.6981	17.4993	19.7371	12.8033	9.7238	91.0162		
	S	108.463	90.744	72.234	83.182	94.099	89.312		
8	T	12.9844	17.5459	19.3862	12.9216	9.7406	91.6679		
	S	106.071	90.503	73.541	82.420	93.937	88.677		
9	T	13.6486	17.6185	19.5489	12.7069	9.8221	92.3442		
	S	100.909	90.130	72.929	83.813	93.157	88.027		
10	T	13.0571	17.3813	18.7851	12.6784	9.6530	90.3436		
	S	105.481	91.360	75.894	84.001	94.789	89.976		
11	T	13.1789	17.4329	19.7129	12.7827	9.6072	91.3825		
	S	104.506	91.090	72.322	83.316	95.241	88.954		
12	T	12.6511	17.3515	18.9491	12.5196	9.7642	89.8672		88.9028
	S	108.866	91.517	75.237	85.067	93.710	90.453		86.417
13	T					10.2546			
	S					89.228			

Event: Cooper Tires Pro Mazda GP of Mid-Ohio
 Track: Mid-Ohio Sports Car Course
 Report: Section Data Report
 Session: Qualifications - Race 1

Round 7 / 8 / 9
 2.258 mile(s)
 Pro Mazda
 July 28, 2017



Section Data for Car 57 - Kaminsky*, Bob

Lap	T/SF to I1	I1 to I2A	I2A to I2	I2 to I3A	I3A to I3	I3 to I4	I4 to I5A	I5A to I5B	I5B to I5	I5 to I6A	I6A to I6	I6 to I7A	I7A to I7	I7 to I8	I8 to SF	
1	T	4.7034	7.7449	4.9249	8.9214	8.4075	2.8980	7.5851	5.5104	4.6595	5.4181	6.6178	3.5701	6.0507	6.1828	4.9135
	S	109.592	103.441	116.984	69.470	115.157	132.223	92.316	69.662	73.311	94.129	83.865	106.567	88.344	66.828	90.891
2	T	4.6632	7.4840	4.8266	8.7670	8.3295	2.8798	7.3723	5.2584	4.6286	5.1870	6.4025	3.4925	5.9731	5.8626	4.8874
	S	110.537	107.047	119.367	70.694	116.235	133.058	94.981	73.000	73.800	98.323	86.685	108.935	89.492	70.478	91.376
3	T	4.5261	7.1300	4.7174	8.5453	8.3217	2.8812	7.2882	5.2040	4.6152	5.3166	6.4141	3.4531	5.5165	5.6512	4.6857
	S	113.885	112.361	122.130	72.528	116.344	132.994	96.077	73.763	74.014	95.926	86.528	110.178	96.899	73.114	95.309
4	T	4.5862	7.3316	4.7632	8.3941	8.2792	2.8771	7.3447	5.2159	4.5814	5.1648	6.4302	3.4289	5.3116	5.5777	4.6718
	S	112.393	109.272	120.956	73.834	116.941	133.183	95.338	73.595	74.560	98.745	86.311	110.955	100.637	74.077	95.593
5	T	4.5743	7.2147	4.7246	8.4414	8.2730	2.8866	7.1257	5.0596	4.4757	5.1372	6.3300	3.4245	5.3941	5.5284	4.7000
	S	112.685	111.042	121.944	73.421	117.029	132.745	98.268	75.868	76.321	99.276	87.678	111.098	99.098	74.738	95.019
6	T	4.4936	7.1193	4.6581	8.5190	8.3207	2.8904	7.3062	5.3051	4.4657	5.0862	6.3482	3.4369	5.3387	5.5028	4.6521
	S	114.709	112.530	123.685	72.752	116.358	132.571	95.840	72.357	76.492	100.271	87.426	110.697	100.127	75.086	95.998
7	T	4.5164	7.1265	4.6524	8.5261	8.3283	2.8764	7.2154	5.1316	4.4773	5.1554	6.3196	3.4036	5.4576	5.5647	4.7414
	S	114.130	112.417	123.836	72.691	116.252	133.216	97.046	74.804	76.294	98.925	87.822	111.780	97.945	74.251	94.190
8	T	4.4850	7.0266	4.6083	8.4203	8.3069	2.8721	7.0713	5.1562	4.4143	5.1346	6.3178	3.3892	5.3540	5.5286	4.6517
	S	114.929	114.015	125.021	73.605	116.552	133.415	99.024	74.447	77.383	99.326	87.847	112.255	99.840	74.735	96.006
9	T	5.9837	9.5160	6.1952	8.8418	9.1997	2.9825	7.6257	5.2707	4.6488	5.1285	6.3877	3.3786	5.3020	5.9308	6.2459
	S	86.143	84.188	92.997	70.096	105.241	128.477	91.825	72.830	73.479	99.444	86.886	112.607	100.820	69.667	71.501
10	T	4.5149	7.4932	4.7818	8.5429	8.3170	2.8899	7.2647	5.1197	4.4958	5.1514	6.3556	3.4121	5.2920	5.5129	4.7041
	S	114.167	106.915	120.485	72.548	116.410	132.593	96.388	74.978	75.980	99.002	87.325	111.502	101.010	74.948	94.937
11	T	4.5182	7.0622	4.6448	8.3924	8.2900	2.8779	7.1316	5.0898	4.5426	5.1548	6.2954	3.4103	5.3037	5.4592	4.6902
	S	114.084	113.440	124.039	73.849	116.789	133.146	98.187	75.418	75.197	98.937	88.160	111.560	100.787	75.685	95.218
12	T	4.4613	7.1119	4.7085	8.3705	8.2982	2.8996	7.2153	5.0813	4.4123	5.0802	6.2541	3.4057	5.2021	5.4983	4.6362
	S	115.539	112.647	122.361	74.042	116.674	132.150	97.048	75.544	77.418	100.390	88.742	111.711	102.756	75.147	96.327
13	T	4.4682	7.0384	4.6339	8.5692	8.3191	2.8922	7.2498	5.0901	4.4017	5.1292	6.3172	3.3766	5.2202	5.6143	4.5956
	S	115.361	113.824	124.331	72.326	116.381	132.488	96.586	75.414	77.604	99.431	87.855	112.674	102.399	73.595	97.178
14	T	4.4654	6.9399	4.5631	8.2442	8.2603	2.9000	7.1913	5.0291	4.3860	5.0478	6.1619	3.3941	5.2446	5.5454	4.6811
	S	115.433	115.439	126.260	75.177	117.209	132.132	97.371	76.328	77.882	101.034	90.070	112.093	101.923	74.509	95.403
15	T												3.3759	6.7275		
	S												112.697	79.457		

Event: Cooper Tires Pro Mazda GP of Mid-Ohio
 Track: Mid-Ohio Sports Car Course
 Report: Section Data Report
 Session: Qualifications - Race 1

Round 7 / 8 / 9
 2.258 mile(s)
 Pro Mazda
 July 28, 2017



Section Data for Car 57 - Kaminsky*, Bob

Lap	T/S	I1 to I2	I2 to I3	I4 to I5	I5 to I6	I6 to I7	Lap	PO to SF	SF to PI
1	T	12.6698	17.3289	17.7550	12.0359	9.6208	88.1081	93.6386	
	S	108.705	91.636	80.297	88.485	95.106	92.259	81.311	
2	T	12.3106	17.0965	17.2593	11.5895	9.4656	86.0145		
	S	111.877	92.882	82.604	91.894	96.666	94.505		
3	T	11.8474	16.8670	17.1074	11.7307	8.9696	84.2663		
	S	116.251	94.146	83.337	90.787	102.011	96.466		
4	T	12.0948	16.6733	17.1420	11.5950	8.7405	83.9584		
	S	113.873	95.239	83.169	91.850	104.685	96.819		
5	T	11.9393	16.7144	16.6610	11.4672	8.8186	83.2898		
	S	115.356	95.005	85.570	92.874	103.758	97.597		
6	T	11.7774	16.8397	17.0770	11.4344	8.7756	83.4430		
	S	116.942	94.298	83.485	93.140	104.266	97.417		
7	T	11.7789	16.8544	16.8243	11.4750	8.8612	83.4927		
	S	116.927	94.216	84.739	92.810	103.259	97.359		
8	T	11.6349	16.7272	16.6418	11.4524	8.7432	82.7369		
	S	118.374	94.932	85.669	92.994	104.653	98.249		
9	T	15.7112	18.0415	17.5452	11.5162	8.6806	92.6376		
	S	87.662	88.017	81.258	92.478	105.407	87.748		
10	T	12.2750	16.8599	16.8802	11.5070	8.7041	83.8480		
	S	112.201	94.185	84.459	92.552	105.123	96.947		
11	T	11.7070	16.6824	16.7640	11.4502	8.7140	82.8631		
	S	117.645	95.187	85.044	93.011	105.003	98.099		
12	T	11.8204	16.6687	16.7089	11.3343	8.6078	82.6355		
	S	116.517	95.266	85.325	93.963	106.299	98.369		
13	T	11.6723	16.8883	16.7416	11.4464	8.5968	82.9157		
	S	117.995	94.027	85.158	93.042	106.435	98.037		
14	T	11.5030	16.5045	16.6064	11.2097	8.6387	82.0542		83.2139
	S	119.732	96.213	85.851	95.007	105.919	99.066		92.325
15	T					10.1034			
	S					90.564			

Event: Cooper Tires Pro Mazda GP of Mid-Ohio
Track: Mid-Ohio Sports Car Course
Report: Section Data Report
Session: Qualifications - Race 1

Round 7 / 8 / 9
2.258 mile(s)
Pro Mazda
July 28, 2017



Section Data for Car 6 - Hanratty, Max (R)

Lap	T/SF to I1	I1 to I2A	I2A to I2	I2 to I3A	I3A to I3	I3 to I4	I4 to I5A	I5A to I5B	I5B to I5	I5 to I6A	I6A to I6	I6 to I7A	I7A to I7	I7 to I8	I8 to SF	
1	T	4.6152	7.5690	4.7528	8.7384	8.3006	2.8637	7.4922	5.4194	4.6941	5.2236	6.6215	3.7461	6.6241	6.5435	4.7383
	S	111.686	105.844	121.220	70.925	116.640	133.807	93.461	70.831	72.770	97.634	83.818	101.560	80.697	63.144	94.251
2	T	4.5257	7.3644	4.7430	8.6248	8.2505	2.8426	7.3431	5.3034	4.7045	5.1241	6.5412	3.4787	6.0979	6.0927	4.6415
	S	113.895	108.785	121.471	71.859	117.348	134.800	95.359	72.381	72.609	99.530	84.847	109.367	87.661	67.816	96.217
3	T	4.4527	7.1571	4.6602	8.4008	8.1969	2.8331	7.1922	5.2111	4.5955	5.1588	6.3720	3.4130	5.4418	5.8110	4.6084
	S	115.762	111.936	123.629	73.775	118.116	135.252	97.359	73.663	74.332	98.860	87.100	111.472	98.230	71.103	96.908
4	T	4.4514	7.0351	4.6589	8.5211	8.2137	2.8479	7.2221	5.1613	4.5214	5.1012	6.3784	3.3789	5.3653	5.7368	4.6771
	S	115.796	113.877	123.664	72.734	117.874	134.549	96.956	74.373	75.550	99.976	87.012	112.597	99.630	72.023	95.485
5	T	4.4529	7.0339	4.6342	8.3400	8.1507	2.8230	7.3055	5.2517	4.7872	5.2746	6.4002	3.3777	5.1776	5.8993	4.6335
	S	115.757	113.896	124.323	74.313	118.785	135.736	95.849	73.093	71.355	96.690	86.716	112.637	103.242	70.039	96.383
6	T	4.5568	7.4326	4.8164	8.5167	8.2089	2.8247	7.5408	5.4120	5.0001	5.9882	6.7124	3.4053	5.5112	5.6245	4.6265
	S	113.118	107.787	119.620	72.771	117.943	135.654	92.858	70.928	68.317	85.167	82.683	111.724	96.993	73.461	96.529
7	T	4.4449	7.0642	4.6122	8.4943	8.2438	2.8556	7.1619	5.1305	4.4931	5.0124	6.3133	3.4246	5.5113	5.8357	4.6351
	S	115.965	113.408	124.916	72.963	117.444	134.186	97.771	74.820	76.026	101.748	87.910	111.095	96.991	70.802	96.350
8	T	4.4395	6.9597	4.6216	8.3617	8.2081	2.8498	7.0293	5.1037	4.4461	5.1143	6.4429	3.3638	5.2376	5.7402	4.5959
	S	116.106	115.111	124.662	74.120	117.954	134.459	99.616	75.213	76.829	99.720	86.141	113.103	102.059	71.980	97.172
9	T	4.4404	7.0013	4.6085	8.2925	8.2359	2.8528	7.1193	5.0962	4.4647	5.0711	6.2942	3.4046	5.8017	5.7419	4.5776
	S	116.083	114.427	125.016	74.739	117.556	134.318	98.356	75.324	76.509	100.570	88.176	111.747	92.136	71.959	97.560
10	T	4.4405	7.0030	4.5818	8.3012	8.1940	2.8500	7.0761	5.1004	4.4751	5.0572	6.3156	3.3601	5.1745	5.7491	4.6068
	S	116.080	114.399	125.745	74.661	118.157	134.450	98.957	75.261	76.331	100.846	87.878	113.227	103.304	71.869	96.942
11	T	4.4175	6.9191	4.6068	8.3304	8.1901	2.8405	6.9436	5.0469	4.3764	5.0574	6.2722	3.3681	5.1720	5.6446	4.5937
	S	116.685	115.786	125.062	74.399	118.214	134.899	100.845	76.059	78.053	100.842	88.486	112.958	103.354	73.199	97.218
12	T	4.3862	7.2747	4.6690	8.2741	8.1919	2.8454	7.1384	5.1162	4.5451	5.0660	6.3169	3.3591	5.1049	5.5428	4.5731
	S	117.517	110.126	123.396	74.905	118.188	134.667	98.093	75.029	75.156	100.671	87.860	113.261	104.712	74.544	97.656
13	T	4.4249	7.0165	4.6161	8.3370	8.1893	2.8487	7.1805	5.1668	4.6474	6.2533	6.4501	3.3730	5.4142	5.7390	4.5961
	S	116.490	114.179	124.810	74.340	118.225	134.511	97.518	74.294	73.502	81.557	86.045	112.794	98.730	71.995	97.167
14	T												3.3798	5.5707		
	S												112.567	95.957		

Event: Cooper Tires Pro Mazda GP of Mid-Ohio
Track: Mid-Ohio Sports Car Course
Report: Section Data Report
Session: Qualifications - Race 1

Round 7 / 8 / 9
2.258 mile(s)
Pro Mazda
July 28, 2017



Section Data for Car 6 - Hanratty, Max (R)

Lap	T/S	I1 to I2	I2 to I3	I4 to I5	I5 to I6	I6 to I7	Lap	PO to SF	SF to PI
1	T	12.3218	17.0390	17.6057	11.8451	10.3702	87.9425	96.4889	
	S	111.775	93.195	80.978	89.911	88.234	92.433	78.909	
2	T	12.1074	16.8753	17.3510	11.6653	9.5766	85.6781		
	S	113.755	94.099	82.167	91.296	95.545	94.876		
3	T	11.8173	16.5977	16.9988	11.5308	8.8548	83.5046		
	S	116.547	95.673	83.870	92.361	103.334	97.346		
4	T	11.6940	16.7348	16.9048	11.4796	8.7442	83.2706		
	S	117.776	94.889	84.336	92.773	104.641	97.619		
5	T	11.6681	16.4907	17.3444	11.6748	8.5553	83.5420		
	S	118.037	96.294	82.198	91.222	106.951	97.302		
6	T	12.2490	16.7256	17.9529	12.7006	8.9165	86.1771		
	S	112.440	94.942	79.412	83.854	102.619	94.327		
7	T	11.6764	16.7381	16.7855	11.3257	8.9359	83.2329		
	S	117.954	94.871	84.935	94.034	102.396	97.663		
8	T	11.5813	16.5698	16.5791	11.5572	8.6014	82.5142		
	S	118.922	95.834	85.993	92.150	106.378	98.514		
9	T	11.6098	16.5284	16.6802	11.3653	9.2063	83.0027		
	S	118.630	96.074	85.472	93.706	99.388	97.934		
10	T	11.5848	16.4952	16.6516	11.3728	8.5346	82.2854		
	S	118.886	96.268	85.618	93.644	107.211	98.788		
11	T	11.5259	16.5205	16.3669	11.3296	8.5401	81.7793		
	S	119.494	96.120	87.108	94.002	107.142	99.399		
12	T	11.9437	16.4660	16.7997	11.3829	8.4640	82.4038		
	S	115.314	96.438	84.864	93.561	108.105	98.646		
13	T	11.6326	16.5263	16.9947	12.7034	8.7872	84.2529		81.6494
	S	118.398	96.087	83.890	83.836	104.129	96.481		94.094
14	T					8.9505			
	S					102.229			

Event: Cooper Tires Pro Mazda GP of Mid-Ohio
Track: Mid-Ohio Sports Car Course
Report: Section Data Report
Session: Qualifications - Race 1

Round 7 / 8 / 9
2.258 mile(s)
Pro Mazda
July 28, 2017



Section Data for Car 60 - Green, Jeff (R)

Lap	T/SF to I1	I1 to I2A	I2A to I2	I2 to I3A	I3A to I3	I3 to I4	I4 to I5A	I5A to I5B	I5B to I5	I5 to I6A	I6A to I6	I6 to I7A	I7A to I7	I7 to I8	I8 to SF	
1	T	4.6187	8.1882	4.9281	9.2907	8.3017	2.8441	8.2813	5.5161	5.0113	5.5302	6.5551	3.5878	6.2796	6.0062	4.8523
	S	111.602	97.840	116.908	66.709	116.625	134.729	84.555	69.590	68.164	92.221	84.667	106.041	85.124	68.793	92.037
2	T	4.7894	7.7215	4.8502	9.0485	8.3459	2.8911	7.6072	6.1755	5.2993	5.2398	6.5448	3.4401	13.9939	6.8042	5.1862
	S	107.624	103.754	118.786	68.495	116.007	132.538	92.048	62.159	64.460	97.332	84.800	110.594	38.198	60.725	86.111
3	T	4.5423	7.2163	4.7063	8.7170	8.3149	2.8859	7.5056	5.3045	4.7968	5.2350	9.5757	3.4294	5.5197	5.7913	4.7777
	S	113.479	111.018	122.418	71.099	116.439	132.777	93.294	72.366	71.212	97.421	57.959	110.939	96.843	71.345	93.474
4	T			4.9412	8.8467	8.3701	2.8968	7.7275	5.3591	4.6681	5.1742	6.3950	5.1899	5.9227		
	S			116.598	70.057	115.671	132.278	90.615	71.628	73.176	98.566	86.787	73.307	90.254		
5	T	4.6657	7.1285	4.6613	8.5876	8.2364	2.8588	7.4044	5.2358	4.8274	5.2039	6.4333	3.4433	5.3956	6.8269	5.8072
	S	110.477	112.385	123.600	72.171	117.549	134.036	94.569	73.315	70.761	98.003	86.270	110.491	99.071	60.523	76.903
6	T	4.5202	7.8242	4.7805	8.6545	8.3043	2.8823	7.2943	5.2556	4.6747	5.1416	6.4315	3.4340	5.3128	5.7137	4.6112
	S	114.034	102.392	120.518	71.613	116.588	132.943	95.997	73.039	73.072	99.191	86.294	110.790	100.615	72.314	96.849
7	T	4.4845	7.4304	4.7690	8.8331	8.2607	2.8604	7.3156	5.2361	4.5657	5.1324	6.4208	3.4424	5.3525	5.6221	4.7708
	S	114.941	107.819	120.809	70.165	117.203	133.961	95.717	73.311	74.817	99.369	86.438	110.520	99.868	73.492	93.609
8	T	4.5151	7.1487	4.6663	8.6726	8.2764	2.8723	7.3634	5.1882	4.8694	5.2662	6.4813	3.4127	5.2931	5.4443	4.8330
	S	114.162	112.067	123.467	71.463	116.981	133.406	95.096	73.988	70.151	96.844	85.631	111.482	100.989	75.893	92.404
9	T	4.4833	7.2730	4.7174	9.0146	8.3390	2.8875	7.2987	5.4357	4.6682	5.1306	6.4471	3.5041	5.8764	5.4027	4.7350
	S	114.972	110.152	122.130	68.752	116.103	132.704	95.939	70.619	73.174	99.404	86.085	108.574	90.965	76.477	94.317
10	T	4.4642	7.1670	4.7188	8.6270	8.2650	2.8770	7.3684	5.4274	4.6198	5.1425	6.2900	3.4474	5.3989	5.6464	4.6546
	S	115.464	111.781	122.094	71.841	117.142	133.188	95.031	70.727	73.941	99.174	88.235	110.360	99.010	73.176	95.946
11	T	4.4213	7.1143	4.7108	8.6665	8.2751	2.8740	7.2809	5.3418	4.5061	5.1535	6.2269	3.4298	5.4442	5.6258	4.6240
	S	116.584	112.609	122.301	71.514	116.999	133.327	96.173	71.860	75.806	98.962	89.129	110.926	98.186	73.444	96.581
12	T	4.4529	7.1446	4.6732	8.6362	8.2799	2.8836	7.2916	5.1547	4.5639	5.1381	6.3805	3.4321	5.3093	5.8767	4.5606
	S	115.757	112.132	123.285	71.765	116.932	132.883	96.032	74.469	74.846	99.258	86.984	110.852	100.681	70.308	97.924
13	T	4.4936	7.1675	4.6809	8.6105	8.3095	2.8979	7.3182	5.2946	4.6172	5.1439	6.4244	3.4329	5.2159	5.4485	4.7722
	S	114.709	111.773	123.082	71.979	116.515	132.227	95.683	72.501	73.982	99.147	86.389	110.826	102.484	75.834	93.582
14	T												3.4461	5.4034		
	S												110.401	98.928		

Event: Cooper Tires Pro Mazda GP of Mid-Ohio
Track: Mid-Ohio Sports Car Course
Report: Section Data Report
Session: Qualifications - Race 1

Round 7 / 8 / 9
 2.258 mile(s)
 Pro Mazda
 July 28, 2017



Section Data for Car 60 - Green, Jeff (R)

Lap	T/S	I1 to I2	I2 to I3	I4 to I5	I5 to I6	I6 to I7	Lap	PI to PO	PO to SF	SF to PI
1	T	13.1163	17.5924	18.8087	12.0853	9.8674	89.7914		94.8858	
	S	105.005	90.264	75.799	88.124	92.730	90.530		80.242	
2	T	12.5717	17.3944	19.0820	11.7846	17.4340	97.9376			
	S	109.553	91.291	74.713	90.372	52.484	83.000			
3	T	11.9226	17.0319	17.6069	14.8107	8.9491	88.3184			86.2836
	S	115.518	93.234	80.973	71.907	102.245	92.040			89.040
4	T		17.2168	17.7547	11.5692	11.1126	122.0597	41.2340	84.8154	
	S		92.233	80.299	92.055	82.339	66.597	21.777	89.770	
5	T	11.7898	16.8240	17.4676	11.6372	8.8389	86.7161			
	S	116.819	94.386	81.619	91.517	103.520	93.740			
6	T	12.6047	16.9588	17.2246	11.5731	8.7468	84.8354			
	S	109.267	93.636	82.770	92.024	104.610	95.818			
7	T	12.1994	17.0938	17.1174	11.5532	8.7949	84.4965			
	S	112.897	92.897	83.288	92.182	104.038	96.203			
8	T	11.8150	16.9490	17.4210	11.7475	8.7058	84.3030			
	S	116.570	93.690	81.837	90.658	105.102	96.424			
9	T	11.9904	17.3536	17.4026	11.5777	9.3805	85.2133			
	S	114.865	91.506	81.923	91.987	97.543	95.394			
10	T	11.8858	16.8920	17.4156	11.4325	8.8463	84.1144			
	S	115.875	94.006	81.862	93.155	103.433	96.640			
11	T	11.8251	16.9416	17.1288	11.3804	8.8740	83.6950			
	S	116.470	93.731	83.233	93.582	103.110	97.124			
12	T	11.8178	16.9161	17.0102	11.5186	8.7414	83.7779			
	S	116.542	93.872	83.813	92.459	104.674	97.028			
13	T	11.8484	16.9200	17.2300	11.5683	8.6488	83.8277			80.6515
	S	116.241	93.851	82.744	92.062	105.795	96.970			95.258
14	T					8.8495				
	S					103.396				

Event: Cooper Tires Pro Mazda GP of Mid-Ohio
Track: Mid-Ohio Sports Car Course
Report: Section Data Report
Session: Qualifications - Race 1

Round 7 / 8 / 9
2.258 mile(s)
Pro Mazda
July 28, 2017



Section Data for Car 8 - Martin, Anthony (R)

Lap	T/SF to I1	I1 to I2A	I2A to I2	I2 to I3A	I3A to I3	I3 to I4	I4 to I5A	I5A to I5B	I5B to I5	I5 to I6A	I6A to I6	I6 to I7A	I7A to I7	I7 to I8	I8 to SF	
1	T	4.6508	7.0962	4.7074	8.4604	8.2575	2.8775	7.2293	5.2867	4.4045	5.0656	6.1904	3.6814	5.7944	6.2039	5.0746
	S	110.831	112.897	122.390	73.256	117.249	133.165	96.860	72.609	77.555	100.679	89.655	103.345	92.252	66.600	88.005
2	T	4.4554	6.9223	4.6159	8.2090	8.2162	2.8663	6.9994	5.1141	4.3133	4.9775	6.0817	3.3538	5.3261	5.4771	4.6198
	S	115.692	115.733	124.816	75.499	117.838	133.685	100.041	75.060	79.195	102.461	91.257	113.440	100.363	75.438	96.669
3	T	4.3833	6.7266	5.5507	9.2205	8.4136	2.9074	7.9829	5.3961	4.4352	5.0327	6.1076	3.3491	4.9031	5.4242	4.5944
	S	117.595	119.100	103.795	67.217	115.073	131.795	87.716	71.137	77.018	101.337	90.870	113.599	109.022	76.174	97.203
4	T	4.3852	6.6747	4.5340	8.1079	8.1957	2.8621	6.8868	5.0355	4.1800	4.9176	6.0043	3.3412	4.8947	5.3046	4.5808
	S	117.544	120.026	127.070	76.441	118.133	133.881	101.677	76.231	81.720	103.709	92.434	113.868	109.209	77.891	97.492
5	T	4.3870	6.6900	4.5227	8.0294	8.1540	2.8544	6.7932	5.0082	4.2145	4.9417	5.9637	3.3328	4.7806	5.2754	4.5700
	S	117.496	119.751	127.388	77.188	118.737	134.243	103.078	76.647	81.051	103.203	93.063	114.155	111.816	78.322	97.722
6	T	4.5568	7.5715	4.7116	8.3847	8.8551	3.0686	8.2677	5.1269	4.4300	5.0179	6.0757	3.3236	4.9805	5.3024	4.6173
	S	113.118	105.809	122.280	73.917	109.336	124.872	84.694	74.872	77.109	101.636	91.347	114.471	107.328	77.924	96.721
7	T	4.3859	6.6727	4.5237	8.0186	8.1975	2.8608	6.7771	4.9939	4.2077	4.9441	8.2274	3.3300	4.8168	5.2293	4.5793
	S	117.525	120.062	127.360	77.292	118.107	133.942	103.323	76.867	81.182	103.153	67.458	114.251	110.975	79.013	97.524
8	T	4.3873	6.6490	4.4853	8.2841	8.2695	2.8649	6.8446	4.9792	4.2050	4.9367	6.0348	3.7219	5.0564	5.4607	4.5519
	S	117.488	120.490	128.450	74.815	117.079	133.751	102.304	77.093	81.234	103.308	91.967	102.221	105.717	75.665	98.111
9	T	4.3787	6.7696	4.5189	8.0946	8.1649	2.8383	7.0333	5.1406	4.8382	5.3192	6.3356	3.3259	4.8280	5.6415	4.5513
	S	117.719	118.343	127.495	76.566	118.579	135.004	99.559	74.673	70.603	95.879	87.600	114.391	110.718	73.240	98.124
10	T	4.3830	6.6372	4.4939	8.3017	8.2360	2.8619	6.8606	5.0076	4.2028	4.9372	6.0182	3.3422	5.0409	5.2681	4.5807
	S	117.603	120.704	128.204	74.656	117.555	133.891	102.065	76.656	81.277	103.297	92.220	113.834	106.042	78.431	97.494
11	T	4.3655	6.5769	4.4789	7.9936	8.1631	2.8536	6.7896	4.9183	4.2158	4.9620	6.0212	3.3178	4.7747	5.4173	4.5377
	S	118.075	121.811	128.633	77.534	118.605	134.280	103.132	78.048	81.026	102.781	92.174	114.671	111.954	76.271	98.418
12	T	4.3512	6.6390	4.4889	8.0463	8.1562	2.8457	6.7859	4.9943	4.2925	4.9428	6.0259	3.3326	4.7446	5.3388	4.5219
	S	118.463	120.671	128.347	77.026	118.705	134.653	103.189	76.860	79.579	103.180	92.102	114.161	112.664	77.392	98.762
13	T	4.3635	6.6654	4.5062	8.5473	9.2005	2.9954	7.9526	5.3665	4.5330	5.3188	6.4986	3.3267	4.7772	5.2553	4.5811
	S	118.129	120.193	127.854	72.511	105.231	127.923	88.050	71.530	75.356	95.886	85.403	114.364	111.895	78.622	97.486
14	T												3.5433	6.0219		
	S												107.373	88.767		

Event: Cooper Tires Pro Mazda GP of Mid-Ohio
Track: Mid-Ohio Sports Car Course
Report: Section Data Report
Session: Qualifications - Race 1

Round 7 / 8 / 9
 2.258 mile(s)
 Pro Mazda
 July 28, 2017



Section Data for Car 8 - Martin, Anthony (R)

Lap	T/S	I1 to I2	I2 to I3	I4 to I5	I5 to I6	I6 to I7	Lap	PO to SF	SF to PI
1	T	11.8036	16.7179	16.9205	11.2560	9.4758	84.9806	91.5643	
	S	116.682	94.985	84.258	94.616	96.562	95.655	83.153	
2	T	11.5382	16.4252	16.4268	11.0592	8.6799	81.5479		
	S	119.366	96.678	86.790	96.300	105.416	99.681		
3	T	12.2773	17.6341	17.8142	11.1403	8.2522	84.4274		
	S	112.180	90.050	80.031	95.599	110.880	96.282		
4	T	11.2087	16.3036	16.1023	10.9219	8.2359	79.9051		
	S	122.875	97.399	88.539	97.511	111.099	101.731		
5	T	11.2127	16.1834	16.0159	10.9054	8.1134	79.5176		
	S	122.831	98.122	89.017	97.658	112.776	102.226		
6	T	12.2831	17.2398	17.8246	11.0936	8.3041	84.2903		
	S	112.127	92.110	79.984	96.001	110.187	96.438		
7	T	11.1964	16.2161	15.9787	13.1715	8.1468	81.7648		
	S	123.010	97.925	89.224	80.856	112.314	99.417		
8	T	11.1343	16.5536	16.0288	10.9715	8.7783	80.7313		
	S	123.696	95.928	88.945	97.070	104.234	100.690		
9	T	11.2885	16.2595	17.0121	11.6548	8.1539	81.7786		
	S	122.007	97.663	83.804	91.379	112.216	99.400		
10	T	11.1311	16.5377	16.0710	10.9554	8.3831	80.1720		
	S	123.732	96.020	88.711	97.212	109.148	101.392		
11	T	11.0558	16.1567	15.9237	10.9832	8.0925	79.3860		
	S	124.575	98.285	89.532	96.966	113.068	102.396		
12	T	11.1279	16.2025	16.0727	10.9687	8.0772	79.5066		
	S	123.768	98.007	88.702	97.094	113.282	102.241		
13	T	11.1716	17.7478	17.8521	11.8174	8.1039	83.8881		83.3421
	S	123.283	89.473	79.861	90.121	112.909	96.901		92.183
14	T					9.5652			
	S					95.659			

Event: Cooper Tires Pro Mazda GP of Mid-Ohio
Track: Mid-Ohio Sports Car Course
Report: Section Data Report
Session: Qualifications - Race 1

Round 7 / 8 / 9
2.258 mile(s)
Pro Mazda
July 28, 2017



Section Data for Car 80 - Lastochkin, Nikita (R)

Lap	T/SF to I1	I1 to I2A	I2A to I2	I2 to I3A	I3A to I3	I3 to I4	I4 to I5A	I5A to I5B	I5B to I5	I5 to I6A	I6A to I6	I6 to I7A	I7A to I7	I7 to I8	I8 to SF	
1	T	4.4977	7.2157	4.6383	8.6791	8.3065	2.8916	7.2104	5.2639	4.3921	5.1659	6.2972	3.5788	5.4303	5.5968	4.7368
	S	114.604	111.027	124.213	71.410	116.557	132.515	97.114	72.924	77.774	98.724	88.134	106.308	98.438	73.825	94.281
2	T	4.4660	7.3793	4.7377	8.3308	8.2526	2.8865	7.2472	5.2482	4.2913	5.2432	6.1683	3.4078	5.2630	5.5868	4.7116
	S	115.417	108.565	121.607	74.395	117.318	132.750	96.620	73.142	79.601	97.269	89.976	111.642	101.567	73.957	94.785
3	T	4.4476	6.9994	4.5876	8.1963	8.2182	2.8810	6.9853	5.1477	4.3114	5.0882	6.1878	3.3625	5.1371	5.3978	4.6639
	S	115.895	114.458	125.586	75.616	117.809	133.003	100.243	74.570	79.230	100.232	89.693	113.146	104.056	76.546	95.755
4	T	4.4496	7.0067	4.5933	8.1657	8.2218	2.8862	6.9738	5.1873	4.2335	5.0323	6.1759	3.3739	5.1108	5.3452	4.7795
	S	115.843	114.339	125.430	75.900	117.758	132.763	100.408	74.001	80.688	101.345	89.865	112.764	104.591	77.300	93.439
5	T	4.4464	6.8951	4.5379	8.1075	8.2001	2.8835	6.9056	5.0923	4.2613	5.1081	6.1394	3.3788	5.0714	5.2705	4.6861
	S	115.926	116.189	126.961	76.444	118.070	132.888	101.400	75.381	80.161	99.841	90.400	112.600	105.404	78.395	95.301
6	T	4.4807	7.0429	4.5648	8.2710	8.2394	2.8820	6.9728	5.1004	4.2606	5.1181	6.2130	3.3744	5.7185	5.4943	4.7138
	S	115.039	113.751	126.213	74.933	117.506	132.957	100.423	75.261	80.174	99.646	89.329	112.747	93.477	75.202	94.741
7	T	4.4281	6.9324	4.5682	8.1405	8.2033	2.8545	7.6437	5.2757	4.3893	5.1977	6.1317	3.3854	5.0464	5.2802	4.6381
	S	116.405	115.564	126.119	76.134	118.023	134.238	91.608	72.761	77.824	98.120	90.513	112.381	105.926	78.251	96.287
8	T	4.4280	6.9270	4.5415	8.1983	8.2333	2.8799	6.9083	5.0780	4.1967	5.0624	6.1724	3.3504	5.0801	5.3487	4.6347
	S	116.408	115.654	126.860	75.598	117.593	133.054	101.360	75.593	81.395	100.743	89.916	113.555	105.223	77.249	96.358
9	T	4.4222	6.8163	4.5025	8.1597	8.2159	2.8800	7.0151	5.0450	4.2928	5.0271	6.1394	3.3869	4.9526	5.3124	4.6069
	S	116.561	117.532	127.959	75.955	117.842	133.049	99.817	76.088	79.573	101.450	90.400	112.331	107.932	77.777	96.940
10	T	4.4123	6.7995	4.5510	8.2257	8.2049	2.8811	6.8917	5.1024	4.2549	5.0337	6.1260	3.3627	4.9869	5.2826	4.6376
	S	116.822	117.823	126.596	75.346	118.000	132.998	101.604	75.232	80.282	101.317	90.597	113.140	107.190	78.216	96.298
11	T	4.4147	6.9381	4.5758	8.1988	8.2059	2.8757	6.8882	5.1749	4.2180	5.0409	6.1364	3.3641	4.9935	5.2462	4.6551
	S	116.759	115.469	125.909	75.593	117.986	133.248	101.656	74.178	80.984	101.172	90.444	113.093	107.048	78.758	95.936
12	T	4.4246	6.8203	4.4941	8.4598	8.2190	2.8723	6.8748	5.0651	4.1949	5.0148	6.0947	3.3717	4.9649	5.2838	4.6897
	S	116.497	117.464	128.198	73.261	117.798	133.406	101.854	75.786	81.430	101.699	91.063	112.838	107.665	78.198	95.228
13	T	4.4050	6.8172	4.5345	8.1998	8.3060	2.9115	6.9434	5.0971	4.2118	4.9776	6.0662	3.3605	4.8832	5.3129	4.6380
	S	117.016	117.517	127.056	75.584	116.564	131.610	100.848	75.310	81.103	102.459	91.491	113.214	109.466	77.770	96.290
14	T	4.4252	6.8568	4.5199	8.1030	8.1895	2.8796	6.9070	5.0893	4.1996	5.0089	6.0766	3.3684	4.9795	5.2205	4.6617
	S	116.482	116.838	127.467	76.487	118.222	133.068	101.379	75.426	81.339	101.819	91.334	112.948	107.349	79.146	95.800
15	T	4.4840	7.1330	4.5876	8.3066	8.2459	2.8915	7.2010	5.3984	4.5067	5.4799	6.5100	3.4018	5.7141	5.7719	4.7632
	S	114.954	112.314	125.586	74.612	117.414	132.520	97.240	71.107	75.796	93.067	85.253	111.839	93.548	71.585	93.759

Event: Cooper Tires Pro Mazda GP of Mid-Ohio
Track: Mid-Ohio Sports Car Course
Report: Section Data Report
Session: Qualifications - Race 1

Round 7 / 8 / 9
2.258 mile(s)
Pro Mazda
July 28, 2017



Section Data for Car 80 - Lastochkin, Nikita (R)

Lap	T/S	I1 to I2	I2 to I3	I4 to I5	I5 to I6	I6 to I7	Lap	PO to SF	SF to PI
1	T	11.8540	16.9856	16.8664	11.4631	9.0091	83.9011	87.5067	
	S	116.186	93.488	84.528	92.907	101.564	96.885	87.009	
2	T	12.1170	16.5834	16.7867	11.4115	8.6708	83.2203		
	S	113.664	95.756	84.929	93.327	105.527	97.678		
3	T	11.5870	16.4145	16.4444	11.2760	8.4996	81.6118		
	S	118.864	96.741	86.697	94.448	107.652	99.603		
4	T	11.6000	16.3875	16.3946	11.2082	8.4847	81.5355		
	S	118.730	96.900	86.960	95.020	107.841	99.696		
5	T	11.4330	16.3076	16.2592	11.2475	8.4502	80.9840		
	S	120.465	97.375	87.685	94.688	108.281	100.375		
6	T	11.6077	16.5104	16.3338	11.3311	9.0929	82.4467		
	S	118.652	96.179	87.284	93.989	100.628	98.595		
7	T	11.5006	16.3438	17.3087	11.3294	8.4318	82.1152		
	S	119.757	97.159	82.368	94.003	108.518	98.993		
8	T	11.4685	16.4316	16.1830	11.2348	8.4305	81.0397		
	S	120.092	96.640	88.097	94.795	108.534	100.306		
9	T	11.3188	16.3756	16.3529	11.1665	8.3395	80.7748		
	S	121.680	96.971	87.182	95.375	109.719	100.635		
10	T	11.3505	16.4306	16.2490	11.1597	8.3496	80.7530		
	S	121.340	96.646	87.740	95.433	109.586	100.663		
11	T	11.5139	16.4047	16.2811	11.1773	8.3576	80.9263		
	S	119.618	96.799	87.567	95.282	109.481	100.447		
12	T	11.3144	16.6788	16.1348	11.1095	8.3366	80.8445		
	S	121.727	95.208	88.361	95.864	109.757	100.549		
13	T	11.3517	16.5058	16.2523	11.0438	8.2437	80.6647		
	S	121.327	96.206	87.722	96.434	110.994	100.773		
14	T	11.3767	16.2925	16.1959	11.0855	8.3479	80.4855		
	S	121.061	97.465	88.027	96.071	109.608	100.997		
15	T	11.7206	16.5525	17.1061	11.9899	9.1159			80.6145
	S	117.509	95.934	83.343	88.825	100.374			95.302

Event: Cooper Tires Pro Mazda GP of Mid-Ohio
 Track: Mid-Ohio Sports Car Course
 Report: Section Data Report
 Session: Qualifications - Race 1

Round 7 / 8 / 9
 2.258 mile(s)
 Pro Mazda
 July 28, 2017



Section Data for Car 81 - Cunha, Carlos (R)

Lap	T/SF to I1	I1 to I2A	I2A to I2	I2 to I3A	I3A to I3	I3 to I4	I4 to I5A	I5A to I5B	I5B to I5	I5 to I6A	I6A to I6	I6 to I7A	I7A to I7	I7 to I8	I8 to SF	
1	T	4.4602	7.0656	4.6060	8.3865	8.3365	2.9052	7.0906	5.2509	4.3453	5.0249	6.1430	3.4408	5.1946	5.5629	4.7458
	S	115.568	113.385	125.084	73.901	116.138	131.895	98.754	73.104	78.612	101.495	90.347	110.572	102.904	74.275	94.102
2	T	4.4180	6.8998	4.5848	8.1872	8.2645	2.8835	7.0565	5.1041	4.3064	4.9929	6.0986	3.3765	5.0299	5.4374	4.6638
	S	116.671	116.110	125.662	75.700	117.149	132.888	99.232	75.207	79.322	102.145	91.004	112.677	106.274	75.989	95.757
3	T	4.4100	6.8298	4.5491	8.0785	8.2435	2.8821	6.9686	5.0458	4.2349	4.9832	6.1107	3.3679	4.9386	5.3583	4.6690
	S	116.883	117.300	126.648	76.719	117.448	132.952	100.483	76.076	80.661	102.344	90.824	112.965	108.238	77.111	95.650
4	T	4.3877	6.6942	4.5128	8.1470	8.2458	2.8790	6.8481	5.0203	4.1626	4.9489	6.0594	3.3680	4.8859	5.3501	4.6029
	S	117.477	119.676	127.667	76.074	117.415	133.095	102.251	76.462	82.062	103.053	91.593	112.962	109.406	77.229	97.024
5	T	4.3861	6.7125	4.5274	8.4556	8.2286	2.8702	7.3072	5.0415	4.3229	4.9853	6.1425	3.3504	4.8559	5.2510	4.6124
	S	117.520	119.350	127.255	73.297	117.661	133.504	95.827	76.141	79.019	102.301	90.354	113.555	110.082	78.686	96.824
6	T	4.4089	6.9356	4.5491	8.1060	8.3129	3.0112	7.3200	5.1304	4.5104	5.4172	6.4952	3.3360	5.0370	5.4838	4.7259
	S	116.912	115.511	126.648	76.459	116.467	127.252	95.659	74.821	75.734	94.145	85.448	114.045	106.124	75.346	94.499
7	T			11.4118	11.8164	14.2415	4.5325	8.6991	5.3358	4.5357	5.1330	6.3748	3.4286	5.2306		
	S			50.486	52.450	67.983	84.541	80.494	71.941	75.312	99.357	87.062	110.965	102.196		
8	T	4.4416	6.9403	5.0876	8.3181	8.3186	2.8977	6.9617	5.0580	4.2418	4.9516	6.0759	3.4001	5.1338	5.5433	4.6790
	S	116.052	115.433	113.243	74.509	116.388	132.237	100.583	75.892	80.530	102.997	91.344	111.895	104.123	74.537	95.446
9	T	4.3969	6.7109	4.5097	8.2436	8.3364	2.8943	6.8833	4.9855	4.1885	4.9444	6.0351	3.3649	4.9077	5.2574	4.6025
	S	117.231	119.378	127.755	75.182	116.139	132.392	101.728	76.996	81.554	103.147	91.962	113.066	108.920	78.591	97.032
10	T	4.3772	6.6702	4.5159	8.0710	8.2417	2.8820	6.7790	4.9396	4.1208	4.9195	6.0288	3.3531	4.8127	5.5221	4.5596
	S	117.759	120.107	127.580	76.790	117.474	132.957	103.294	77.711	82.894	103.669	92.058	113.464	111.070	74.823	97.945
11	T	4.3799	6.5867	4.4678	7.9789	8.2135	2.8848	6.6924	4.9192	4.1280	4.9121	5.9890	3.3338	4.7998	5.3646	4.6061
	S	117.686	121.629	128.953	77.676	117.877	132.828	104.630	78.034	82.750	103.825	92.670	114.120	111.368	77.020	96.956
12	T	4.3831	6.6174	4.4728	8.0148	8.1882	2.8744	6.8194	4.9829	4.2254	5.0469	6.2539	3.3368	4.7725	5.2688	4.5927
	S	117.600	121.065	128.809	77.329	118.241	133.308	102.682	77.036	80.842	101.052	88.745	114.018	112.005	78.420	97.239
13	T												3.4242	5.5267		
	S												111.108	96.721		

Event: Cooper Tires Pro Mazda GP of Mid-Ohio

Round 7 / 8 / 9

Track: Mid-Ohio Sports Car Course

2.258 mile(s)



Report: Section Data Report

Pro Mazda

Session: Qualifications - Race 1

July 28, 2017

Section Data for Car 81 - Cunha, Carlos (R)

Lap	T/S	I1 to I2	I2 to I3	I4 to I5	I5 to I6	I6 to I7	Lap	PI to PO	PO to SF	SF to PI
1	T	11.6716	16.7230	16.6868	11.1679	8.6354	82.5588		86.3743	
	S	118.002	94.956	85.438	95.363	105.959	98.461		88.150	
2	T	11.4846	16.4517	16.4670	11.0915	8.4064	81.3039			
	S	119.923	96.522	86.578	96.019	108.846	99.980			
3	T	11.3789	16.3220	16.2493	11.0939	8.3065	80.6700			
	S	121.037	97.289	87.738	95.999	110.155	100.766			
4	T	11.2070	16.3928	16.0310	11.0083	8.2539	80.1127			
	S	122.894	96.869	88.933	96.745	110.857	101.467			
5	T	11.2399	16.6842	16.6716	11.1278	8.2063	81.0495			
	S	122.534	95.177	85.516	95.706	111.500	100.294			
6	T	11.4847	16.4189	16.9608	11.9124	8.3730	82.7796			80.8077
	S	119.922	96.715	84.057	89.403	109.280	98.198			95.074
7	T		26.0579	18.5706	11.5078	8.6592	224.0449	117.1462	109.0441	
	S		60.939	76.771	92.546	105.668	36.282	7.665	69.824	
8	T	12.0279	16.6367	16.2615	11.0275	8.5339	82.0491			
	S	114.506	95.449	87.672	96.577	107.219	99.072			
9	T	11.2206	16.5800	16.0573	10.9795	8.2726	80.2611			
	S	122.745	95.775	88.787	96.999	110.606	101.279			
10	T	11.1861	16.3127	15.8394	10.9483	8.1658	79.7932			
	S	123.124	97.345	90.009	97.275	112.053	101.873			
11	T	11.0545	16.1924	15.7396	10.9011	8.1336	79.2566			
	S	124.589	98.068	90.579	97.697	112.496	102.563			
12	T	11.0902	16.2030	16.0277	11.3008	8.1093	79.8500			79.4365
	S	124.188	98.004	88.951	94.241	112.833	101.801			96.715
13	T					8.9509				
	S					102.224				

Event: Cooper Tires Pro Mazda GP of Mid-Ohio
Track: Mid-Ohio Sports Car Course
Report: Section Data Report
Session: Qualifications - Race 1

Round 7 / 8 / 9
2.258 mile(s)
Pro Mazda
July 28, 2017



Section Data for Car 82 - Fischer, TJ

Lap	T/SF to I1	I1 to I2A	I2A to I2	I2 to I3A	I3A to I3	I3 to I4	I4 to I5A	I5A to I5B	I5B to I5	I5 to I6A	I6A to I6	I6 to I7A	I7A to I7	I7 to I8	I8 to SF	
1	T	4.9513	7.5436	5.0559	9.2096	9.1156	3.1701	7.9887	5.3528	4.5973	5.4949	6.5582	3.7841	6.2871	6.2659	5.0915
	S	104.105	106.201	113.953	67.296	106.212	120.874	87.652	71.713	74.303	92.813	84.627	100.540	85.023	65.941	87.713
2	T			4.9515	8.7036	8.3957	2.9227	7.3324	5.3219	4.4294	5.1299	6.2822	3.6673	6.2507		
	S			116.356	71.209	115.319	131.105	95.498	72.129	77.119	99.417	88.345	103.742	85.518		
3	T	4.4884	6.8595	4.6022	8.2033	8.3544	2.9216	7.2387	5.2260	4.2863	5.0270	6.2163	3.4371	5.1435	5.3805	4.7511
	S	114.841	116.792	125.187	75.552	115.889	131.155	96.734	73.453	79.694	101.452	89.281	110.691	103.926	76.792	93.997
4	T	4.4762	6.8993	4.6042	8.2172	8.3535	2.9234	7.0256	5.1007	4.2705	5.0706	6.1388	3.4311	5.2222	5.7942	4.7214
	S	115.154	116.118	125.133	75.424	115.901	131.074	99.668	75.257	79.989	100.580	90.409	110.884	102.360	71.310	94.589
5	T	4.4509	6.6860	4.5434	8.1435	8.3062	2.8935	6.9422	5.0942	4.2508	5.0387	6.2350	3.3926	4.9863	5.3753	4.6628
	S	115.809	119.823	126.807	76.106	116.561	132.428	100.865	75.353	80.359	101.217	89.014	112.142	107.203	76.867	95.777
6	T	4.4573	6.6949	4.6146	8.3795	8.3348	2.8903	6.9525	5.0211	4.2581	5.0452	6.1193	3.3617	4.9713	5.3433	4.6987
	S	115.643	119.664	124.851	73.963	116.161	132.575	100.716	76.450	80.221	101.086	90.697	113.173	107.526	77.327	95.046
7	T	4.4468	6.7435	4.5627	8.1746	8.2966	2.8994	6.9441	5.0286	4.2125	5.0319	6.1115	3.3760	5.9055	5.5525	4.6987
	S	115.916	118.801	126.271	75.817	116.696	132.159	100.838	76.336	81.090	101.353	90.812	112.694	90.517	74.414	95.046
8	T	4.4439	6.6758	4.5462	8.0566	8.2720	2.8899	6.9270	5.0184	4.2291	5.0244	6.1139	3.3879	4.8752	5.3551	4.6801
	S	115.991	120.006	126.729	76.927	117.043	132.593	101.087	76.491	80.772	101.505	90.777	112.298	109.646	77.157	95.423
9	T	4.4233	6.7080	4.5493	8.1248	8.2779	2.9031	6.8716	5.0677	4.2019	4.9747	6.0677	3.3852	4.8518	5.3105	4.6831
	S	116.532	119.430	126.643	76.282	116.960	131.991	101.902	75.747	81.294	102.519	91.468	112.388	110.175	77.805	95.362
10	T	4.4270	6.6150	4.5132	8.0415	8.2514	2.8959	6.9203	5.0000	4.1930	5.0203	6.2125	3.3811	4.8750	5.3272	4.6709
	S	116.434	121.109	127.656	77.072	117.335	132.319	101.185	76.773	81.467	101.588	89.336	112.524	109.650	77.561	95.611
11	T	4.4260	6.7071	4.5860	8.6476	8.2888	2.9014	7.0972	5.0617	4.2199	5.0519	6.2289	3.4946	5.1326	5.4987	4.6901
	S	116.461	119.446	125.629	71.670	116.806	132.068	98.662	75.837	80.948	100.952	89.101	108.869	104.147	75.142	95.220
12	T												3.4300	5.9452		
	S												110.920	89.912		

Event: Cooper Tires Pro Mazda GP of Mid-Ohio
Track: Mid-Ohio Sports Car Course
Report: Section Data Report
Session: Qualifications - Race 1

Round 7 / 8 / 9
 2.258 mile(s)
 Pro Mazda
 July 28, 2017



Section Data for Car 82 - Fischer, TJ

Lap	T/S	I1 to I2	I2 to I3	I4 to I5	I5 to I6	I6 to I7	Lap	PI to PO	PO to SF	SF to PI
1	T	12.5995	18.3252	17.9388	12.0531	10.0712	90.4666		95.7496	85.4856
	S	109.312	86.654	79.475	88.359	90.853	89.854		79.518	89.872
2	T		17.0993	17.0837	11.4121	9.9180	355.4754	276.4690	81.2710	
	S		92.867	83.453	93.322	92.257	22.867	3.248	93.685	
3	T	11.4617	16.5577	16.7510	11.2433	8.5806	82.1359			
	S	120.163	95.904	85.110	94.723	106.636	98.968			
4	T	11.5035	16.5707	16.3968	11.2094	8.6533	82.2489			
	S	119.726	95.829	86.949	95.010	105.740	98.832			
5	T	11.2294	16.4497	16.2872	11.2737	8.3789	81.0014			
	S	122.649	96.534	87.534	94.468	109.203	100.354			
6	T	11.3095	16.7143	16.2317	11.1645	8.3330	81.1426			
	S	121.780	95.006	87.833	95.392	109.804	100.179			
7	T	11.3062	16.4712	16.1852	11.1434	9.2815	81.9849			
	S	121.816	96.408	88.086	95.572	98.583	99.150			
8	T	11.2220	16.3286	16.1745	11.1383	8.2631	80.4955			
	S	122.730	97.250	88.144	95.616	110.733	100.985			
9	T	11.2573	16.4027	16.1412	11.0424	8.2370	80.4006			
	S	122.345	96.811	88.326	96.446	111.084	101.104			
10	T	11.1282	16.2929	16.1133	11.2328	8.2561	80.3443			
	S	123.764	97.463	88.479	94.812	110.827	101.175			
11	T	11.2931	16.9364	16.3788	11.2808	8.6272	82.0325			80.6451
	S	121.957	93.760	87.044	94.408	106.060	99.092			95.266
12	T					9.3752				
	S					97.598				

Event: Cooper Tires Pro Mazda GP of Mid-Ohio

Round 7 / 8 / 9

Track: Mid-Ohio Sports Car Course

2.258 mile(s)



Report: Section Data Report

Pro Mazda






Session: Qualifications - Race 1

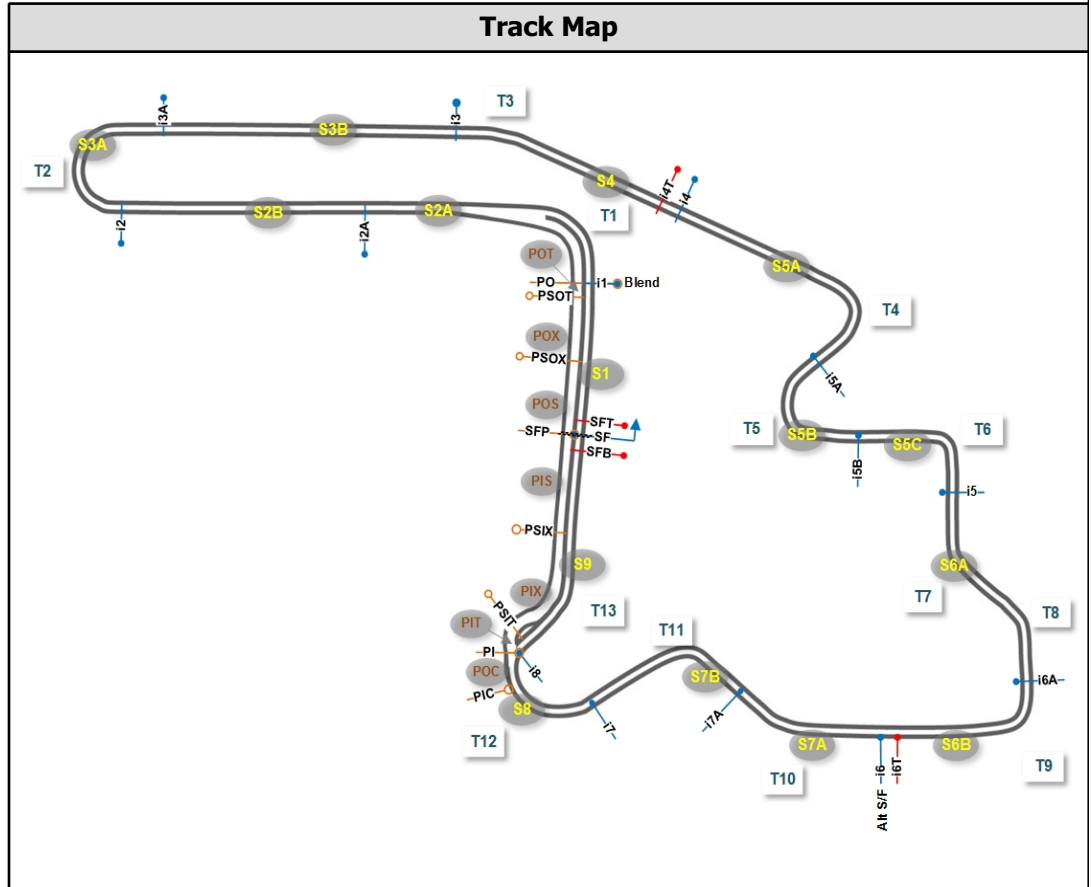
July 28, 2017

Section Data for Car

Report Support Information

Section Legend	
Name	Length
SF to I1	0.143182 miles
I1 to I2A	0.222538 miles
I2A to I2	0.160038 miles
I2 to I3A	0.172159 miles
I3A to I3	0.268939 miles
I3 to I4	0.106439 miles
I4 to I5A	0.194508 miles
I5A to I5B	0.106629 miles
I5B to I5	0.094886 miles
I5 to I6A	0.141667 miles
I6A to I6	0.154167 miles
I6 to I7A	0.105682 miles
I7A to I7	0.148485 miles
I7 to I8	0.114773 miles
I8 to SF	0.124053 miles
I1 to I2	0.382576 miles
I2 to I3	0.441098 miles
I4 to I5	0.396023 miles
I5 to I6	0.295833 miles
I6 to I7	0.254167 miles
Lap	2.258000 miles
PI to PO	0.249432 miles
PO to SF	2.114962 miles

Color Legend	
	Fastest Lap
	Section Under Caution
	Section Under Green
	Section Time Data
	Section Speed Data



Event: Cooper Tires Pro Mazda GP of Mid-Ohio

Round 7 / 8 / 9

Track: Mid-Ohio Sports Car Course

2.258 mile(s)



Report: Section Data Report

Pro Mazda

Session: Qualifications - Race 1

July 28, 2017

Section Data for Car

SF to PI	2.134091 miles
PO to I2	0.382576 miles
I7 to PI	0.114773 miles
PO to PI	2.008712 miles